

navigator*

Tuesday, April 23rd

Biden and Trump: A Guide for Advocates



Credit: Shutterstock/Evan El-Amin

Key Takeaways:

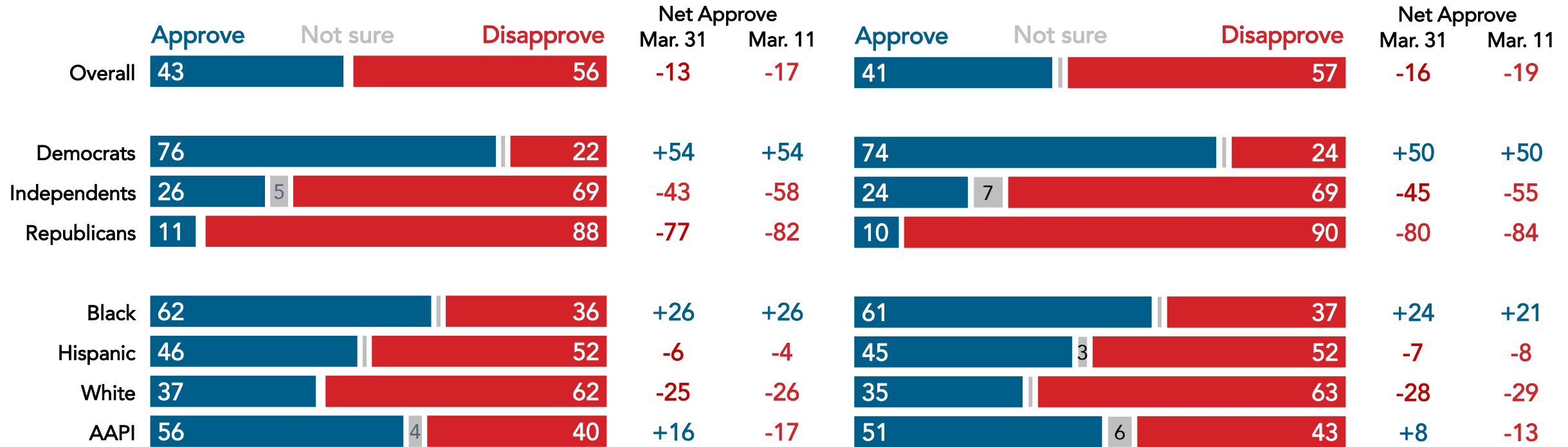
- Two in five Americans say they have not thought a lot about who they are voting for in November.
- Majorities of Americans say their life changes depending on which political party is in charge, and most Americans say that the political parties are completely different.
- Half of Americans say Donald Trump does not have the right policy priorities.
- Trump's support for cuts to Medicare and Social Security, calls to terminate the Constitution, desire to give additional tax cuts to the rich, and support for a nationwide ban on abortion are most concerning.

Biden's Approval Ratings Continue to Gradually Improve

Compared to early March, slightly higher shares of Americans approve of Biden's job performance overall (net -13 in late March vs. net -17 in early March) and his job performance on the economy in particular (net -16 vs. net -19).

Do you approve or disapprove of the way Joe Biden is handling his job as president?

Do you approve or disapprove of the way Joe Biden is handling the economy?

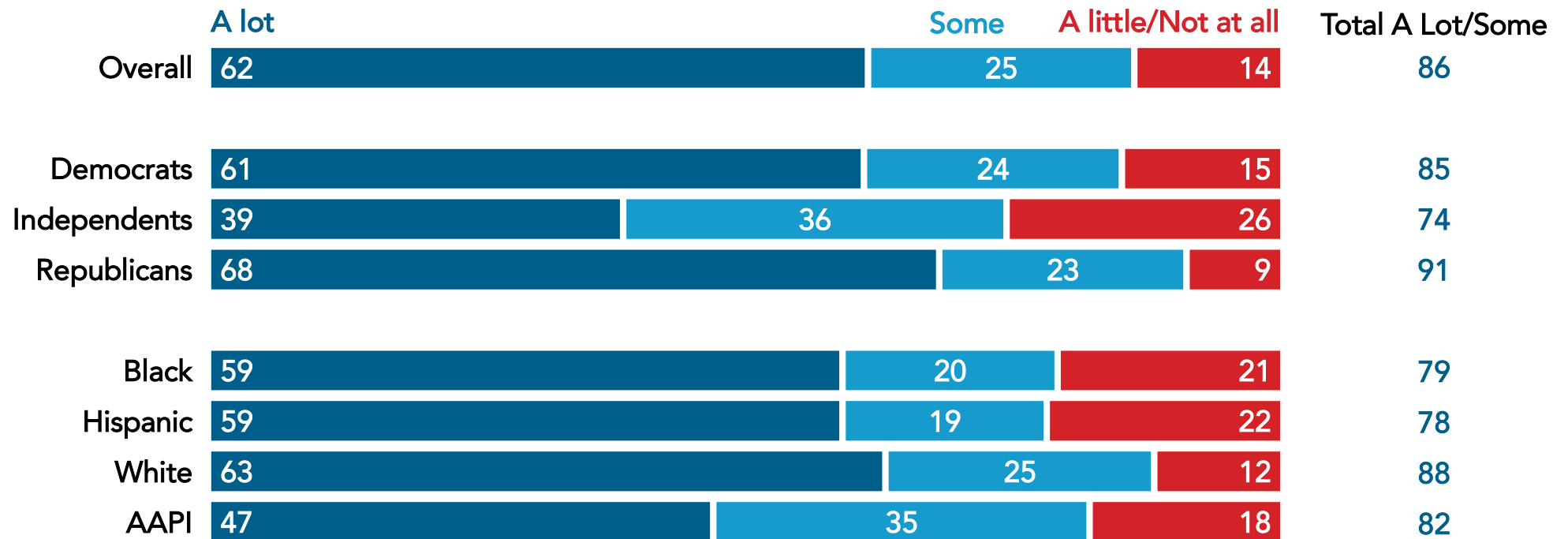


Nationwide surveys of registered voters; Each wave represents approximately 1,000 interviews taken over the prior three-five days. Latest wave conducted March 28-March 31, 2024. For more info, visit navigatorresearch.org.

Two in Five Americans Say They Have Not Thought A Lot About Who They Are Voting for in November

More Republicans (68% “a lot”) report having given “a lot” of thought to who they are voting for in the 2024 general election than Democrats (61%) – just two in five independents (39%) say they have thought a lot about it.

It’s a long way from now, but how much thought have you given to who you will be voting for in the 2024 general election for President?

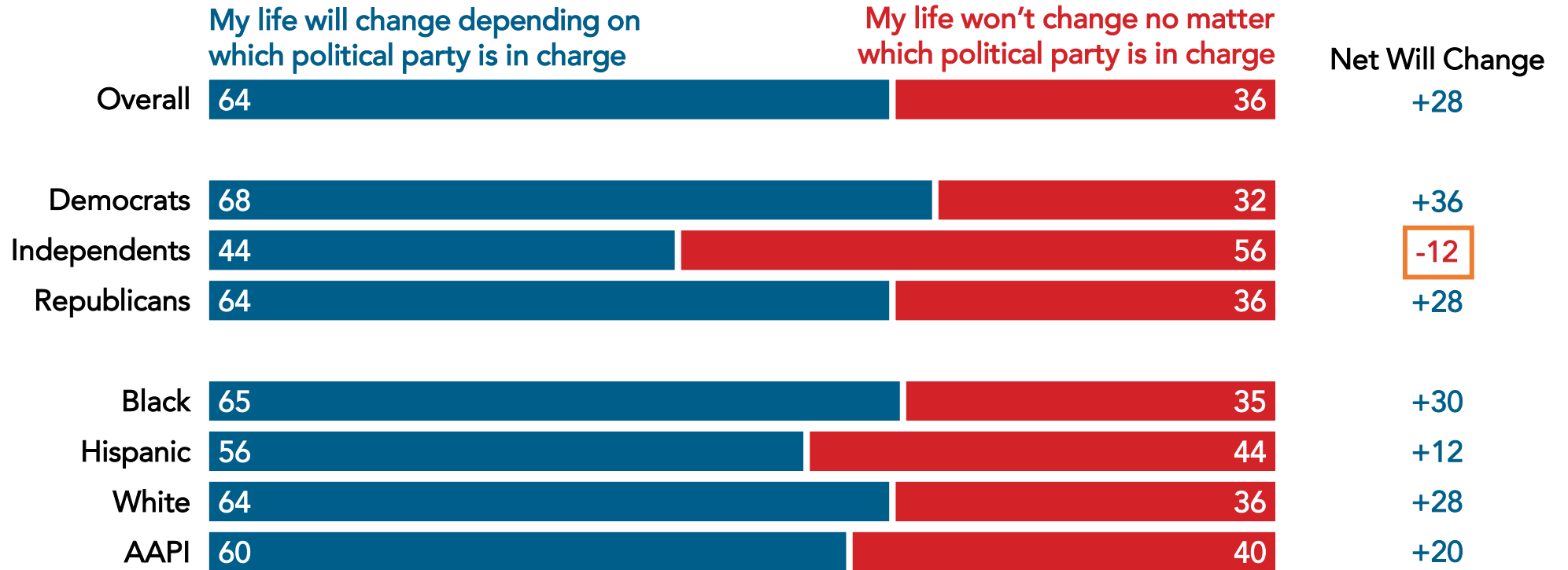


Nationwide survey of 1,000 registered voters conducted March 28-March 31, 2024.
For more info, visit navigatorresearch.org.

A Majority Say Their Lives Change Depending On Who Is In Charge, But Independents Are Skeptical

Large majorities of Democrats (68% "my life will change") and Republicans (64%) say their lives will change depending on which party is in charge, while a majority of independents (56%) say the opposite.

Which best describes how you feel?



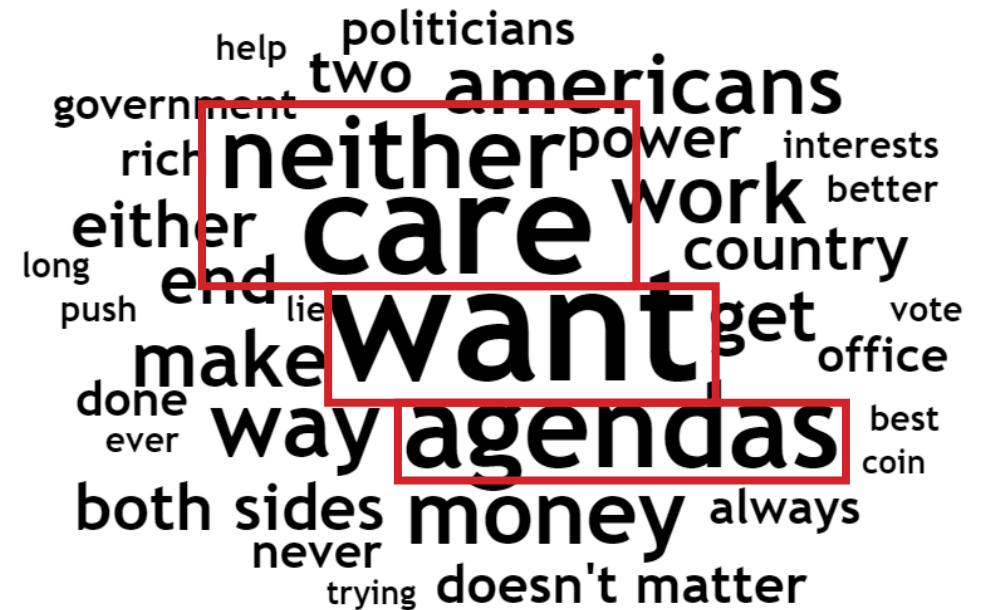
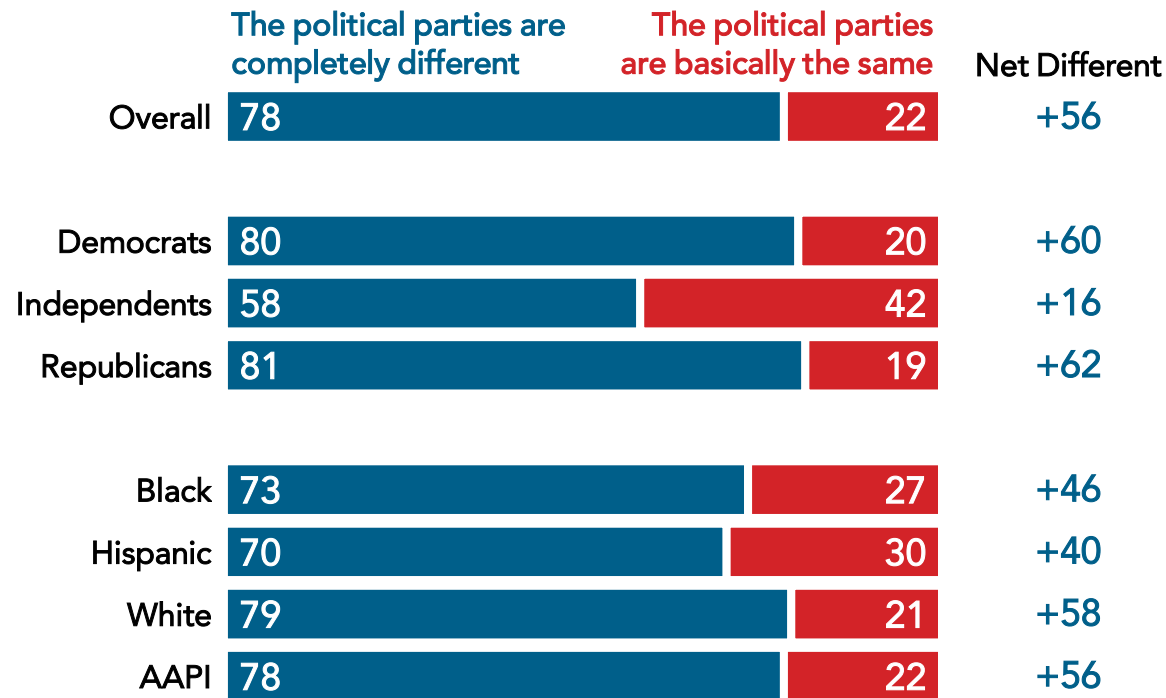
Nationwide survey of 1,000 registered voters conducted March 28-March 31, 2024.
For more info, visit navigatorresearch.org.

Just One in Five Say the Parties Are the Same, With Independents Particularly Likely to Say So

Clear majorities across party and racial lines – including nearly three in five independents (58%) – say “the political parties are completely different” rather than “basically the same.” When asked what makes them say that, Americans say neither party cares about Americans, that they both want to consolidate money and power, and that they both have broader agendas.

When it comes to Democrats and Republicans, which best describes how you view the two parties?

[If believe parties are the same] You indicated you believe the political parties are basically the same. What makes you say that?

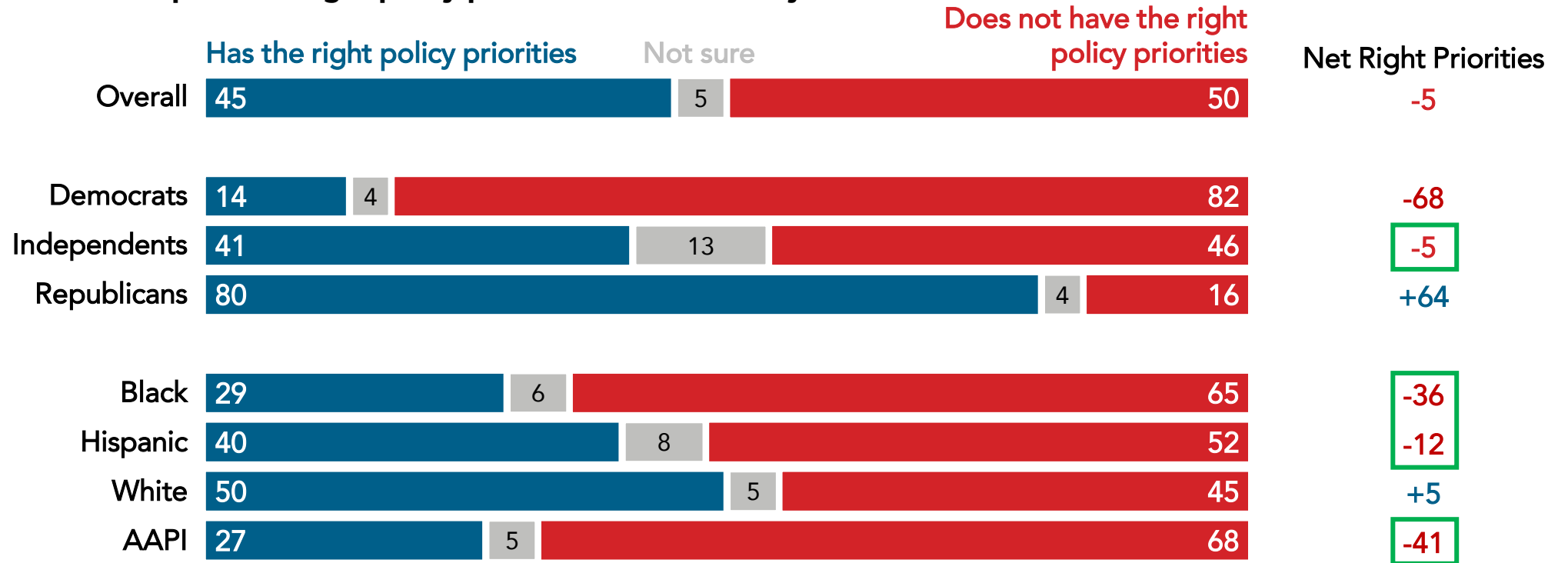


Nationwide survey of 1,000 registered voters conducted March 28-March 31, 2024. For more info, visit navigatorresearch.org.

Half of Americans Say Trump Has the Wrong Policy Priorities

Republicans (80% right priorities) and white Americans (50%) are the only partisan or racial groups of which a majority say Trump has the right priorities, while a plurality of independents (46%) and most Democrats and people of color disagree.

Do you think Donald Trump has the right policy priorities for the country?

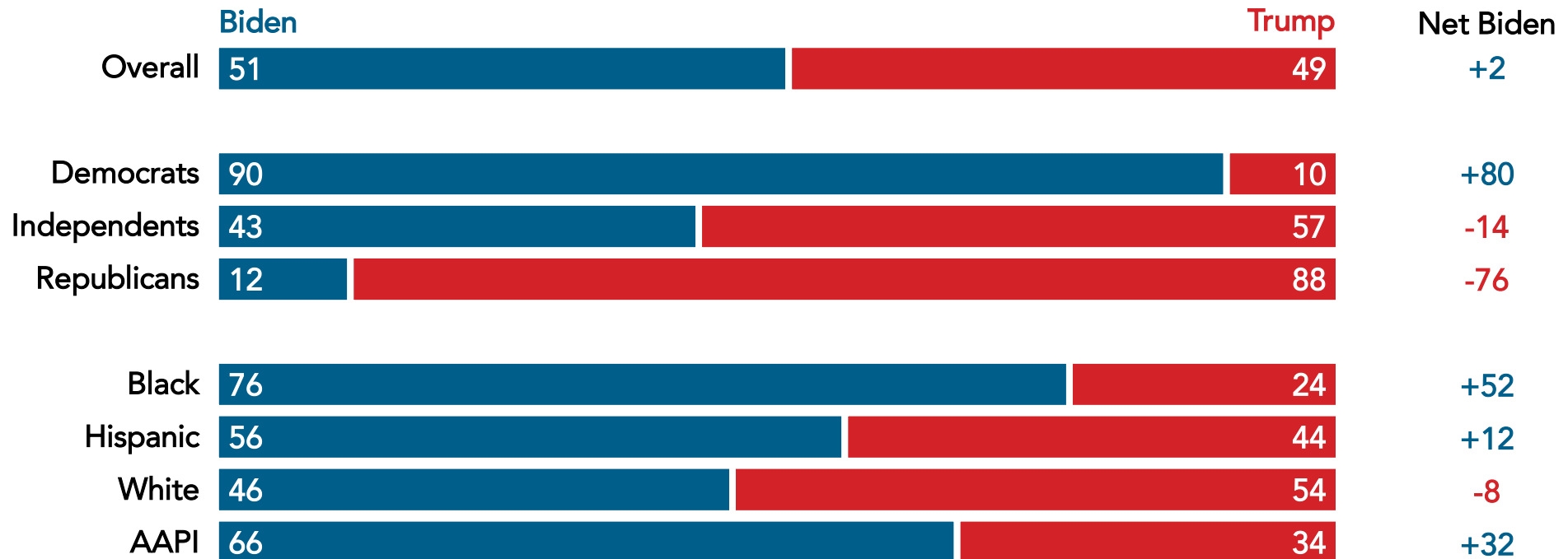


Nationwide survey of 1,000 registered voters conducted March 28-March 31, 2024. For more info, visit navigatorresearch.org.

Americans Are Evenly Divided on Whether They Would Invite Biden or Trump to a Barbecue

Majorities of Democrats (90%), Black (76%), AAPI (66%), and Hispanic Americans (56%) would prefer to invite Biden, while a majority of independents (57%) would invite Trump.

Regardless of who you may be voting for in 2024...If you were having a barbecue and could only invite one of them, who would you invite to your barbecue?



Nationwide survey of 1,000 registered voters conducted March 28-March 31, 2024.
For more info, visit navigatorresearch.org.

Trump's Positions on Social Security/Medicare, the Constitution, Taxes, and Abortion Are Most Troubling

Majorities say his proposed Medicare/Social Security cuts (53% very concerning), call to terminate the Constitution (52%), support for another \$2 trillion tax cut for the rich (52%), stance on abortion (51%), and support for ending drug price negotiations (51%) are "very concerning."

(Split sample) Below is a list of policies supported by Donald Trump. Please indicate how concerning you find each one.

Donald Trump...	Very concerning	Somewhat concerning	Don't believe	Not concerning	Overall	Total Concerning		
						Dem	Ind	Rep
...supports cutting Medicare and Social Security: in each of his budgets as President, he proposed cuts to both programs	53	17	18	12	70	96	62	44
...called for the termination of the Constitution so he could be reinstated as President after he lost in 2020	52	12	23	12	65	92	63	37
...wants to give wealthy Americans and big corporations another \$2 trillion tax cut	52	14	17	17	66	93	66	38
...supports a nationwide ban on abortion, which would criminalize women who seek abortions and the doctors who perform them	51	16	12	22	67	95	62	38
...wants to end the policy that allows Medicare to negotiate for lower prescription drug costs	51	19	19	12	70	96	60	44
...wants to repeal the ACA, which would take health insurance away from more than 45 million Americans and repeal coverage for those with pre-existing conditions	49	19	11	20	69	94	66	42
...has been indicted four times and is facing 91 felony charges	48	16	8	28	64	91	57	37
...wants to bring back policies that separated migrant children from their families at the border, as well as conduct sweeping raids across the country...*	44	16	10	29	60	90	55	31

*Full question text read: "...to round up and deport millions of people, including Dreamers." Nationwide survey of 1,000 registered voters conducted March 28-March 31, 2024. For more info, visit navigatorresearch.org.

Of What Trump Has Said, Injecting Bleach, Praising Hitler, "Bloodbath" Reelection, and Russia Comments Most Concerning

Independents find Trump's statements about using bleach to fight coronavirus (66% concerning), a "bloodbath" if he doesn't win (64%), immigrants are "not people" (63%), and encouraging Russia to "do whatever the hell they want" to NATO countries (62%) most concerning.

(Split sample) Below is a list of comments made by Donald Trump. Please indicate how concerning you find each one.

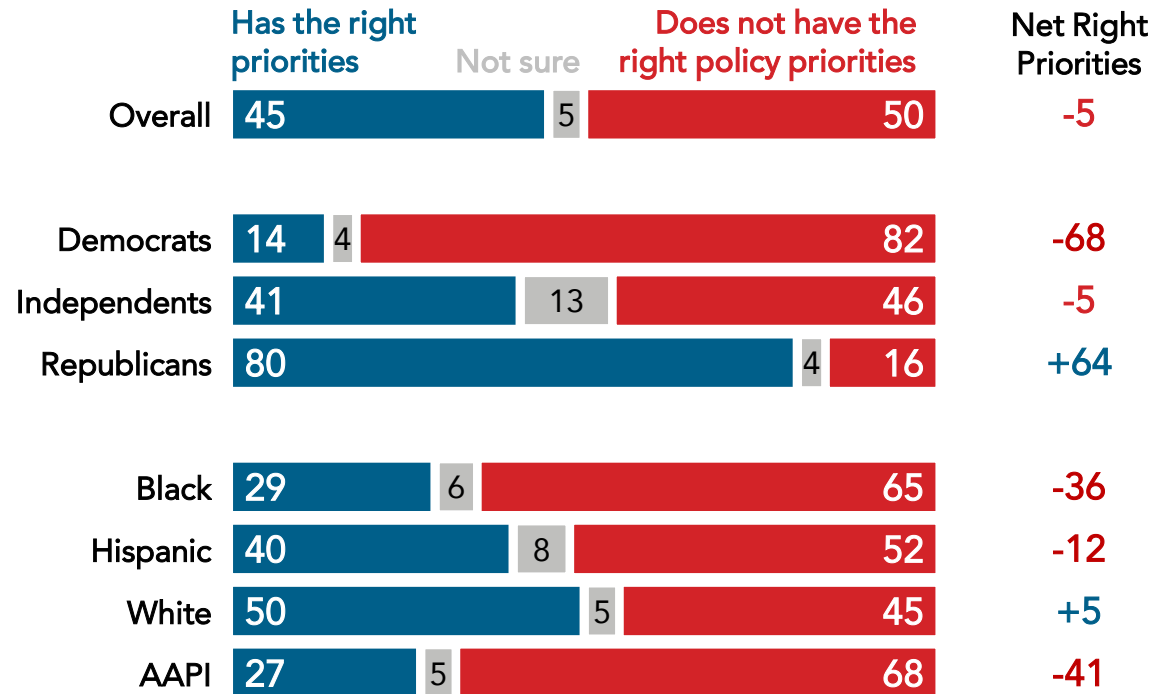
Donald Trump...	Very concerning	Somewhat concerning	Don't believe	Not concerning	Total Concerning			
					Overall	Dem	Ind	Rep
...suggested Americans consider injecting bleach as a means of fighting coronavirus	50	11	22	16	62	89	66	31
...said, "Hitler did some good things"	49	12	17	22	61	90	60	30
...said, "If I don't get elected, it's going to be a bloodbath for the whole country"	49	13	14	24	62	91	64	30
...said he would encourage Russia to "do whatever the hell they want" to any NATO member country that doesn't meet spending guidelines on defense	48	14	14	23	63	90	62	33
...has called those who were convicted of federal offenses for storming the U.S. Capitol on January 6 th , 2021, including for assaulting police officers, "hostages" and "unbelievable patriots"	45	17	11	27	62	91	57	32
...has said that immigrants are "not people" and that immigrants are "poisoning the blood of our country"	44	16	13	26	61	91	63	28
...told his supporters that he would be their "retribution" if reelected	43	16	10	31	59	88	54	29
*After a white supremacist rally that took place in Charlottesville, Virginia in 2017...Trump said, "You also had some very fine people on both sides"	42	16	11	32	57	88	55	25

*Full question text read: "...that resulted in 35 injuries and one death..."
 Nationwide survey of 1,000 registered voters conducted March 28-March 31, 2024.
 For more info, visit navigatorresearch.org.

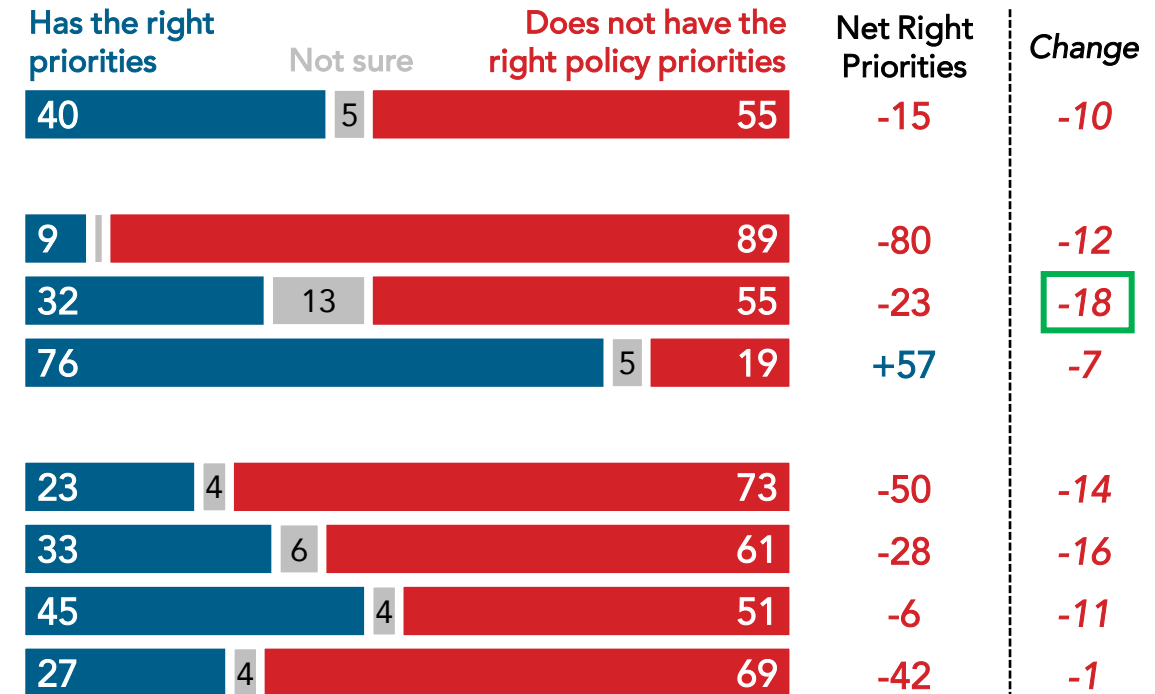
Learning About Trump’s Policy Proposals or Comments Increases the Share Who Say He Has the Wrong Priorities

After reading about a series of Trump’s policy proposals or comments, independents are net 18 points more likely to say Trump “does not have the right policy priorities for the country” (net -23 right priorities, compared to net -5 before messaging).

Initial Ask: Again, do you think Donald Trump has the right policy priorities for the country?



Informed Ask: Again, do you think Donald Trump has the right policy priorities for the country?



Nationwide survey of 1,000 registered voters conducted March 28-March 31, 2024. For more info, visit navigatorresearch.org.

navigator*

About Navigator

In a world where the news cycle is the length of a tweet, our leaders often lack the real-time public-sentiment analysis to shape the best approaches to talking about the issues that matter the most. Navigator is designed to act as a consistent, flexible, responsive tool to inform policy debates by conducting research and reliable guidance to inform allies, elected leaders, and the press. Navigator is a project led by pollsters from Global Strategy Group and GBAO along with an advisory committee, including: Jessica Floyd, The Hub Project; Christina Reynolds, EMILY's List; Mike Podhorzer, AFL-CIO; Jesse Ferguson, progressive strategist; Navin Nayak, Center for American Progress Action Fund; Stephanie Valencia, EquisLabs; and Melanie Newman, Planned Parenthood Action Fund.

About the Study

Global Strategy Group conducted public opinion surveys among a sample of 1,000 registered voters from March 28-March 31, 2024. 100 additional interviews were conducted among Hispanic voters. 75 additional interviews were conducted among Asian American and Pacific Islander voters. 100 additional interviews were conducted among African American voters. 100 additional interviews were conducted among independent voters. The survey was conducted online, recruiting respondents from an opt-in online panel vendor. Respondents were verified against a voter file and special care was taken to ensure the demographic composition of our sample matched that of the national registered voter population across a variety of demographic variables.

For Press inquiries contact:

press@navigatorresearch.org

To learn more about Navigator:

<http://navigatorresearch.org>

@NavigatorSurvey on Twitter