

# navigator\*

Thursday, May 30<sup>th</sup>

## Student Loan Debt: A Guide for Advocates



## Key Takeaways:

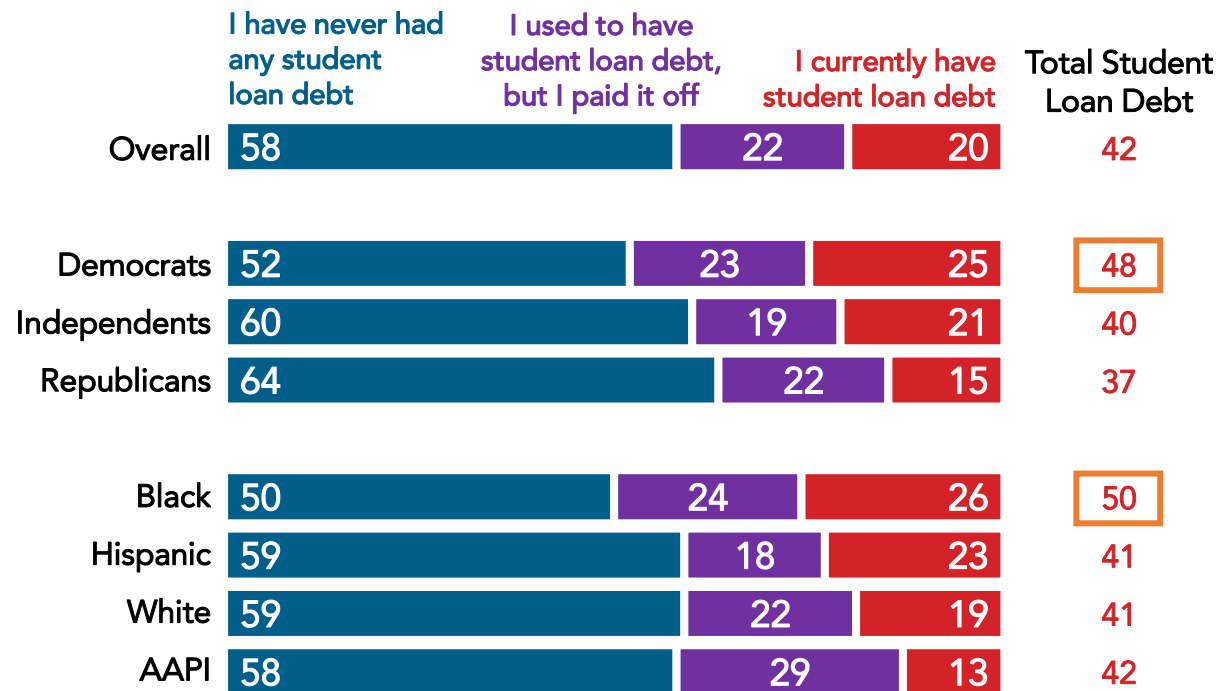
- Roughly three in five Americans support President Biden's initial plan to forgive student loan debt, including majorities of those who currently have student loan debt, those who have never had student loan debt, and those who have had student loan debt but already paid it off.
- Nearly half of Americans disagree with the Supreme Court's decision to block President Biden's original proposal to forgive student loan debt.
- A similar three in five share who support Biden's initial plan to forgive student loan debt also support Biden finding alternative ways to provide student loan debt relief to over 30 million Americans.

# Two in Five Have or Have Had Student Loan Debt, with Few Having Any of It Forgiven

Democrats (48% have/used to have student loan debt) and Black Americans (50%) are most likely to report currently having or having had student loan debt, while roughly one in four Americans (27%) who used to have some report that at least a portion of it was forgiven.

- Among those who had student loan debt and had at least some forgiven, 50% report earning less than \$50,000 in annual household income.

## Have you ever or do you currently have student loan debt?



## [If has student loan debt] Has any of your student loan debt been forgiven?



## [If had student loan debt but paid it off] Was any of your student loan debt forgiven?

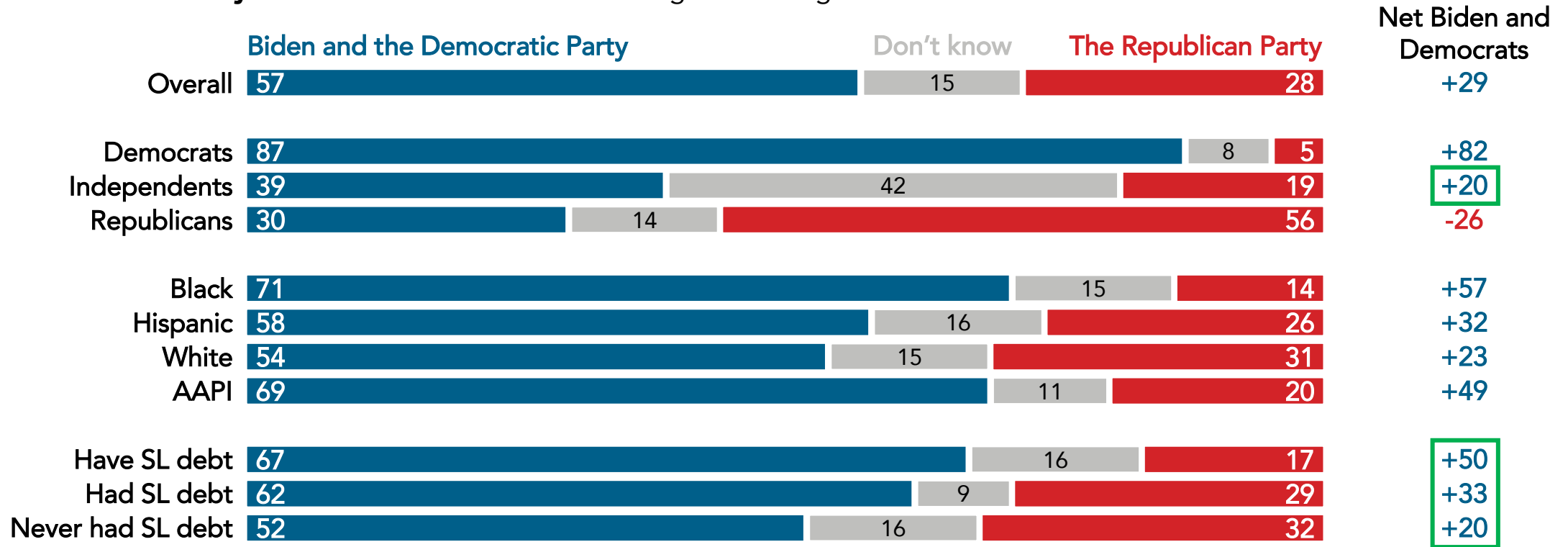


Nationwide survey of 1,000 registered voters conducted May 9-May 12, 2024. For more info, visit [navigatorresearch.org](https://navigatorresearch.org).

# A Majority of Americans Trust Biden and Democrats More on Canceling or Reducing Student Loan Debt

Majorities across student loan debt status trust Biden and Democrats more on canceling or reducing student loan debt, ranging from a slight majority of those who have never had student loan debt (net +20 trust Biden and Democrats) to two in three who currently do (net +50).

**Please indicate who you trust more to handle:** Canceling or reducing student loan debt.



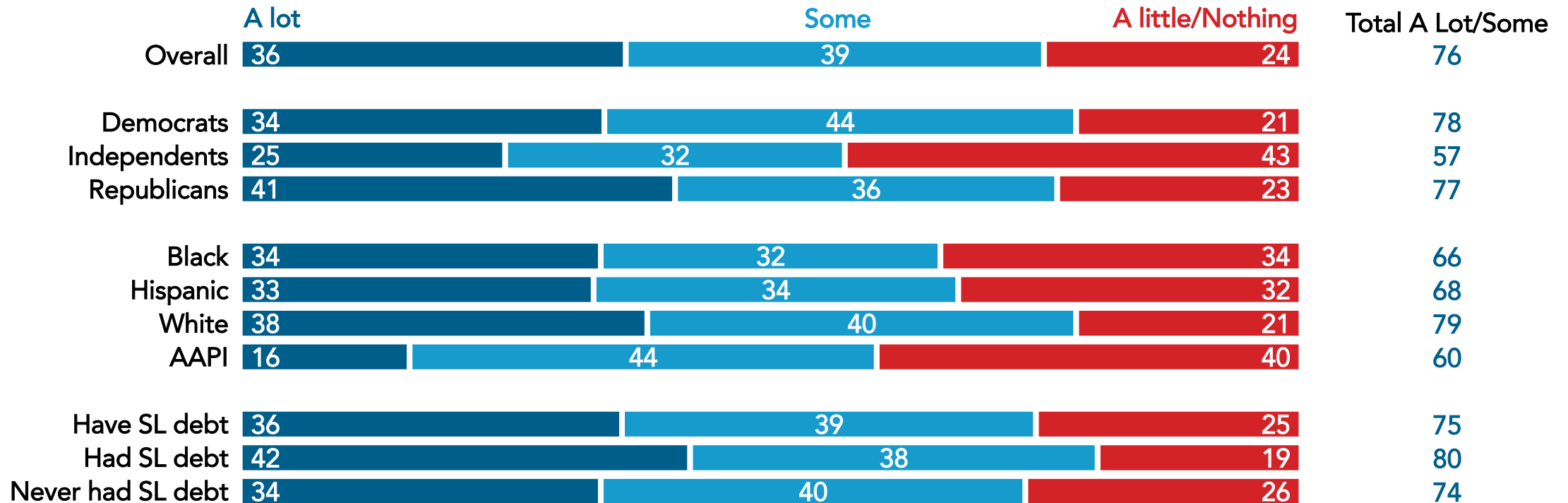
Nationwide survey of 1,000 registered voters conducted May 9-May 12, 2024. For more info, visit [navigatorresearch.org](https://navigatorresearch.org).

# Three in Four Americans Have Heard About President Biden Canceling Student Loan Debt

Democrats (78% hearing “a lot” or “some”) and Republicans (77%) report hearing more about Biden canceling student loan debt than independents (57%), while similar shares of Americans across student loan debt status have heard about the efforts.

- Republicans are more likely to say they are hearing “a lot” (41%) about Biden’s actions than Democrats (34%) or independents (25%).

How much have you seen, read, or heard about President Biden canceling some or all student loan debt for over 30 million Americans?

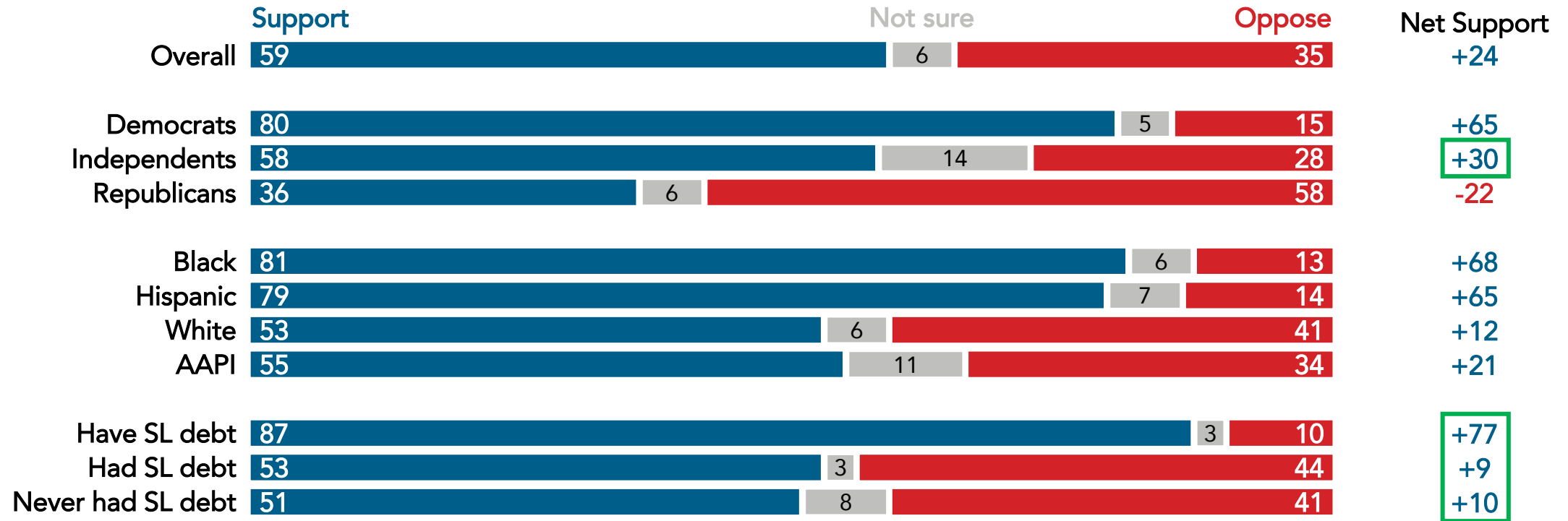


Nationwide survey of 1,000 registered voters conducted May 9-May 12, 2024.  
For more info, visit [navigatorresearch.org](https://navigatorresearch.org).

# Majorities Support President Biden's Initial Plan to Cancel Student Loan Debt for 43 Million Americans

A majority of independents (58% support, net +30) support Biden's initial proposal to cancel student loan debt for 43 million Americans, as do majorities regardless of their student loan debt status (though those who currently have it are most supportive, at net +77 support).

**President Biden proposed canceling some or all student loan debt for 43 million Americans.** Do you support or oppose this proposal from President Biden?

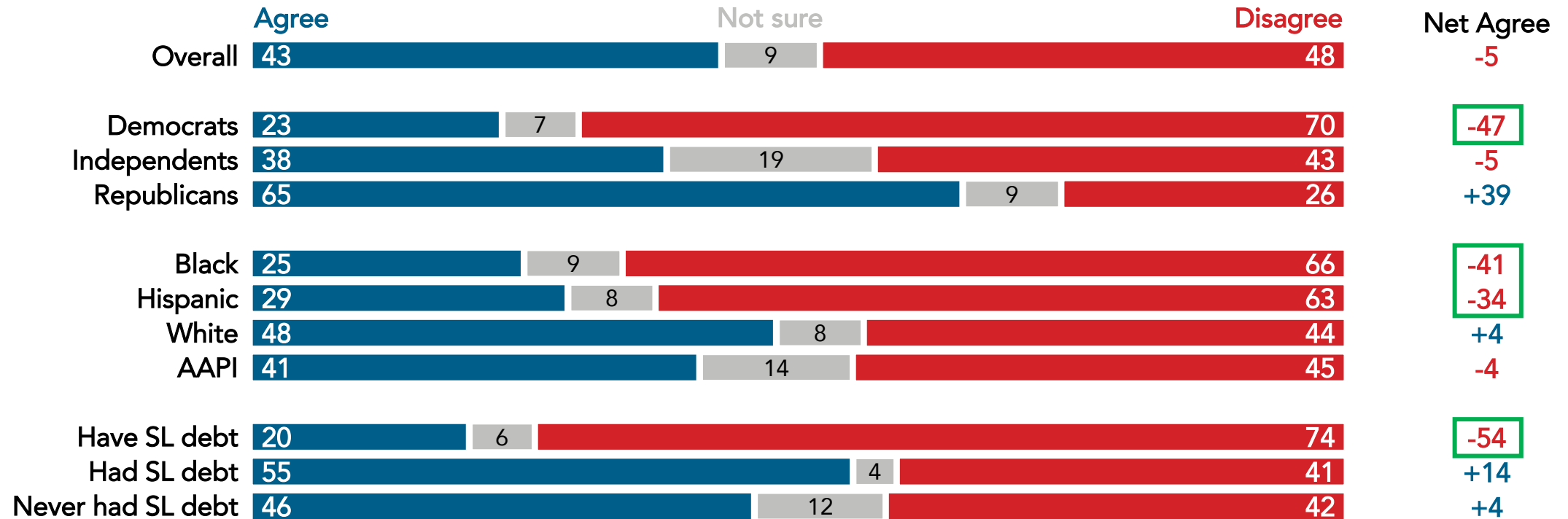


Nationwide survey of 1,000 registered voters conducted May 9-May 12, 2024.  
For more info, visit [navigatorresearch.org](https://navigatorresearch.org).

# Pluralities Disagree with the Supreme Court's Decision to Block President Biden's Student Loan Plans

Disagreement with the Supreme Court's decision is driven by Americans who currently have student loan debt (net -54 agree), Democrats (net -47), Black Americans (net -41), and Hispanic Americans (net -34).

As you may know, the Supreme Court overturned President Biden's proposed student loan debt forgiveness\* plan and blocked it from passing. Do you agree or disagree with the Supreme Court blocking President Biden's proposed student loan debt forgiveness plan?

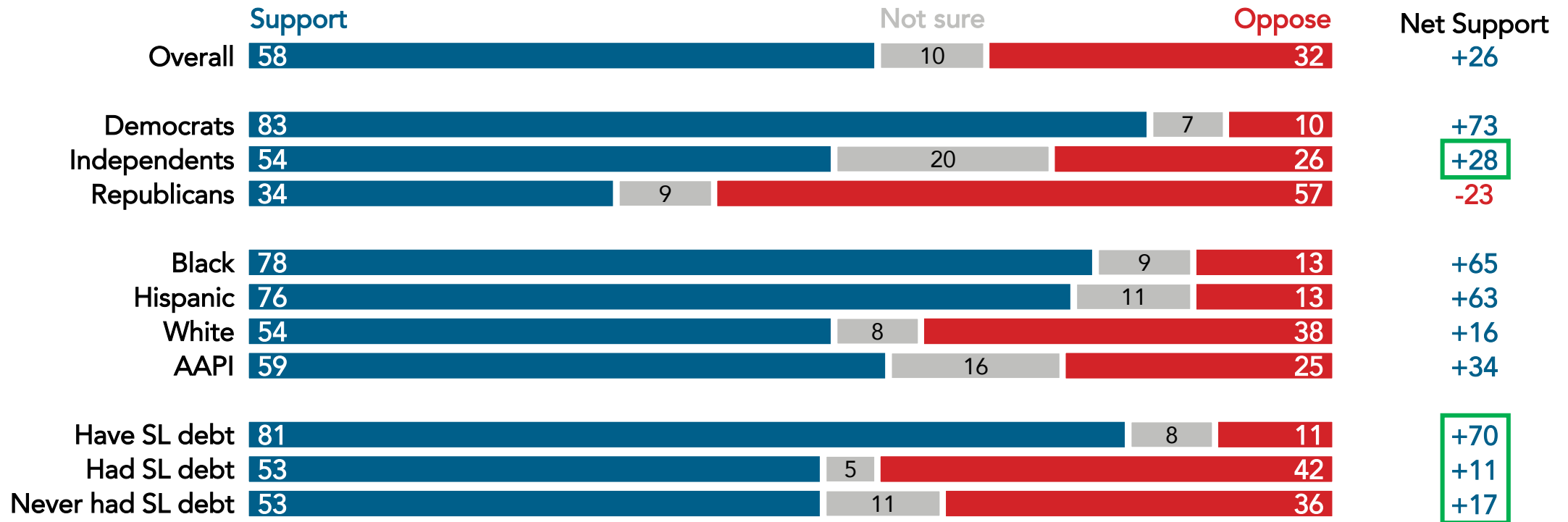


\*Question text was split between "student loan debt forgiveness plan" and "student loan debt relief plan"; results were combined due to lack of differentiation. Nationwide survey of 1,000 registered voters conducted May 9-May 12, 2024. For more info, visit [navigatorresearch.org](https://navigatorresearch.org).

# Nearly Three in Five Support President Biden Finding Alternative Ways to Forgive Student Loans

After learning about the Supreme Court’s decision, a majority of independents (54% support, net +28) support Biden finding alternative ways to provide student loan debt relief to over 30 million Americans, as do majorities across student loan debt status.

As you may know, President Biden has found alternative ways to provide student loan debt relief to over 30 million Americans. Do you support or oppose President Biden finding alternative ways to provide student loan debt relief to over 30 million Americans?



Nationwide survey of 1,000 registered voters conducted May 9-May 12, 2024.  
For more info, visit [navigatorresearch.org](https://navigatorresearch.org).



# navigator\*

## About Navigator

In a world where the news cycle is the length of a tweet, our leaders often lack the real-time public-sentiment analysis to shape the best approaches to talking about the issues that matter the most. Navigator is designed to act as a consistent, flexible, responsive tool to inform policy debates by conducting research and reliable guidance to inform allies, elected leaders, and the press. Navigator is a project led by pollsters from Global Strategy Group and GBAO along with an advisory committee, including: Jessica Floyd, The Hub Project; Christina Reynolds, EMILY's List; Mike Podhorzer, AFL-CIO; Jesse Ferguson, progressive strategist; Navin Nayak, Center for American Progress Action Fund; Stephanie Valencia, EquisLabs; and Melanie Newman, Planned Parenthood Action Fund.

## About the Study

Global Strategy Group conducted a public opinion survey among a sample of 1,000 registered voters from May 9-May 12, 2024. 100 additional interviews were conducted among Hispanic voters. 72 additional interviews were conducted among Asian American and Pacific Islander voters. 100 additional interviews were conducted among African American voters. 100 additional interviews were conducted among independent voters. The survey was conducted online, recruiting respondents from an opt-in online panel vendor. Respondents were verified against a voter file and special care was taken to ensure the demographic composition of our sample matched that of the national registered voter population across a variety of demographic variables.

For Press inquiries contact:

[press@navigatorresearch.org](mailto:press@navigatorresearch.org)

To learn more about Navigator:

<http://navigatorresearch.org>

@NavigatorSurvey on Twitter