

navigator*

Tuesday, June 11th

Abortion and Contraception:
A Guide for Advocates



Credit: Shutterstock/Studio Romantic

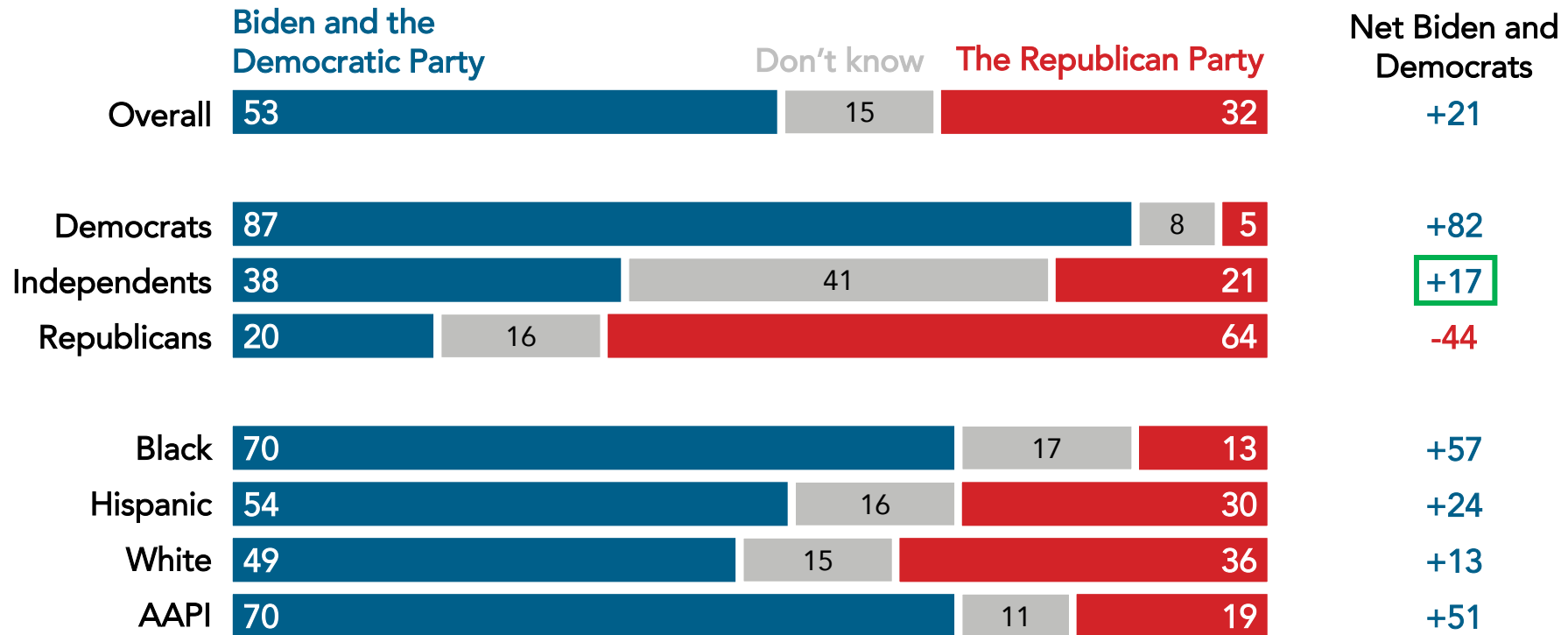
Key Takeaways:

- A majority of Americans trust Biden and Democrats more on protecting Americans' rights to make their own decisions about their bodies, as large majorities also want abortion, birth control, and IVF to remain legal.
- Two in three Americans say the right to an abortion is at risk in the U.S., while fewer say the same of birth control/contraception and IVF.
- Three in four Americans say they could not support an elected official who supports banning contraception, while roughly two in three say the same of a candidate who supports banning IVF or a nationwide abortion ban.

More Than Half of Americans Trust Biden and Democrats More to Protect Americans' Rights to Make Choices About Their Bodies

By a 17-point margin, independents trust Biden and Democrats more on “protecting Americans’ rights to make their own decisions about their bodies” – though still 41% of independents do not know who to trust more on the issue.

Please indicate who you trust more to handle: Protecting Americans’ rights to make their own decisions about their bodies.



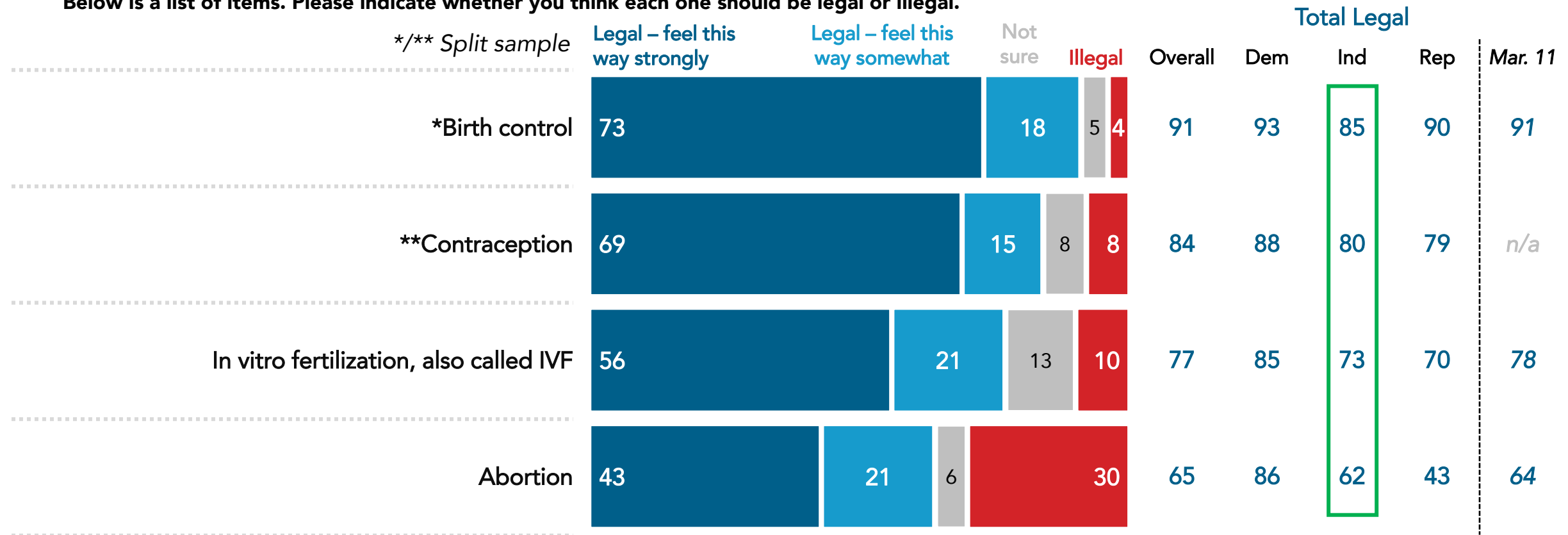
Nationwide survey of 1,000 registered voters conducted May 30-June 3, 2024. For more info, visit navigatorresearch.org.

Majorities Want a Range of Items to Be Legal, From Abortion to Birth Control and Contraception

Large majorities of independents say each item should be legal, ranging from 62% on abortion to 85% on birth control.

- Americans are slightly more supportive of the legality of "birth control" (91% legal) than "contraception" (84%).

Below is a list of items. Please indicate whether you think each one should be legal or illegal.



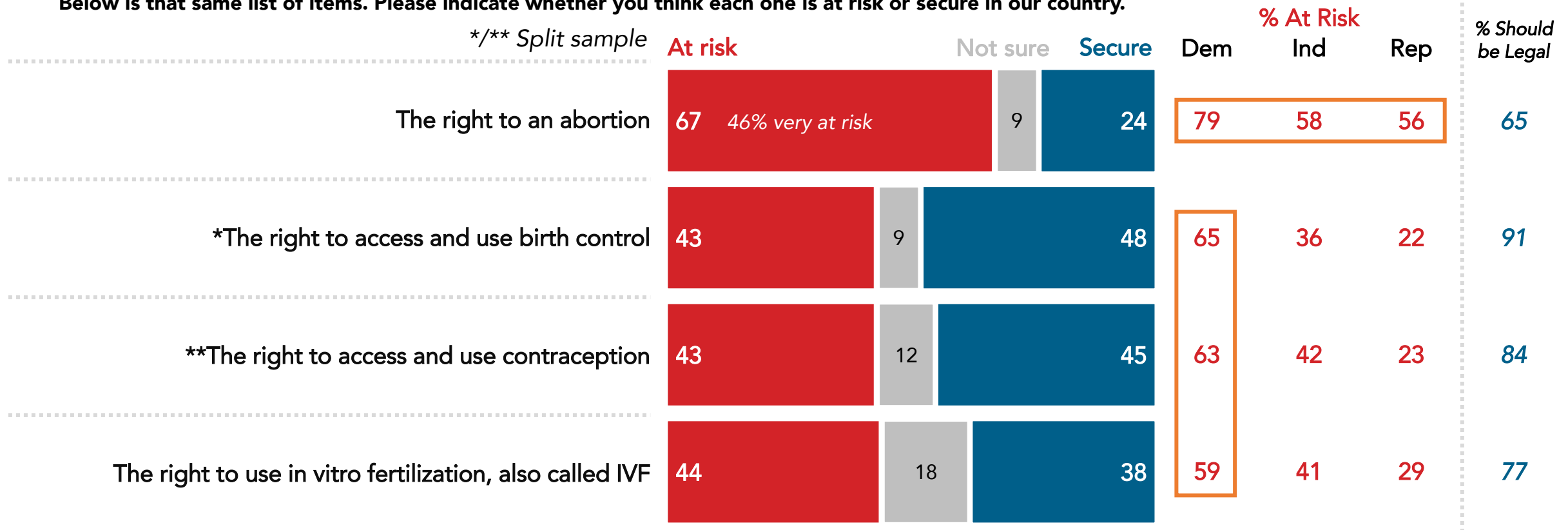
Nationwide surveys of registered voters; Each wave represents approximately 1,000 interviews taken over the prior three-five days. Latest wave conducted May 30-June 3, 2024. For more info, visit navigatorresearch.org.

Abortion Is Seen As Most At Risk of the Rights Tested, Though Over Two in Five Say Birth Control, Contraception, IVF At Risk

Majorities across party lines say the right to an abortion is at risk (67% overall), while Democrats drive the share saying the right to use birth control (65% at risk), contraception (63%), and IVF (59%) are at risk.

Below is that same list of items. Please indicate whether you think each one is at risk or secure in our country.

/ Split sample*



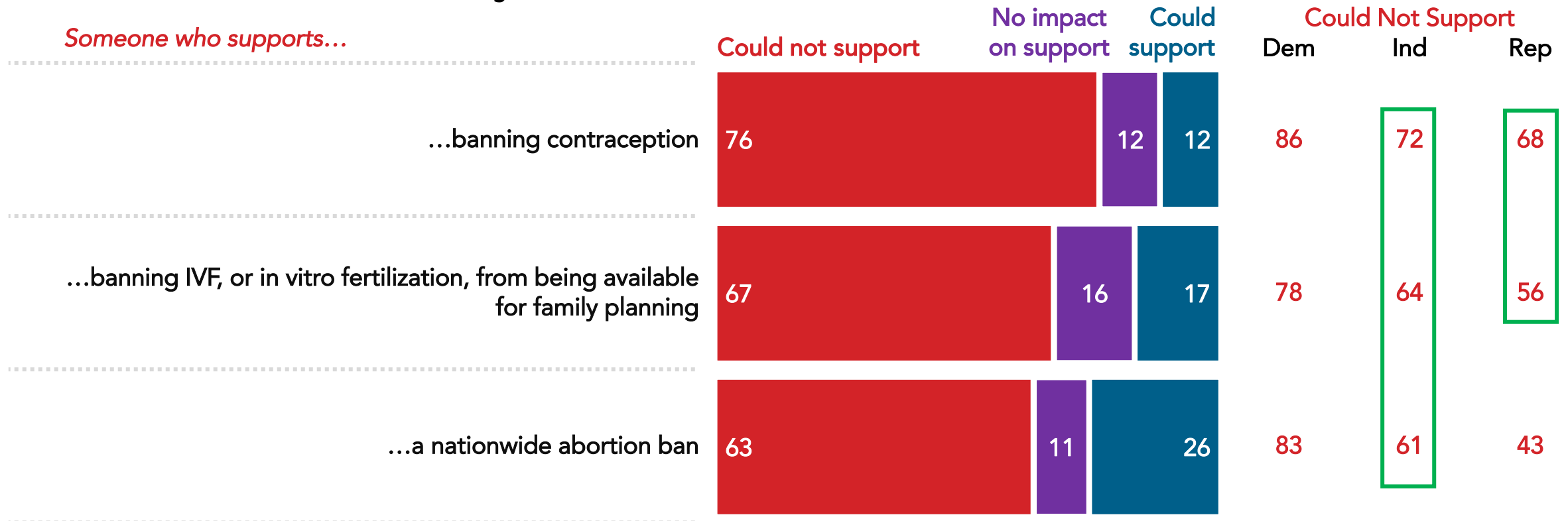
Nationwide survey of 1,000 registered voters conducted May 30-June 3, 2024.
For more info, visit navigatorresearch.org.

Bans on Contraception, Abortion, IVF Serious Dealbreakers

Large majorities of independents say they could not support an elected official who supports banning contraception (72% could not support), IVF (64%), or abortion (61%), as majorities of Republicans say the same on contraception (68%) and IVF (56%).

Below is a list of issue positions. For each, please indicate whether or not you could support an elected official with that position, as long as you agreed with the elected official on most other things.

Someone who supports...

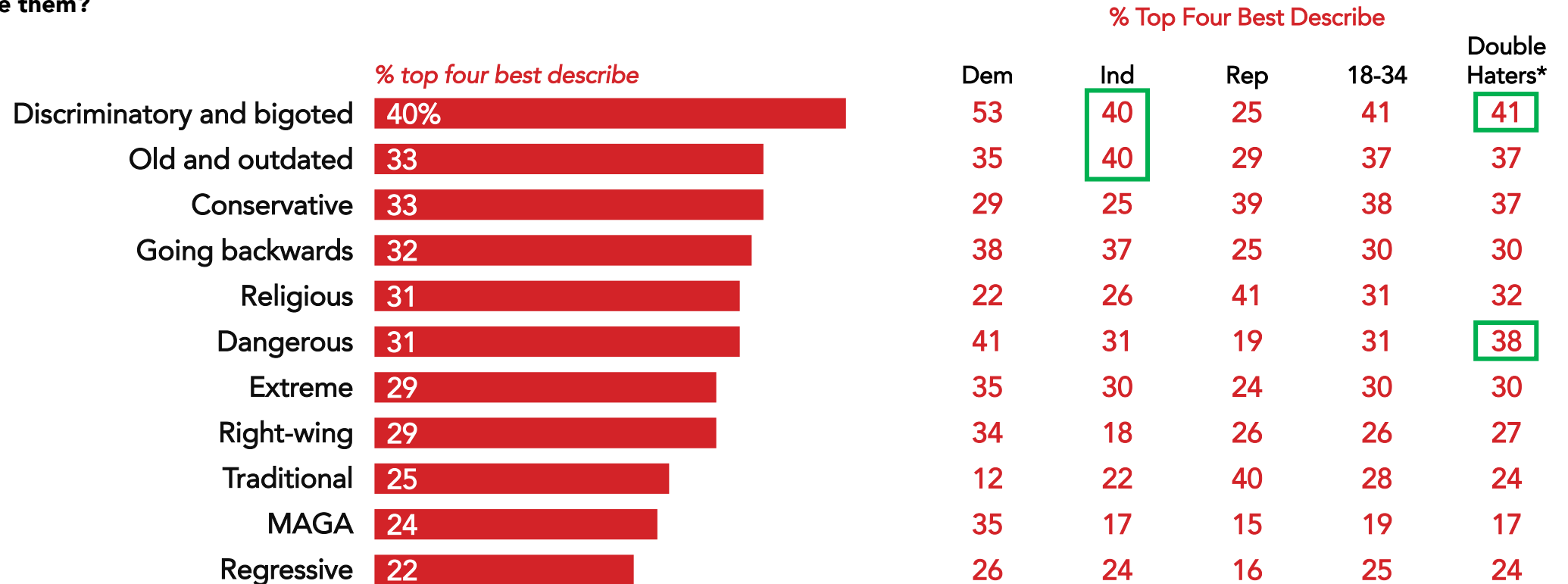


Nationwide survey of 1,000 registered voters conducted May 30-June 3, 2024.
For more info, visit navigatorresearch.org.

"Discriminatory," "Outdated" Best Describe Opposition to Abortion, Same-Sex Marriage, Contraception

Independents are most likely to describe these opponents of protecting personal rights as "discriminatory" (40%) and "outdated" (40%); "double haters"* are nearly as likely to describe them as "dangerous" (38%).

When you hear an elected official is **opposed** to protecting abortion access, same-sex marriage, and contraception, what words or phrases do you think best describe them?



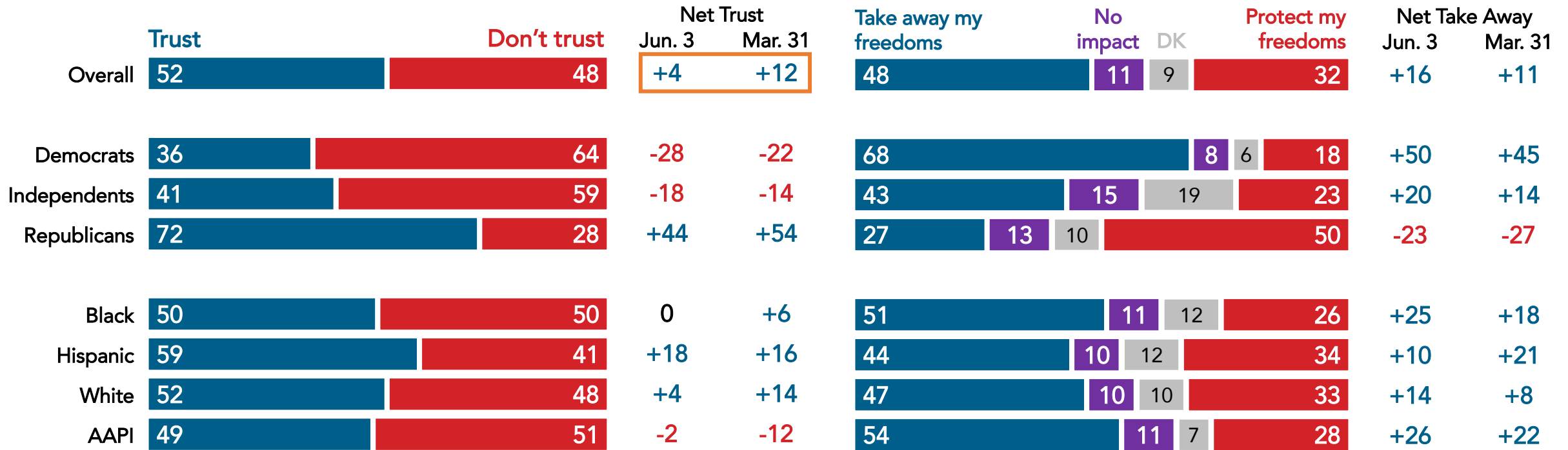
*"Double haters" view both Biden and Trump unfavorably on separate questions. Nationwide survey of 1,000 registered voters conducted May 30-June 3, 2024. For more info, visit navigatorresearch.org.

A Declining Share of Americans Trust the Supreme Court and More Think It Is Taking Freedoms Away

Trust in the Supreme Court has declined across party lines, including a 10-point drop among Republicans since late March (net +44 trust now, down from net +54), 6 points among Democrats (net -28 vs. net -22), and 4 points among independents (net -18 vs. net -14).

How much do you trust the Supreme Court to make the right decisions in the future?

When thinking about the current justices on the Supreme Court, which of the following most closely represents your view: The Supreme Court is making decisions that...



Nationwide surveys of registered voters; Each wave represents approximately 1,000 interviews taken over the prior three-five days. Latest wave conducted May 30-June 3, 2024. For more info, visit navigatorresearch.org.

navigator*

About Navigator

In a world where the news cycle is the length of a tweet, our leaders often lack the real-time public-sentiment analysis to shape the best approaches to talking about the issues that matter the most. Navigator is designed to act as a consistent, flexible, responsive tool to inform policy debates by conducting research and reliable guidance to inform allies, elected leaders, and the press. Navigator is a project led by pollsters from Global Strategy Group and GBAO along with an advisory committee, including: Jessica Floyd, The Hub Project; Christina Reynolds, EMILY's List; Mike Podhorzer, AFL-CIO; Jesse Ferguson, progressive strategist; Navin Nayak, Center for American Progress Action Fund; Stephanie Valencia, EquisLabs; and Melanie Newman, Planned Parenthood Action Fund.

About the Study

Global Strategy Group conducted a public opinion survey among a sample of 1,000 registered voters from May 30-June 3, 2024. 100 additional interviews were conducted among Hispanic voters. 75 additional interviews were conducted among Asian American and Pacific Islander voters. 100 additional interviews were conducted among African American voters. 105 additional interviews were conducted among independent voters. 200 additional interviews were conducted among voters ages 18-34. The survey was conducted online, recruiting respondents from an opt-in online panel vendor. Respondents were verified against a voter file and special care was taken to ensure the demographic composition of our sample matched that of the national registered voter population across a variety of demographic variables. The margin of error for the full sample at the 95 percent level of confidence is +/- 3.1 percentage points. The margin for error for subgroups varies and is higher.

For Press inquiries contact:

press@navigatorresearch.org

To learn more about Navigator:

<http://navigatorresearch.org>

@NavigatorSurvey on Twitter