

navigator*

Thursday, August 15th

Kamala Harris: A Guide
for Advocates



Credit: Lev Radin/Shutterstock

Key Takeaways:

- Vice President Kamala Harris' favorability has improved notably over the last several weeks and is net positive for the first time since June 2021; former President Trump's favorability has remained consistently underwater over the past year.
- Nearly half of Americans approve of Harris' job performance as Vice President; three in four have heard about her recently and more than two in three have heard at least some positive news about her.
- Americans are more likely to say Harris is a good role model, looks out for everyday Americans, and defends our rights and freedoms than Donald Trump. They are also more likely to say Trump protects the rich and big corporations and is extreme, dangerous, and weird.

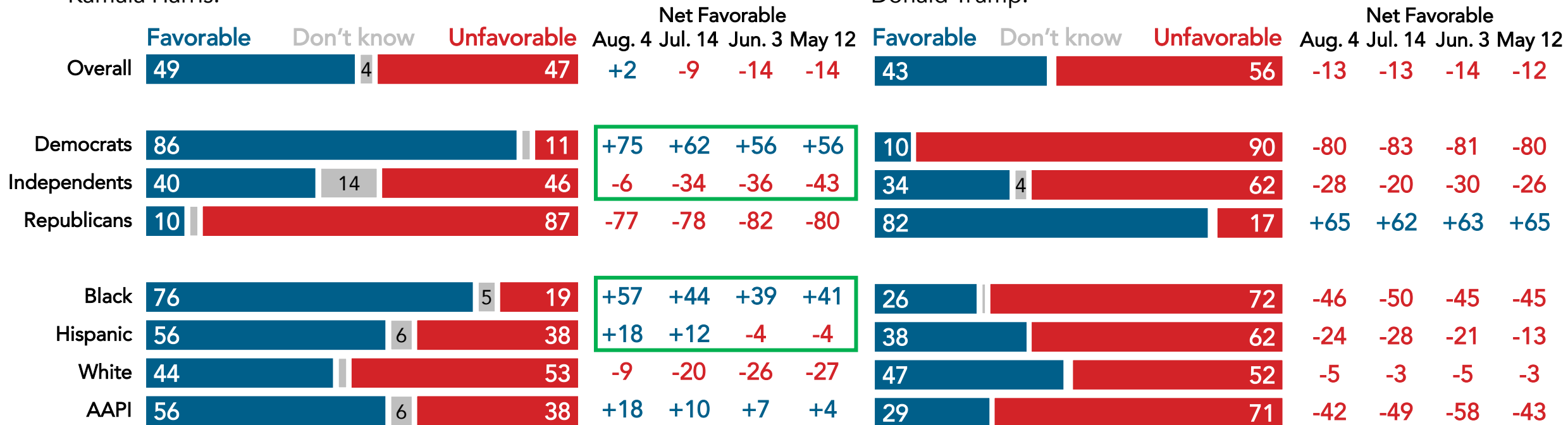
Since Entering the Race for President, Harris Has Seen a Boost in Favorability Ratings While Trump Remains in the Negative

Vice President Harris' net favorability has improved by a net 16 points since May (from net -14 to net +2), her best ratings since June 2021. Donald Trump remains underwater by a net 13 points, consistent with his ratings over the past year.

- Ratings of Harris have notably improved among Democrats (from net +56 to net +75), Black Americans (from net +41 to net +57), and Hispanic Americans (from net -4 to net +18) since May.

Please indicate how favorable or unfavorable you are to:
Kamala Harris.

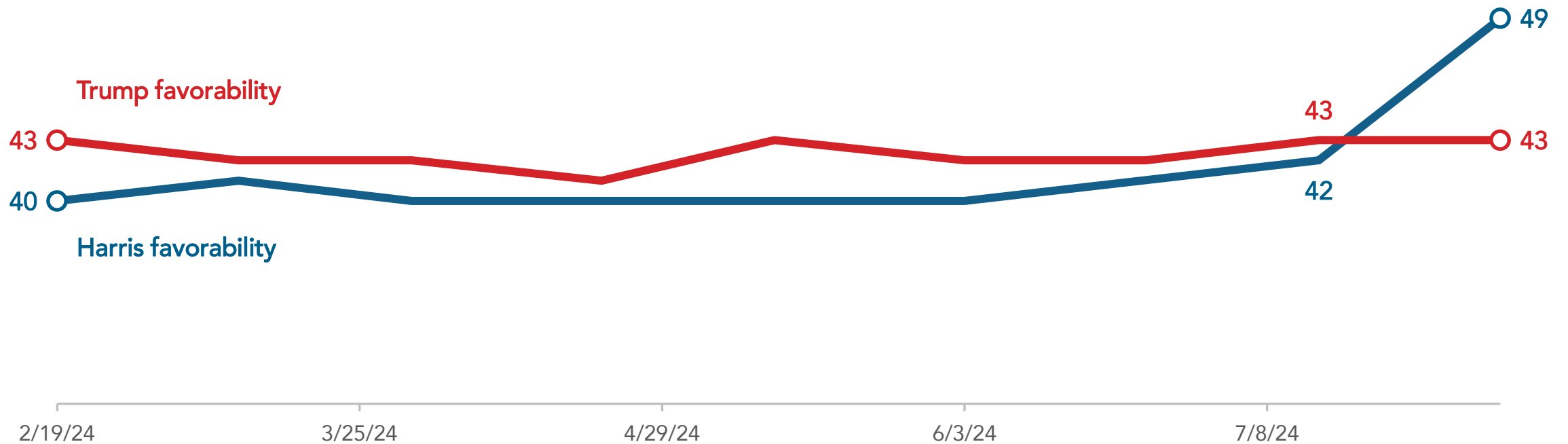
Please indicate how favorable or unfavorable you are to:
Donald Trump.



Nationwide surveys of registered voters; Each wave represents approximately 1,000 interviews taken over the prior three-five days. Latest wave conducted August 1-August 4, 2024. For more info, visit [navigatortresearch.org](https://www.navigatortresearch.org).

Kamala Harris Has Seen a Marked Increase in Favorability in Recent Weeks, While Trump Remains Consistently Underwater

Trump's favorability has remained steady since early this year (43% rate him favorably today, unchanged from 43% in February), while Harris has seen a substantial improvement in her favorability rating over just the last several weeks (49% rate her favorably today, up 7 points from 42% favorable in mid-July).

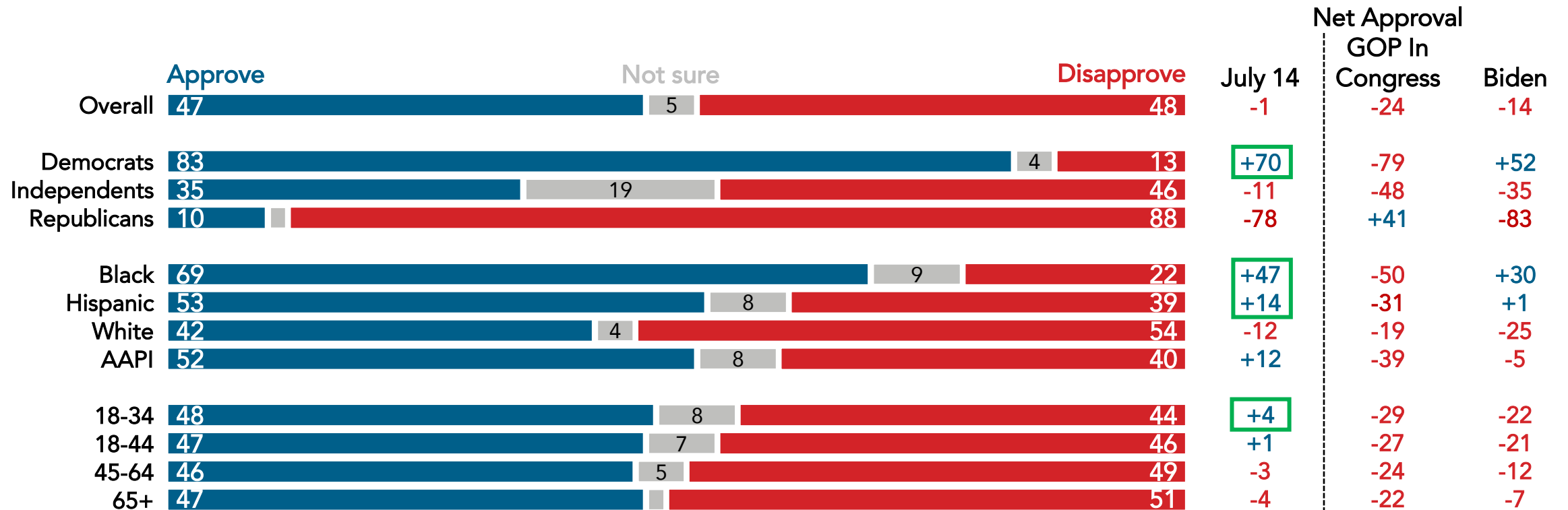


Nationwide surveys of registered voters; Each wave represents approximately 1,000 interviews taken over the prior three-five days. Latest wave conducted August 1-August 4, 2024. For more info, visit navigatorresearch.org.

Nearly Half of Americans Approve of the Job Kamala Harris Is Doing as Vice President

Kamala Harris' job approval as Vice President outpaces both Biden's and Congressional Republicans' approval ratings across party lines, racial groups, and age brackets.

Do you approve or disapprove of the way Kamala Harris is handling her job as Vice President?



Nationwide survey of 1,000 registered voters conducted August 1-August 4, 2024.
For more info, visit navigatorresearch.org.

A Majority of Americans Report Feeling Hopeful About the Upcoming Election

Democrats and Republicans are equally likely to say they feel “hopeful” about the upcoming election (55% each).

Below is a list of emotions. Which one best describes how you are feeling about the upcoming election?



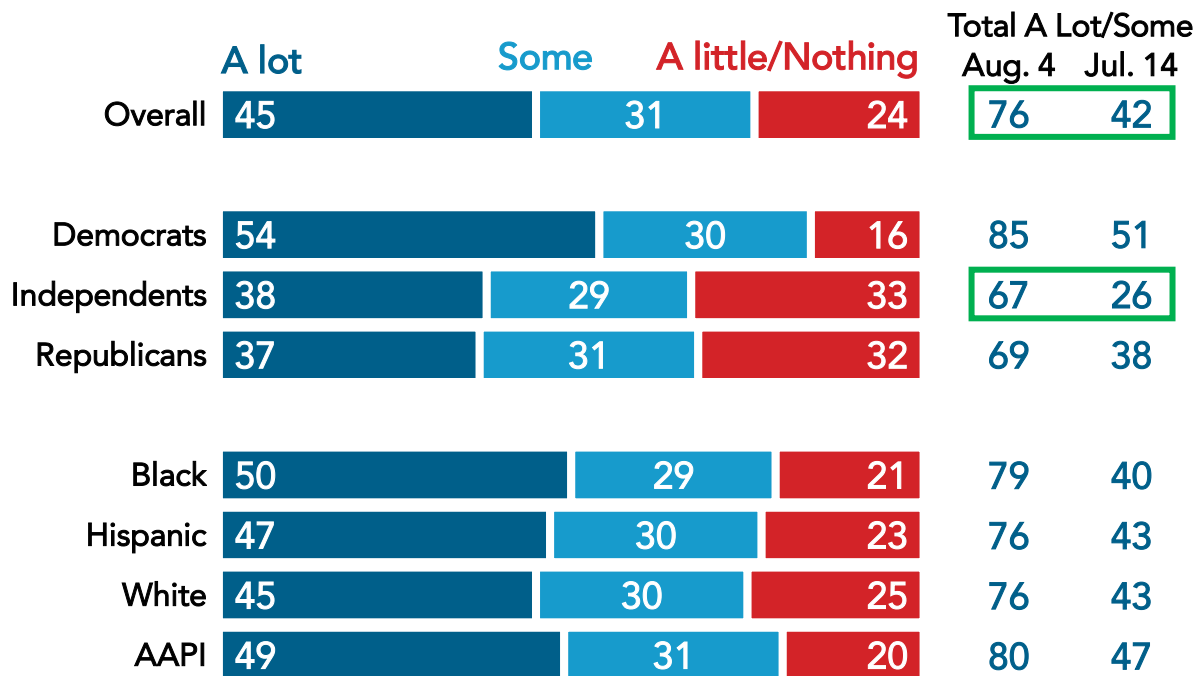
Nationwide survey of 1,000 registered voters conducted August 1-August 4, 2024.
For more info, visit navigatorresearch.org.

Americans Are Hearing Much More About Kamala Harris as Compared to Mid-July, and Two in Three Are Hearing Positives

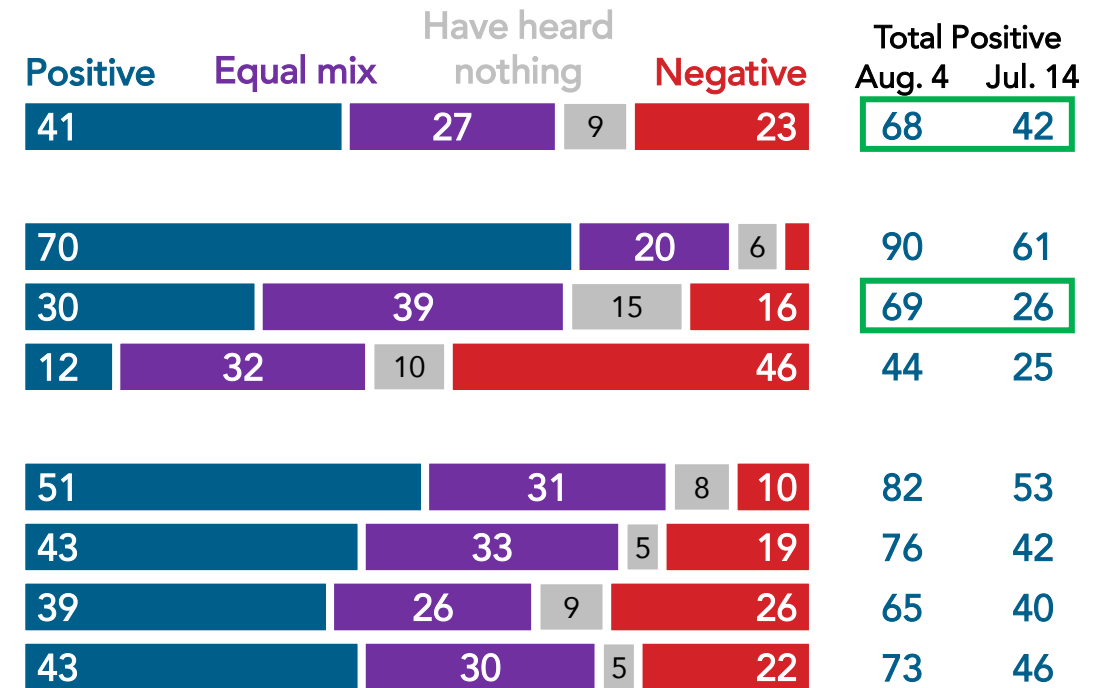
Since mid-July, the share of Americans who report hearing “a lot” or “some” about Harris has increased by 34 points (from 42% in July to 76% now), as the share who are saying they are hearing at least some positive news about her has increased by 26 points (from 42% to 68%).

- Among independents, there has been a 43-point increase in the share who report hearing at least some positive news about her.

Over the past few days, how much have you seen, read, or heard about Kamala Harris?



Over the past few days, has what you have seen, read, or heard recently about Kamala Harris been mostly:

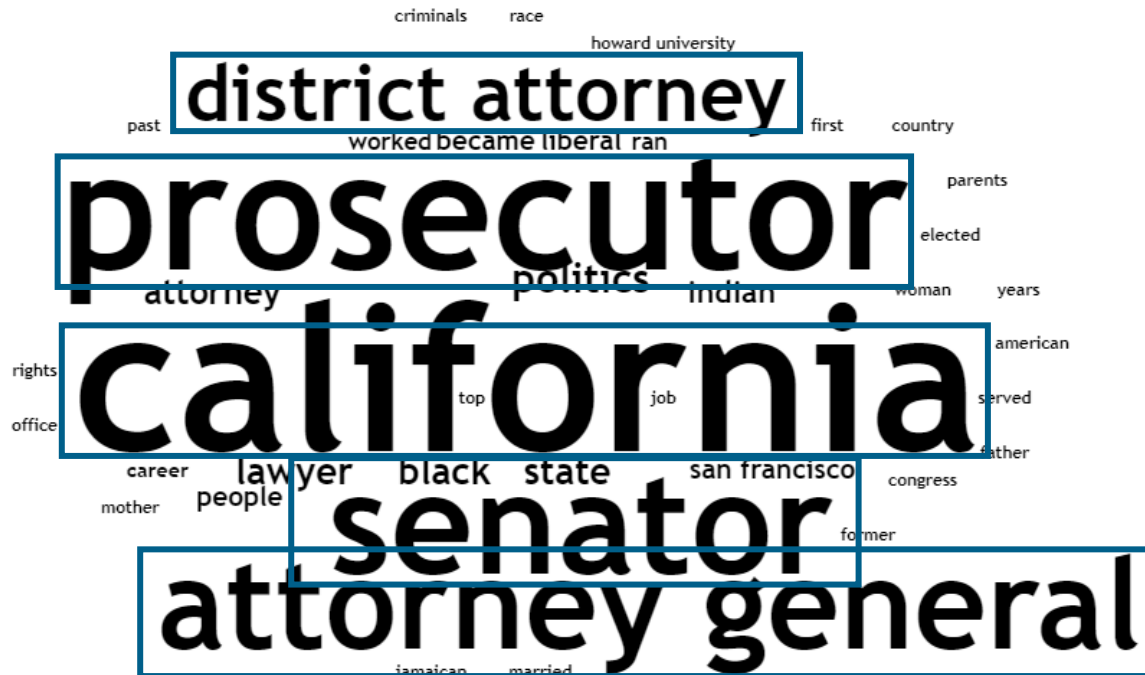


Nationwide surveys of registered voters; Each wave represents approximately 1,000 interviews taken over the prior three-five days. Latest wave conducted August 1-August 4, 2024. For more info, visit navigatorresearch.org.

Americans Know Kamala Harris as Attorney General, Prosecutor, District Attorney, Senator, and Know Her California Roots

When asked what they know about her outside of her time as Vice President, Americans are most likely to cite Harris' California background as a Senator, Attorney General, District Attorney, and prosecutor.

Regardless of how much you know about her, what exactly do you know about Kamala Harris' background and career before she was Vice President?



"Kamala Harris was California's Attorney General and a U.S. Senator."

"She was a prosecutor, Attorney General, and Senator."

"I have followed her career closely; I know she was a courtroom prosecutor, a District Attorney, Attorney General and a U.S. Senator, all positions she was elected to."

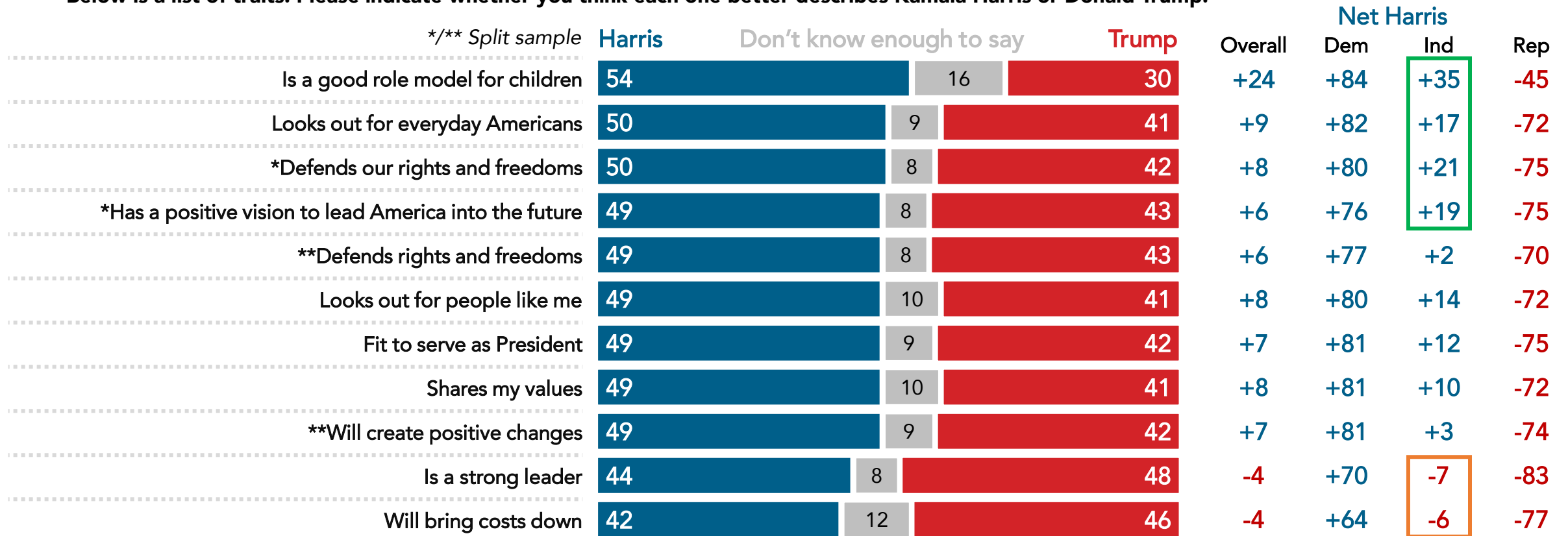
"She was a Senator from California, before that a District Attorney and prosecutor."

Harris Beats Trump on a Range of Positive Traits

Independents are far more likely to say Harris “is a good role model for children” (net +35 describes Harris), “defends our rights and freedoms” (net +21), “has a positive vision” (net +19), and “looks out for everyday Americans” (net +17).

- Trump leads on being a strong leader (net +4 describes Trump) and bringing down costs (net +4).

Below is a list of traits. Please indicate whether you think each one better describes Kamala Harris or Donald Trump.



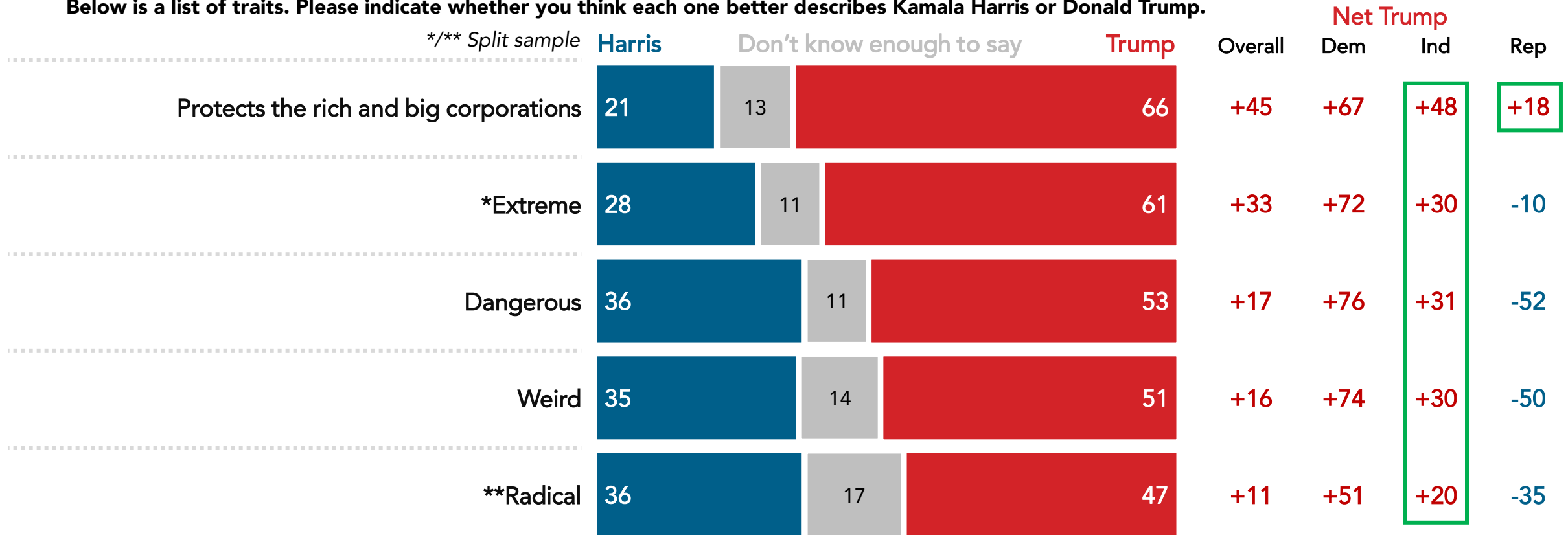
Nationwide survey of 1,000 registered voters conducted August 1-August 4, 2024. For more info, visit navigatorresearch.org.

Americans Are More Likely to Say Trump Protects the Rich and Corporations and Is Extreme, Dangerous, and Weird

Independents are far more likely to say Trump “protects the rich and big corporations” (net +48 describes Trump) and is “dangerous” (net +31), “extreme” (net +30), and “weird” (net +30).

Below is a list of traits. Please indicate whether you think each one better describes Kamala Harris or Donald Trump.

/ Split sample*



Nationwide survey of 1,000 registered voters conducted August 1-August 4, 2024.
For more info, visit navigatorresearch.org.

navigator*

About Navigator

In a world where the news cycle is the length of a tweet, our leaders often lack the real-time public-sentiment analysis to shape the best approaches to talking about the issues that matter the most. Navigator is designed to act as a consistent, flexible, responsive tool to inform policy debates by conducting research and reliable guidance to inform allies, elected leaders, and the press. Navigator is a project led by pollsters from Global Strategy Group and GBAO along with an advisory committee, including: Jessica Floyd, The Hub Project; Christina Reynolds, EMILY's List; Mike Podhorzer, AFL-CIO; Jesse Ferguson, progressive strategist; Navin Nayak, Center for American Progress Action Fund; Stephanie Valencia, EquisLabs; and Melanie Newman, Planned Parenthood Action Fund.

About the Study

Global Strategy Group conducted a public opinion survey among a sample of 1,000 registered voters from August 1-August 4, 2024. 100 additional interviews were conducted among Hispanic voters. 75 additional interviews were conducted among Asian American and Pacific Islander voters. 100 additional interviews were conducted among African American voters. 100 additional interviews were conducted among independent voters. 200 additional interviews were conducted among voters ages 18-34. The survey was conducted online, recruiting respondents from an opt-in online panel vendor. Respondents were verified against a voter file and special care was taken to ensure the demographic composition of our sample matched that of the national registered voter population across a variety of demographic variables. The margin of error for the full sample at the 95 percent level of confidence is +/- 3.1 percentage points. The margin for error for subgroups varies and is higher.

For Press inquiries contact:

press@navigatorresearch.org

To learn more about Navigator:

<http://navigatorresearch.org>

@NavigatorSurvey on Twitter