

navigator*

Thursday, September 12th

Political Violence: A
Guide for Advocates



Credit: Lev Radin/Shutterstock

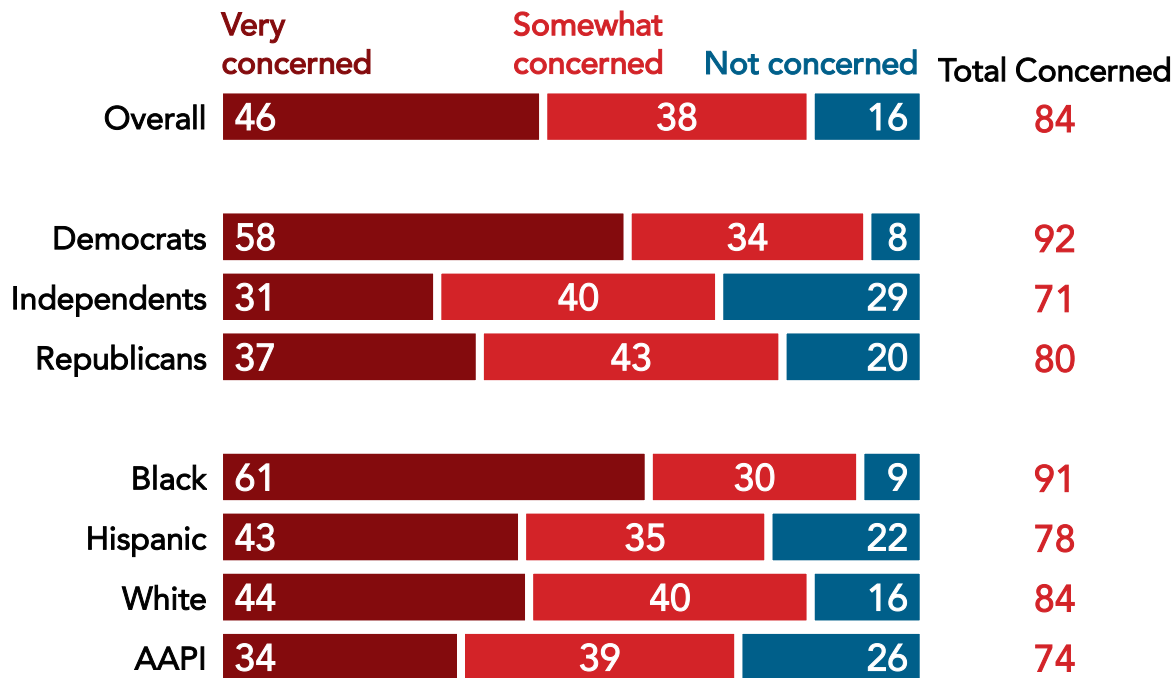
Key Takeaways:

- Overwhelming majorities of Americans are concerned about political violence in the U.S. today and in the future, and Democrats are more trusted to combat it.
- Nearly half of Americans now say the Republican Party is more prone to political violence in pushing their political agenda.
- In the context of elections and democracy, Americans are most concerned about Trump pushing for new rules that would make it easier for officials to refuse to certify election results, refusing to say he'll accept the results of the 2024 election, and continuing to face criminal charges for interfering in the 2020 election.

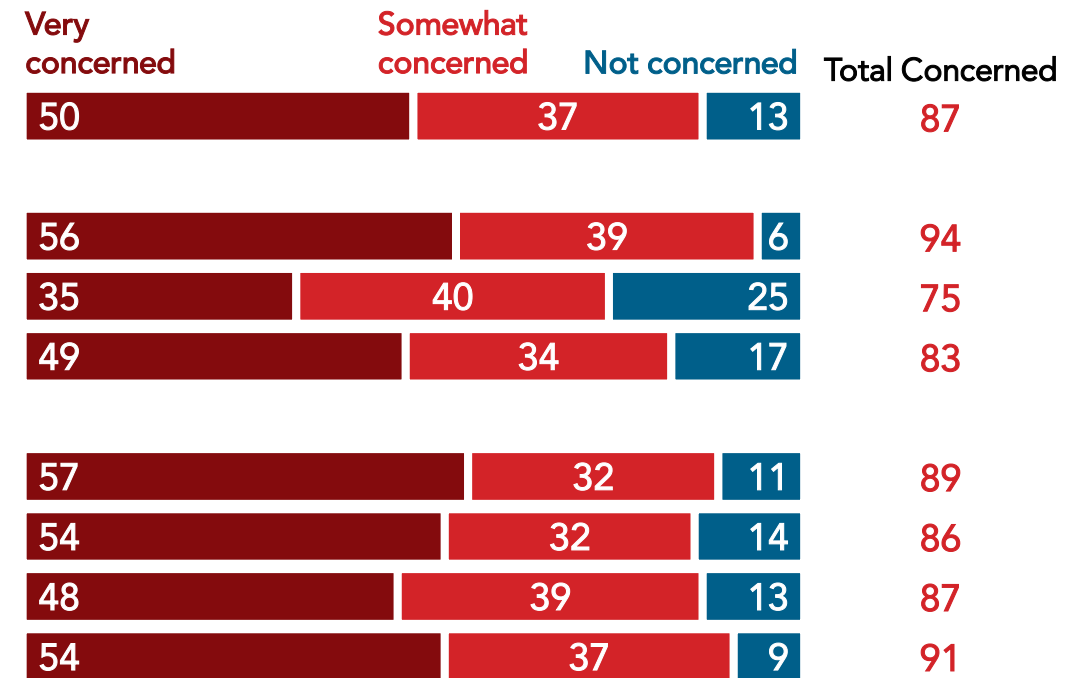
Overwhelming Majorities Are Concerned About Political Violence

At least four in five Americans are concerned about political violence in the United States today and in the future.

(Split sample) How concerned are you about political violence in the United States **today**?



(Split sample) How concerned are you about political violence in the United States **in the future**?

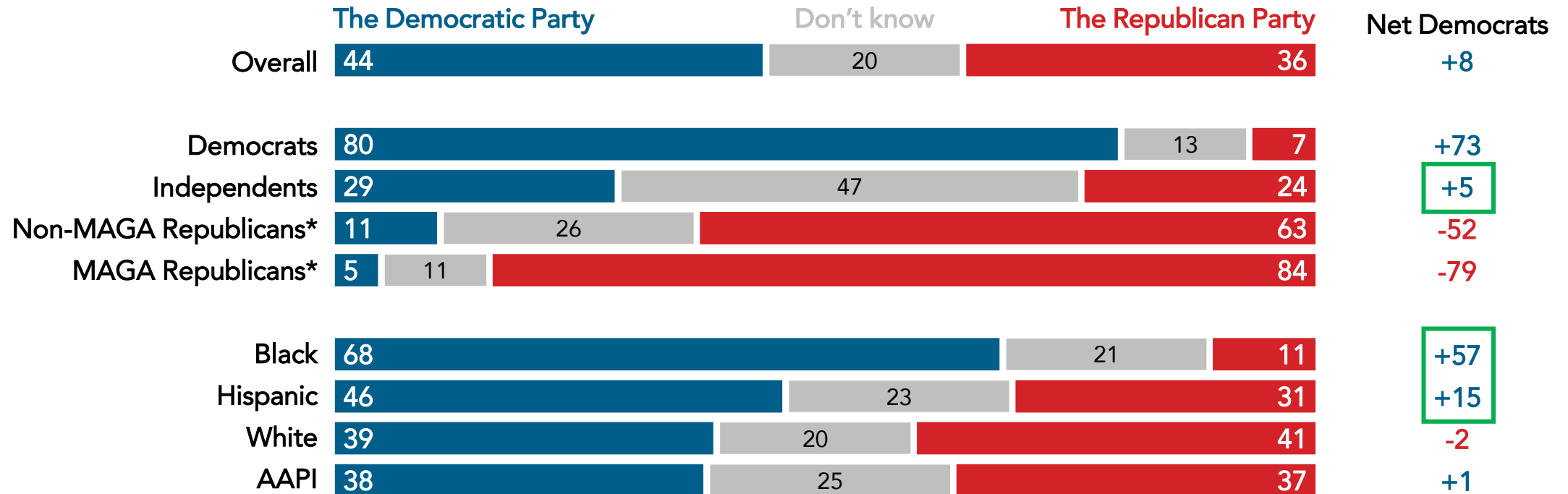


Nationwide survey of 1,000 registered voters conducted August 22-August 25, 2024. For more info, visit navigatorresearch.org.

Democrats Are More Trusted Than Republicans to Combat Political Violence

Black Americans (net +57 trust Democrats more), Hispanic Americans (net +15), and independents (net +5) trust the Democratic Party more than the Republican Party to combat political violence.

Please indicate who you trust more to handle: Combating political violence.

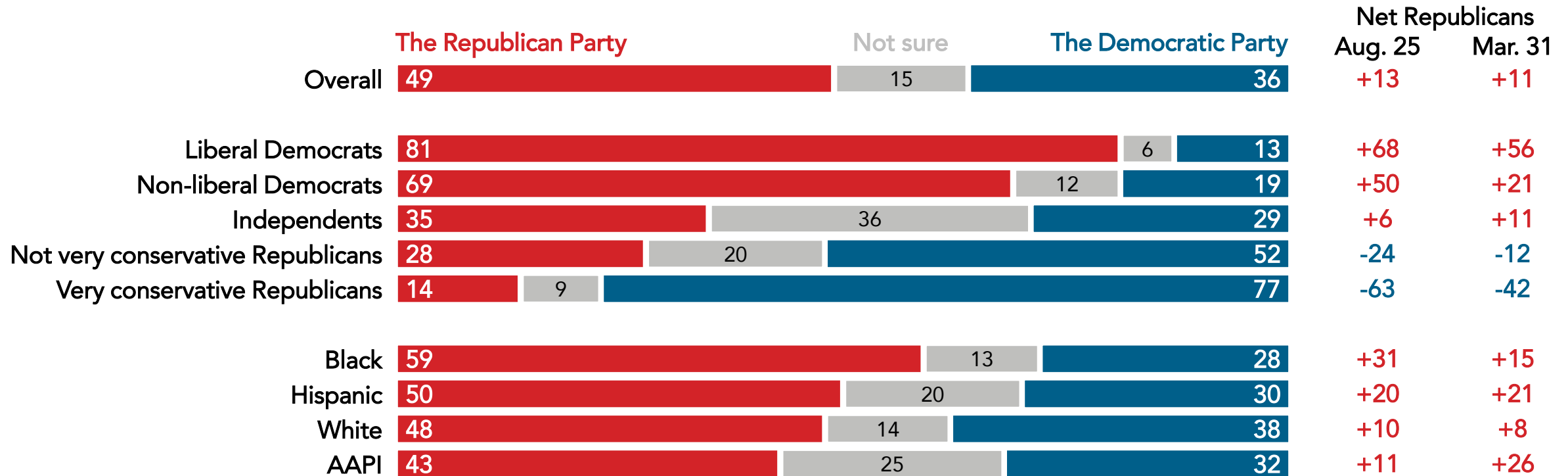


*"MAGA Republicans" are Republicans who identify as "a supporter of the MAGA movement" on a separate question, while "non-MAGA Republicans" are Republicans who do not consider themselves supporters of the MAGA movement or are not sure.
 Nationwide survey of 1,000 registered voters conducted August 22-August 25, 2024.
 For more info, visit navigatorresearch.org.

Growing Shares Say Republicans Are More Prone to Violence in Pushing Their Political Agenda

Roughly half of Americans (49%) now say the Republican Party is more prone to violence in pushing their political agenda, compared to just over one in three (36%) who say the same of the Democratic Party.

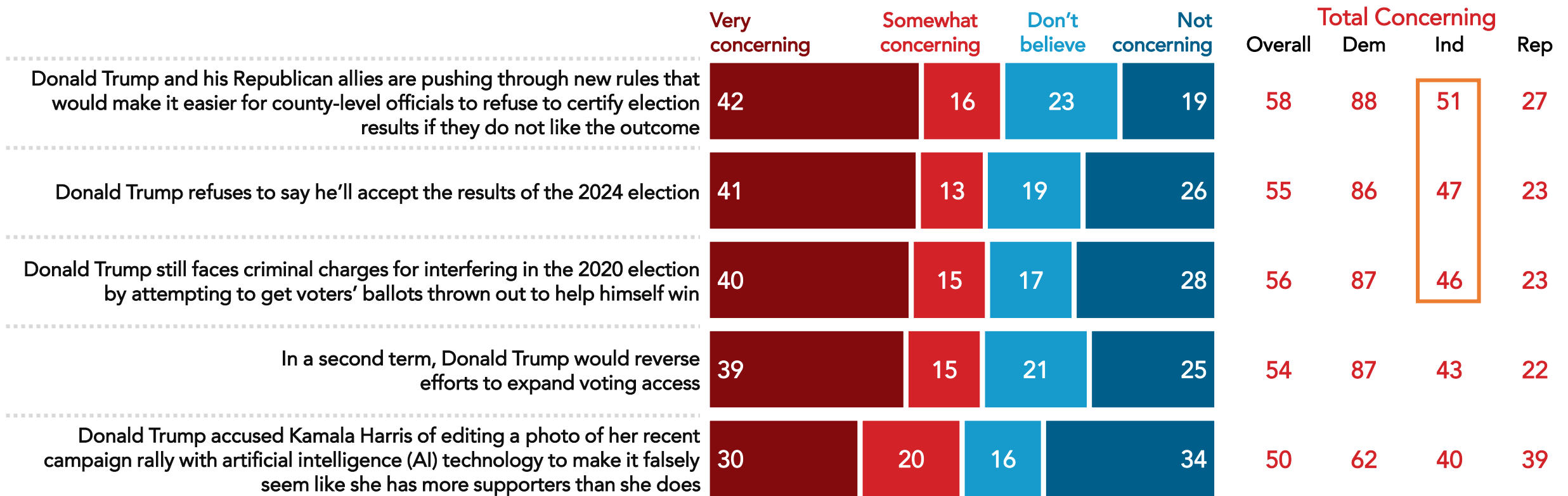
Which party do you believe is more prone to violence in pushing their political agenda?



Nationwide surveys of registered voters; Each wave represents approximately 1,000 interviews taken over the prior three-five days. Latest wave conducted August 22-August 25, 2024. For more info, visit navigatorresearch.org.

On Trump and Democracy, Actions at County-Level, Refusal to Accept Results, Criminal Charges Most Concerning

Below are some statements about Donald Trump as it relates to elections and democracy. Please indicate how concerning you find each one.



Nationwide survey of 1,000 registered voters conducted August 22-August 25, 2024. For more info, visit navigatorresearch.org.

navigator*

About Navigator

In a world where the news cycle is the length of a tweet, our leaders often lack the real-time public-sentiment analysis to shape the best approaches to talking about the issues that matter the most. Navigator is designed to act as a consistent, flexible, responsive tool to inform policy debates by conducting research and reliable guidance to inform allies, elected leaders, and the press. Navigator is a project led by pollsters from Global Strategy Group and GBAO along with an advisory committee, including: Jessica Floyd, The Hub Project; Christina Reynolds, EMILY's List; Mike Podhorzer, AFL-CIO; Jesse Ferguson, progressive strategist; Navin Nayak, Center for American Progress Action Fund; Stephanie Valencia, EquisLabs; and Melanie Newman, Planned Parenthood Action Fund.

About the Study

Global Strategy Group conducted a public opinion survey among a sample of 1,000 registered voters from August 22-August 25, 2024. 100 additional interviews were conducted among Hispanic voters. 72 additional interviews were conducted among Asian American and Pacific Islander voters. 100 additional interviews were conducted among African American voters. 100 additional interviews were conducted among independent voters. The survey was conducted online, recruiting respondents from an opt-in online panel vendor. Respondents were verified against a voter file and special care was taken to ensure the demographic composition of our sample matched that of the national registered voter population across a variety of demographic variables. The margin of error for the full sample at the 95 percent level of confidence is +/- 3.1 percentage points. The margin of error for subgroups varies and is higher.

For Press inquiries contact:

press@navigatorresearch.org

To learn more about Navigator:

<http://navigatorresearch.org>

@NavigatorSurvey on Twitter