

# navigator\*

Wednesday, December 11<sup>th</sup>

2024 Voters Survey:  
Deep Dive By Race and  
Ethnicity



Credit: Andrew Angelov/Shutterstock

## What We Did

The slides in this presentation are based on interviews with 5,000 registered voters who had already voted or planned to vote in the November election, with interviews conducted October 31<sup>st</sup> to November 9<sup>th</sup>, 2024.

Support for Kamala Harris and Donald Trump in the presidential election, Democrats and Republicans in Senate elections, and Democrats and Republicans in House elections have been adjusted to reflect the actual expected votes as of November 9<sup>th</sup>. The analysis aims to provide a tool for Americans to understand what happened in the 2024 election, why it happened, and what's next.

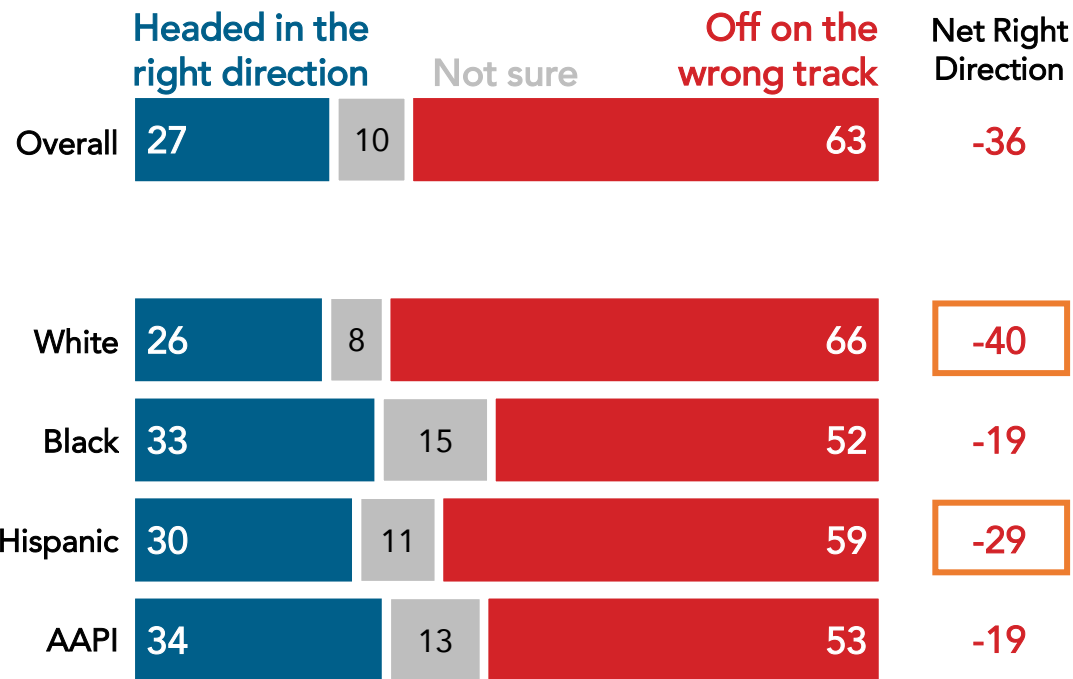
## Key Takeaways:

- Voters across race and ethnicity were feeling pessimistic about the country and the economy in 2024.
- While still winning across most groups of Black and Hispanic voters, Harris lost the most ground relative to Biden among men, voters under the age of 55, and voters without a college degree.
- Black voters were the only racial or ethnic group that approved of the job Biden was doing, while white voters were the only group that approved of the job Trump had done (though Hispanic voters were nearly evenly divided).
- Inflation was the top issue across race and ethnicity. Black voters also prioritized abortion; white and Hispanic voters immigration; AAPI voters health care.

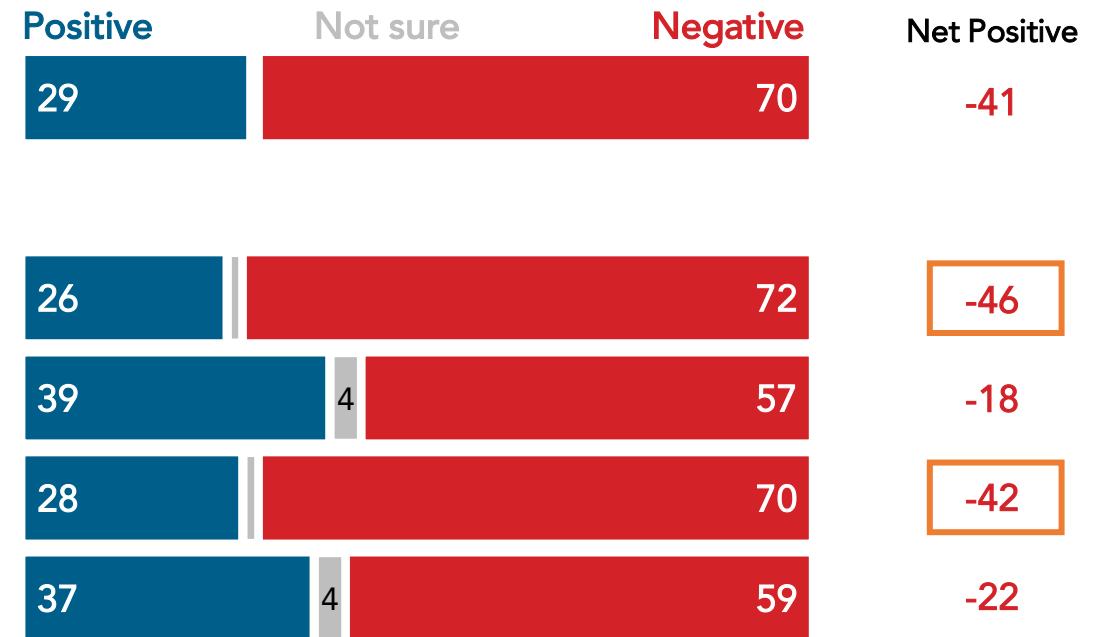
# Voters Across the Board Were Pessimistic About the State of the Economy and the Country, Particularly White and Hispanic

Nearly two in three voters (63%) said the country was off on the wrong track, with white voters (66%) and Hispanic voters (59%) the most negative – and the same held true on their views of the economy (72% of white voters rated it negatively, 70% of Hispanic voters).

Generally speaking, would you say the country today is...



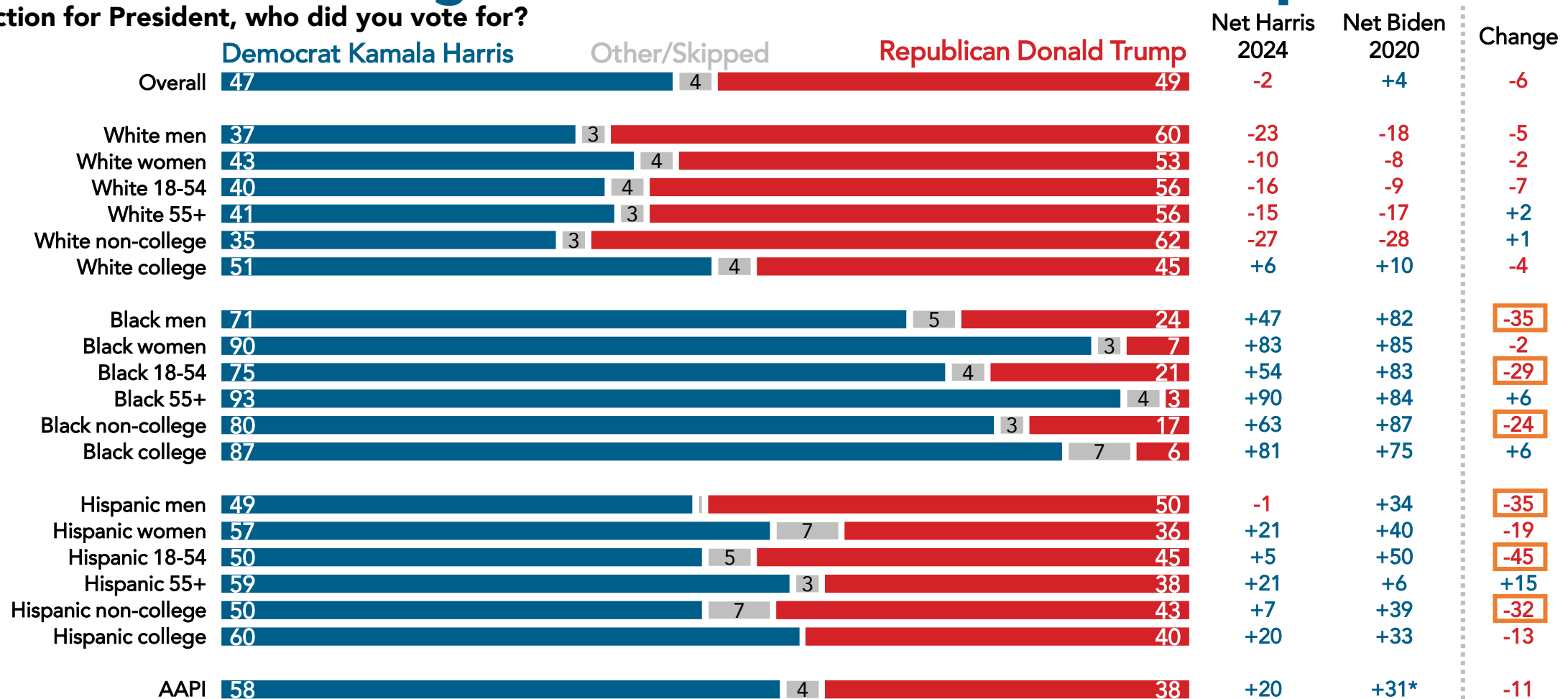
How would you rate the state of the U.S. economy today?



Respondents who are multi-racial are coded as each race the individual identifies as – so multi-racial respondents can be coded as multiple racial or ethnic categories. Nationwide survey of 5,000 self-reported 2024 voters conducted October 31-November 9, 2024. For more info, visit [navigatorresearch.org](https://navigatorresearch.org).

# Harris Struggled Relative to Biden in 2020 Among Men, Younger Voters, and Non-College Voters Who Are Black and Hispanic

In the election for President, who did you vote for?



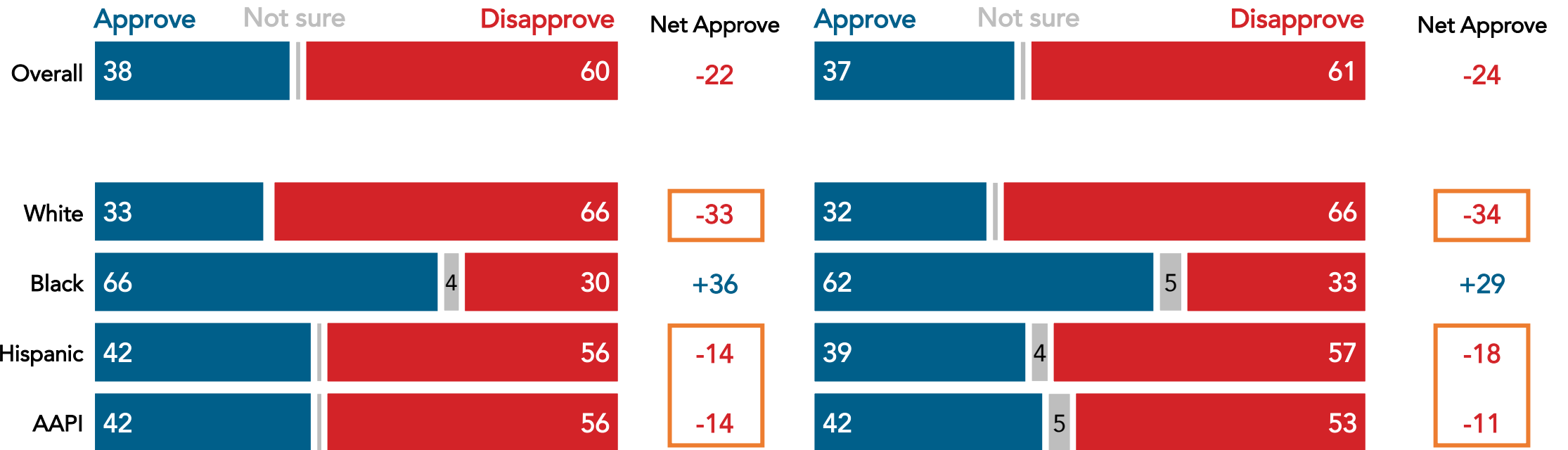
\*2020 results are shown among Asian-American respondents. Internal definitions of race have been adjusted since our 2020 exit poll. Respondents who are multi-racial are coded as each race the individual identifies as – so multi-racial respondents can be coded as multiple racial or ethnic categories. 2020 results are from the 2020 Navigator exit poll. Nationwide survey of 5,000 self-reported 2024 voters conducted October 31-November 9, 2024. For more info, visit [navigatorresearch.org](https://navigatorresearch.org).

# Disapproval of Biden's Handling of the Presidency and the Economy Was Most Felt By White, Hispanic, and AAPI Voters

Black voters were the only racial or ethnic group that approved of the job Biden did overall and on the economy (net +36 and net +29 approval, respectively) – majorities of white, Hispanic, and AAPI voters disapproved of his handling of both.

Do you approve or disapprove of the way **Joe Biden** has handled his job as president?

Do you approve or disapprove of the way **Joe Biden** has handled the economy?



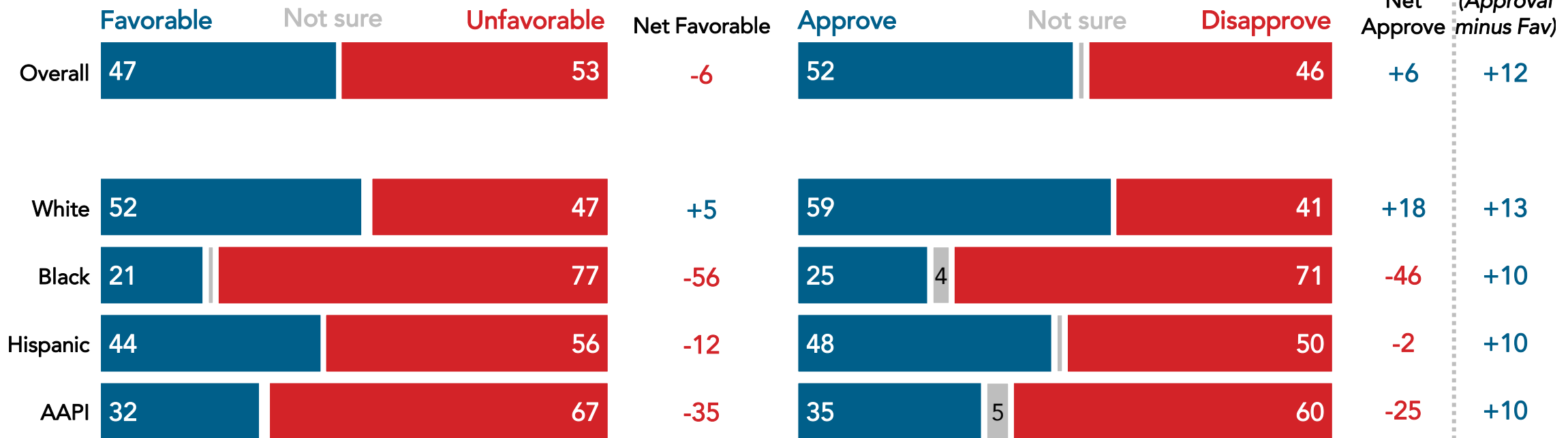
Respondents who are multi-racial are coded as each race the individual identifies as – so multi-racial respondents can be coded as multiple racial or ethnic categories. Nationwide survey of 5,000 self-reported 2024 voters conducted October 31-November 9, 2024. For more info, visit [navigatorresearch.org](https://navigatorresearch.org).

# Across Race and Ethnicity, Voters Gave Trump Lower Ratings on Popularity and Higher Ratings on Actual Job Approval

White voters were most likely to be favorable to Trump (net +5 favorable) and approve of the job he did as president (net +18 approve). The vast majority of Black and AAPI voters gave him negative ratings on both, while views were more mixed among Hispanic voters.

Please indicate how favorable or unfavorable you are to:  
**Donald Trump.**

Do you approve or disapprove of the way **Donald Trump** handled his job when he was president?

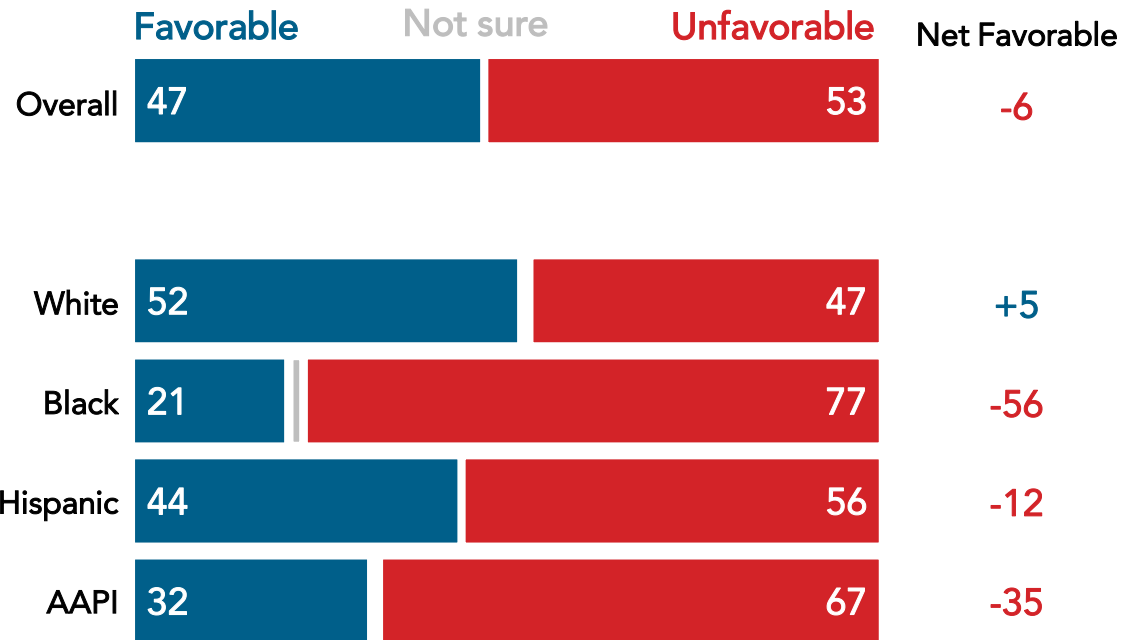


Respondents who are multi-racial are coded as each race the individual identifies as – so multi-racial respondents can be coded as multiple racial or ethnic categories. Nationwide survey of 5,000 self-reported 2024 voters conducted October 31-November 9, 2024. For more info, visit [navigatorresearch.org](https://navigatorresearch.org).

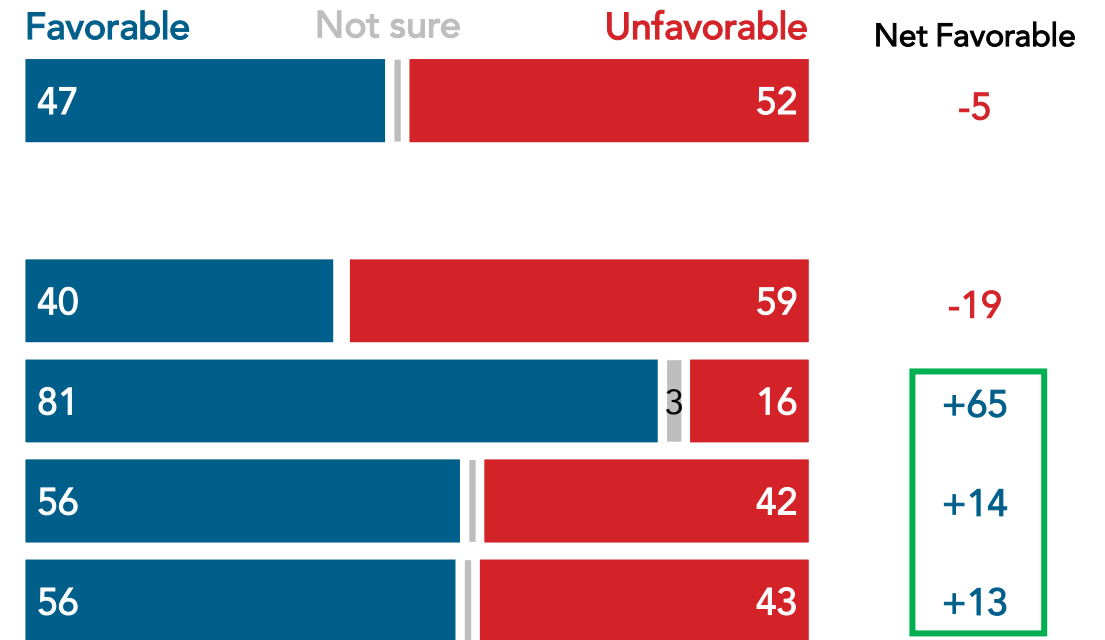
# While Their Overall Favorability Was Nearly Identical, Harris Was Far More Popular Than Trump With Black, Hispanic, AAPI Voters

Majorities of Black voters (net +65 favorable), Hispanic voters (net +14), and AAPI voters (net +13) viewed Harris favorably – while majorities of each of these groups viewed Trump unfavorably.

Please indicate how favorable or unfavorable you are to:  
**Donald Trump.**



Please indicate how favorable or unfavorable you are to:  
**Kamala Harris.**



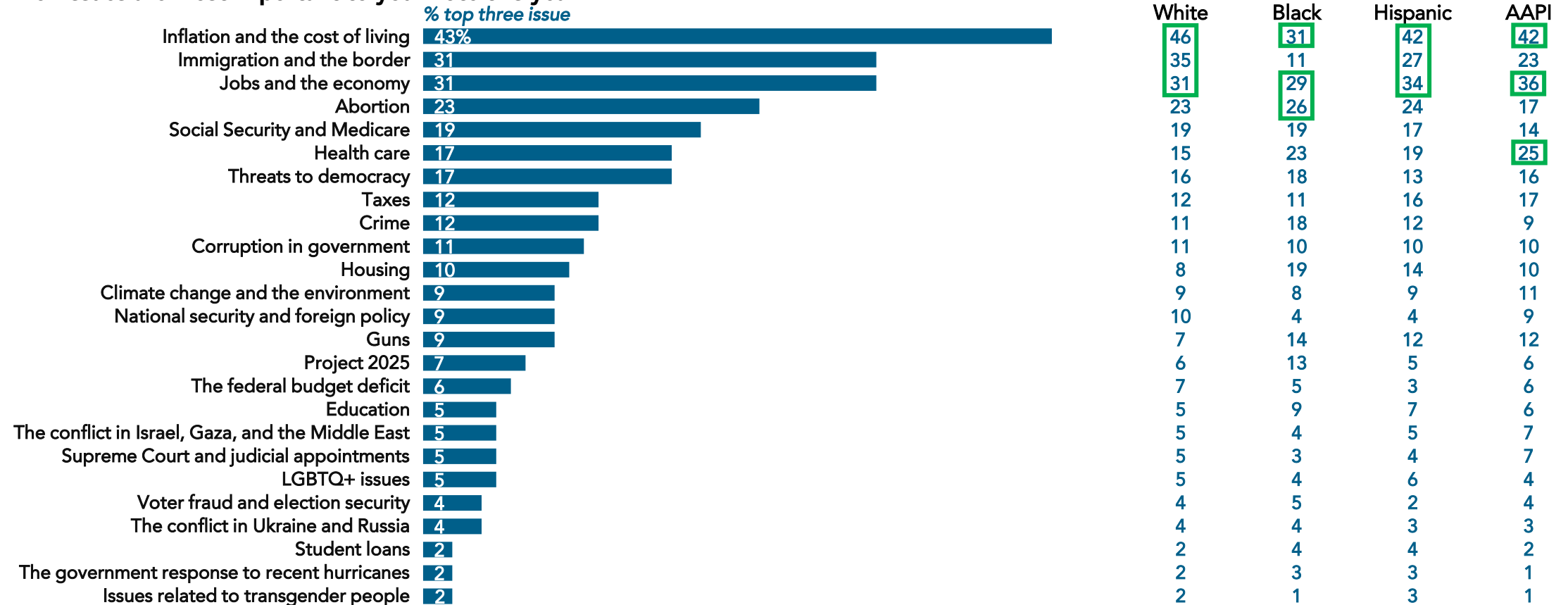
Respondents who are multi-racial are coded as each race the individual identifies as – so multi-racial respondents can be coded as multiple racial or ethnic categories. Nationwide survey of 5,000 self-reported 2024 voters conducted October 31-November 9, 2024. For more info, visit [navigatorresearch.org](https://navigatorresearch.org).



# Inflation Was a Top Issue Across Race and Ethnicity; White and Hispanic Voters Prioritized Immigration, Black Voters Abortion

Black voters were significantly less likely to prioritize immigration (11%) than the overall electorate (31%); AAPI voters were significantly more likely to prioritize health care (25%) than the overall electorate (17%).

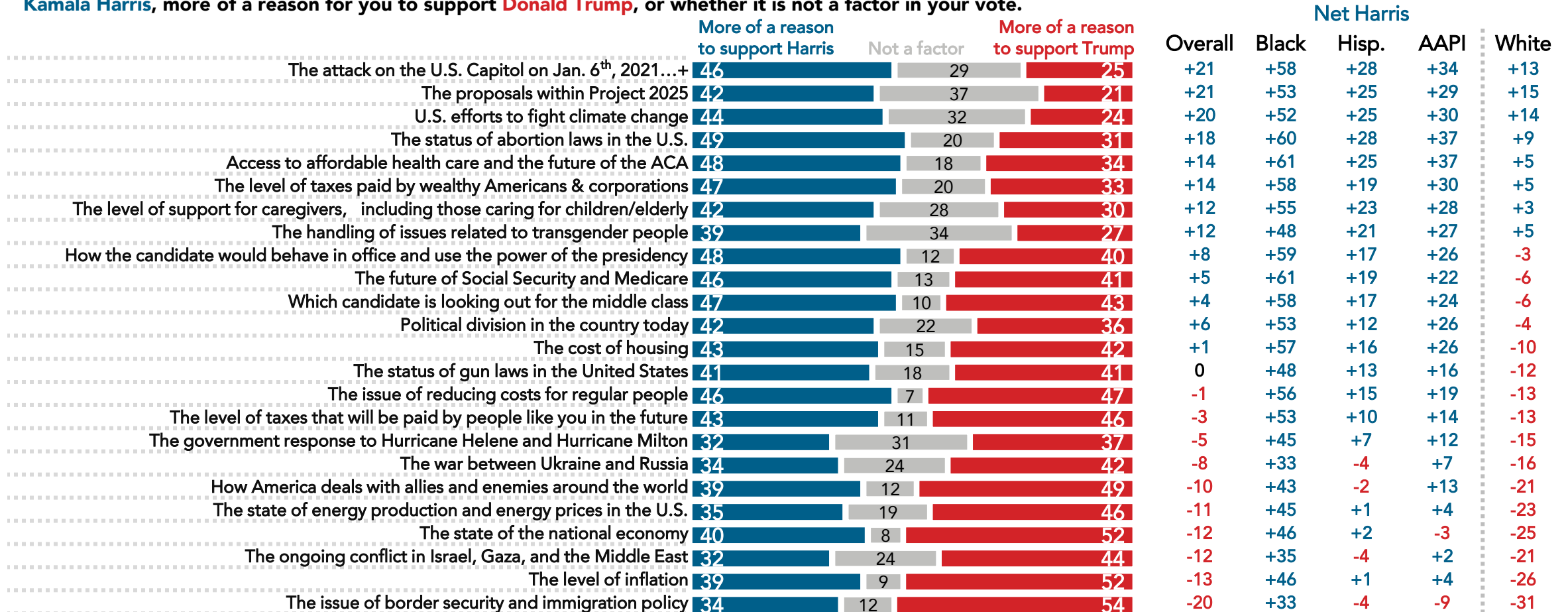
Which issues are most important to your vote this year?



Respondents who are multi-racial are coded as each race the individual identifies as – so multi-racial respondents can be coded as multiple racial or ethnic categories. Nationwide survey of 5,000 self-reported 2024 voters conducted October 31-November 9, 2024. For more info, visit [navigatorresearch.org](https://navigatorresearch.org).

# Harris Had Advantages on Most Issues With Voters of Color, Though Narrower Leads/Deficits on Issues Around the Economy

Regardless of how you voted or intend to vote, for each of the following, please indicate whether you personally consider it more of a reason for you to support **Kamala Harris**, more of a reason for you to support **Donald Trump**, or whether it is not a factor in your vote.



+Full question text included: "...and how the people responsible have been treated." Respondents who are multi-racial are coded as each race the individual identifies as – so multi-racial respondents can be coded as multiple racial or ethnic categories.

Nationwide survey of 5,000 self-reported 2024 voters conducted October 31-November 9, 2024.

For more info, visit [navigatorresearch.org](https://navigatorresearch.org).

# Young Hispanic and Black Men Were Deeply Pessimistic About the Country, Focused on Costs, and Approved of Trump

	Hispanic Men 18-44	Black Men 18-44	Hispanic Non-College	Black Non-College
2024 Presidential Vote	Even	Harris +34	Harris +7	Harris +63
Party self-identification	D+15	D+37	D+21	D+63
Feelings about the country	Net -15 right direction	Net -8 right direction	Net -26 right direction	Net -20 right direction
Feelings about the economy	Net -29 positive	Net -11 positive	Net -48 positive	Net -25 positive
Biden Approval	Net -28 approval	Net +8 approval	Net -19 approval	Net +30 approval
Trump Approval	Net +16 approval	Net +2 approval	Net +4 approval	Net -38 approval
Trump Favorability	Net +3 favorable	Net -18 favorable	Net -9 favorable	Net -50 favorable
Harris Favorability	Net +5 favorable	Net +36 favorable	Net +15 favorable	Net +63 favorable
% top three issues to vote	<ul style="list-style-type: none"> <li>- 39% inflation</li> <li>- 37% jobs and the economy</li> <li>- 27% immigration</li> </ul>	<ul style="list-style-type: none"> <li>- 39% jobs and the economy</li> <li>- 27% inflation</li> <li>- 21% taxes</li> </ul>	<ul style="list-style-type: none"> <li>- 43% inflation</li> <li>- 34% jobs and the economy</li> <li>- 25% immigration</li> </ul>	<ul style="list-style-type: none"> <li>- 30% inflation</li> <li>- 28% jobs and the economy</li> <li>- 27% abortion</li> </ul>
Trust to handle the state of the nat'l economy	Net -9 Harris	Net +6 Harris	Net -1 Harris	Net +40 Harris
Trust on handle the level of inflation	Net -10 Harris	Net +6 Harris	Net -4 Harris	Net +43 Harris

Nationwide surveys of registered voters; Each wave represents approximately 1,000 interviews taken over the prior three-five days. Latest wave conducted October 3-October 7, 2024. For more info, visit [navigatorresearch.org](https://navigatorresearch.org).

# navigator\*

## About Navigator

In a world where the news cycle is the length of a tweet, our leaders often lack the real-time public-sentiment analysis to shape the best approaches to talking about the issues that matter the most. Navigator is designed to act as a consistent, flexible, responsive tool to inform policy debates by conducting research and reliable guidance to inform allies, elected leaders, and the press. Navigator is a project led by pollsters from Global Strategy Group and GBAO along with an advisory committee, including: Andrea Purse, progressive strategist; Arkadi Gerney, The Hub Project; Joel Payne, The Hub Project; Christina Reynolds, EMILY's List; Delvone Michael, Working Families; Felicia Wong, Roosevelt Institute; Mike Podhorzer, AFL-CIO; Jesse Ferguson, progressive strategist; Navin Nayak, Center for American Progress Action Fund; Stephanie Valencia, EquisLabs; and Melanie Newman, Planned Parenthood Action Fund.

## About the Study

Global Strategy Group conducted an online survey of 5,000 registered voters from October 31<sup>st</sup> through November 9<sup>th</sup>, 2024, with respondents recruited from opt-in online panel vendors. Of that 5,000, 4,784 respondents were verified against a voter file (and the other 216 were voters who said they were registering before voting if interviewed before Election Day) and special care was taken to ensure the demographic composition of the sample reflected that of the expected 2024 electorate. The vote shares for Kamala Harris, Donald Trump, House and Senate Democrats, and House and Senate Republicans were also adjusted to reflect a preliminary estimate of the vote in the 2024 election. The margin of error for the full sample at the 95 percent level of confidence is +/- 1.4 percentage points. The margin of error for subgroups varies and is higher.

For Press inquiries contact:

[press@navigatorresearch.org](mailto:press@navigatorresearch.org)

To learn more about Navigator:

<http://navigatorresearch.org>

@NavigatorSurvey on Twitter

**navigating  
the vote\***