

navigator*

Friday, January 17th

The Future Trump
Administration: A Guide
for Advocates



Credit: Shutterstock/Lev Radin

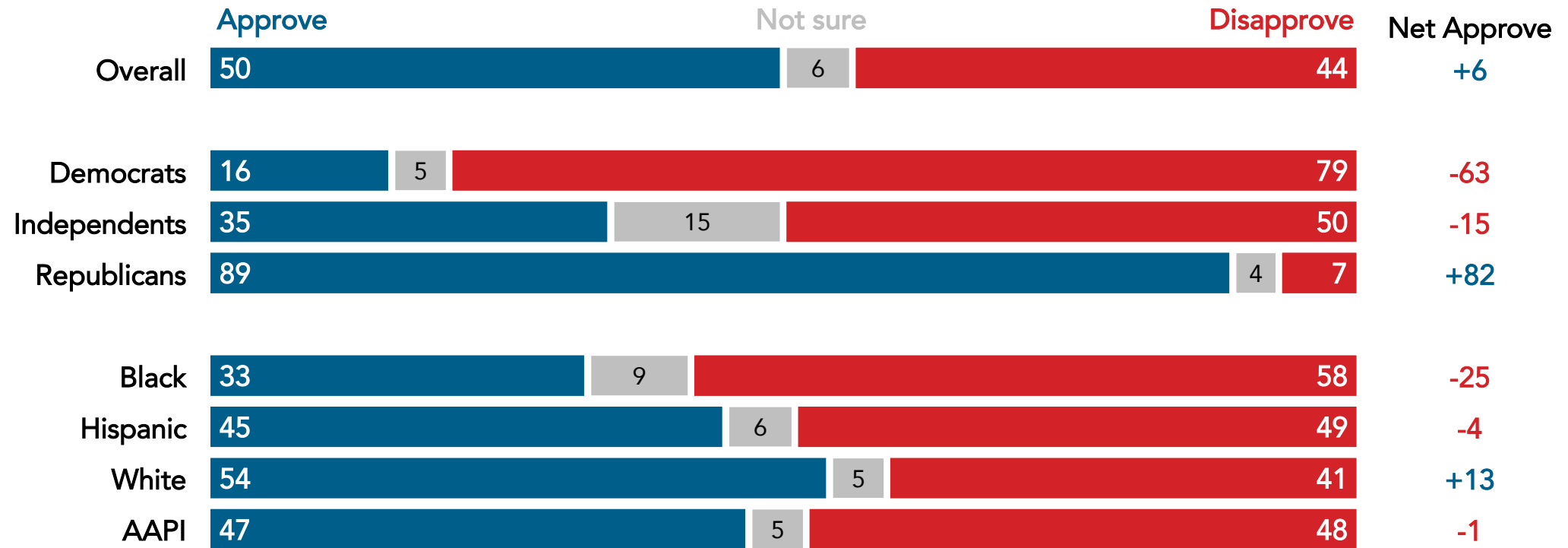
Key Takeaways:

- President-elect Trump's favorability rating has reached the highest point in Navigator tracking since 2020, and half of Americans approve of his handling of the presidential transition. Still, Americans report hearing more negative than positive news on him, with negative recall centering on his sentencing and comments about Greenland, Canada, and the Panama Canal.
- Pluralities believe the economy and immigration will get better under Trump, while political division and abortion access are expected to get worse.
- Americans are more likely to say broad economic metrics will improve under Trump than that their personal costs on things like groceries or health care will go down.

Approval of Trump's Presidential Transition Is Above Water

Half of Americans approve of Trump's handling of the transition (50% approve), driven largely by Republicans (89% approve).

Do you approve or disapprove of the way **Donald Trump** is handling the presidential transition?



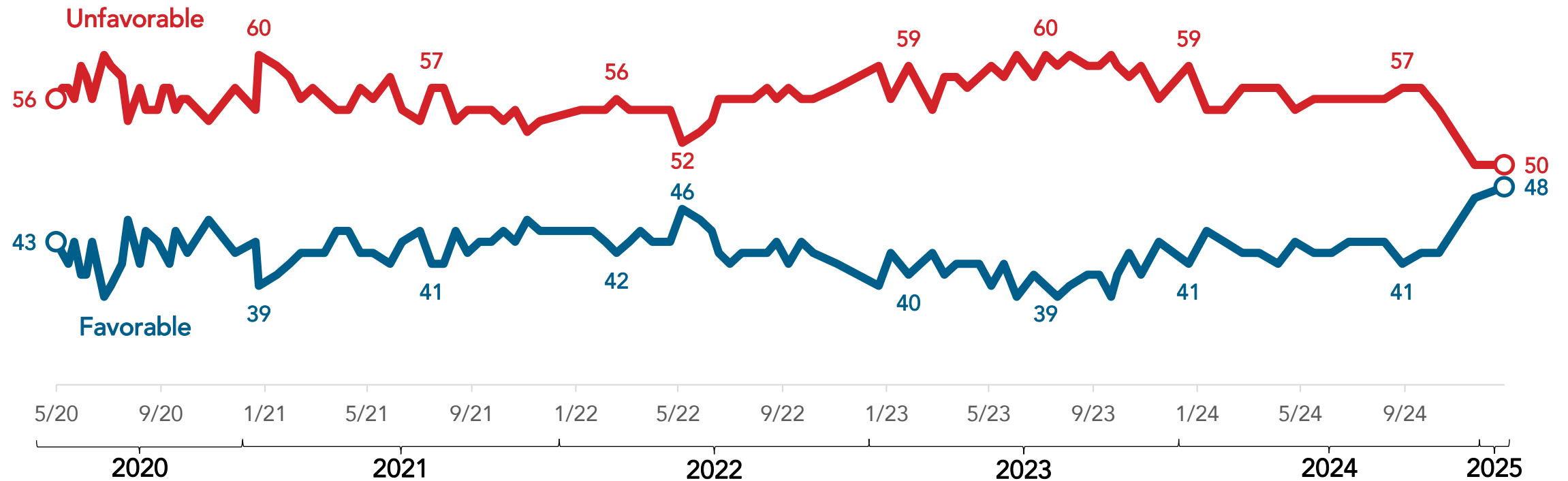
Nationwide survey of 1,000 registered voters conducted January 9-January 13, 2025.
For more info, visit navigatorresearch.org.

Trump Is Currently Enjoying a Popularity High Point in Navigator Tracking Since 2020

Trump's favorability rating of 48% is the highest point in Navigator tracking since 2020, though he remains underwater by 2 points.

- In Navigator tracking, Biden's ratings were higher than Trump's recent ratings both before and after the 2020 election (52% favorable/45% unfavorable in December 2020 and in late October 2020, pre-election), though he did not see a bump in his favorability ratings after the 2020 election like Trump has since November.

Please indicate how favorable or unfavorable you are to: Donald Trump.

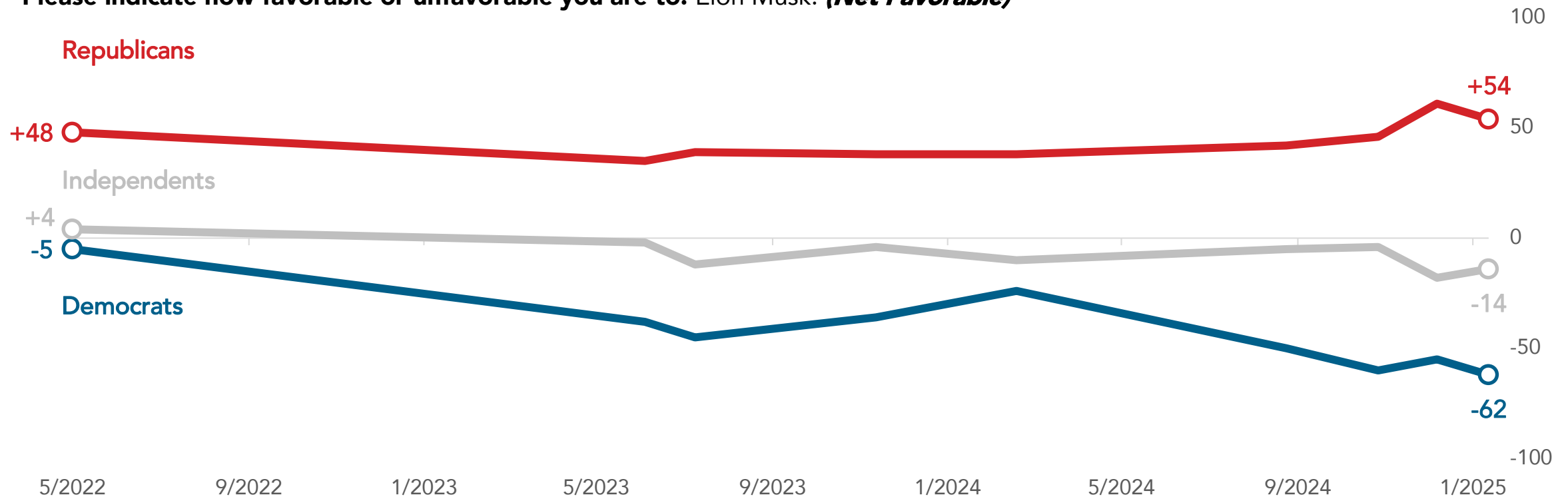


Nationwide surveys of registered voters; Each wave represents approximately 1,000 interviews taken over the prior three-five days. Latest wave conducted January 9-January 13, 2025. For more info, visit navigatorresearch.org.

Republicans Stand Alone in Their Positive Views of Elon Musk, While Independents and Democrats Have Grown More Negative

There is a wide partisan divide in views of Musk, with Republicans holding an overwhelmingly positive view (net +54 favorable) while Democrats view him deeply unfavorably (net -62).

Please indicate how favorable or unfavorable you are to: Elon Musk. (*Net Favorable*)

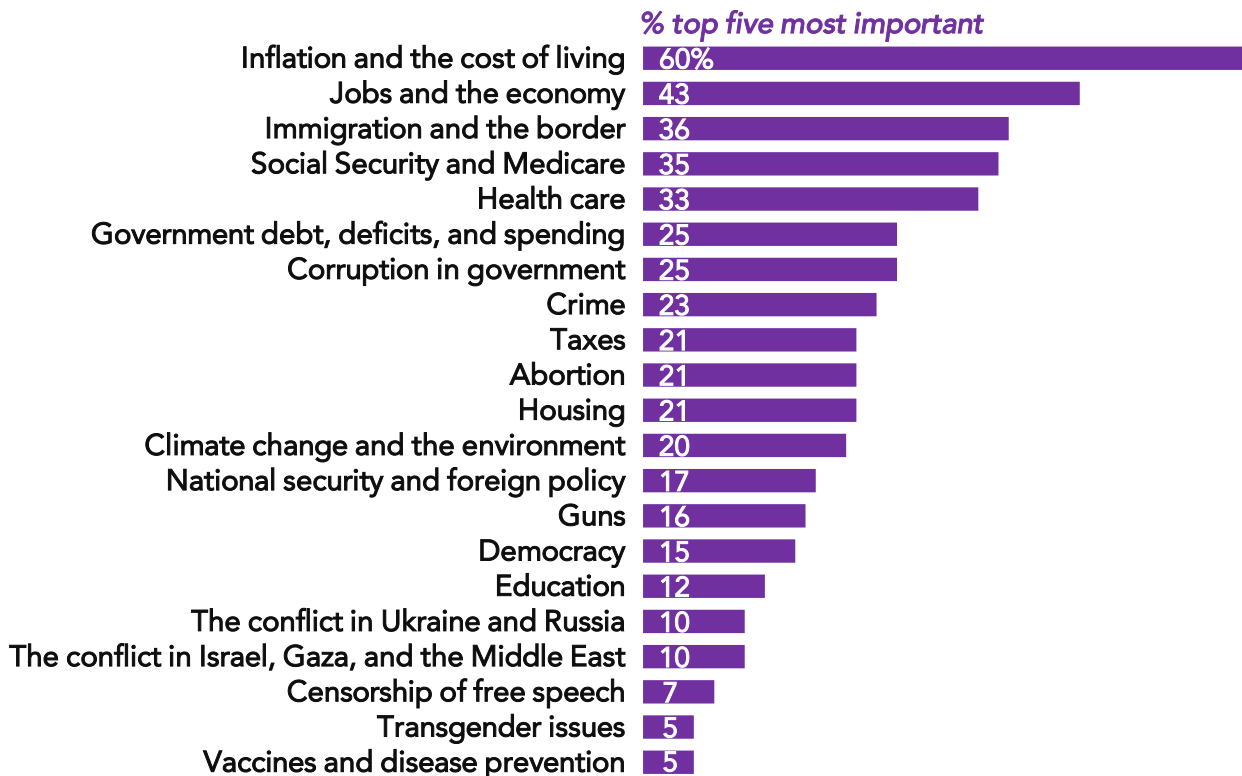


Nationwide surveys of registered voters; Each wave represents approximately 1,000 interviews taken over the prior three-five days. Latest wave conducted January 9-January 13, 2025. For more info, visit navigatorresearch.org.

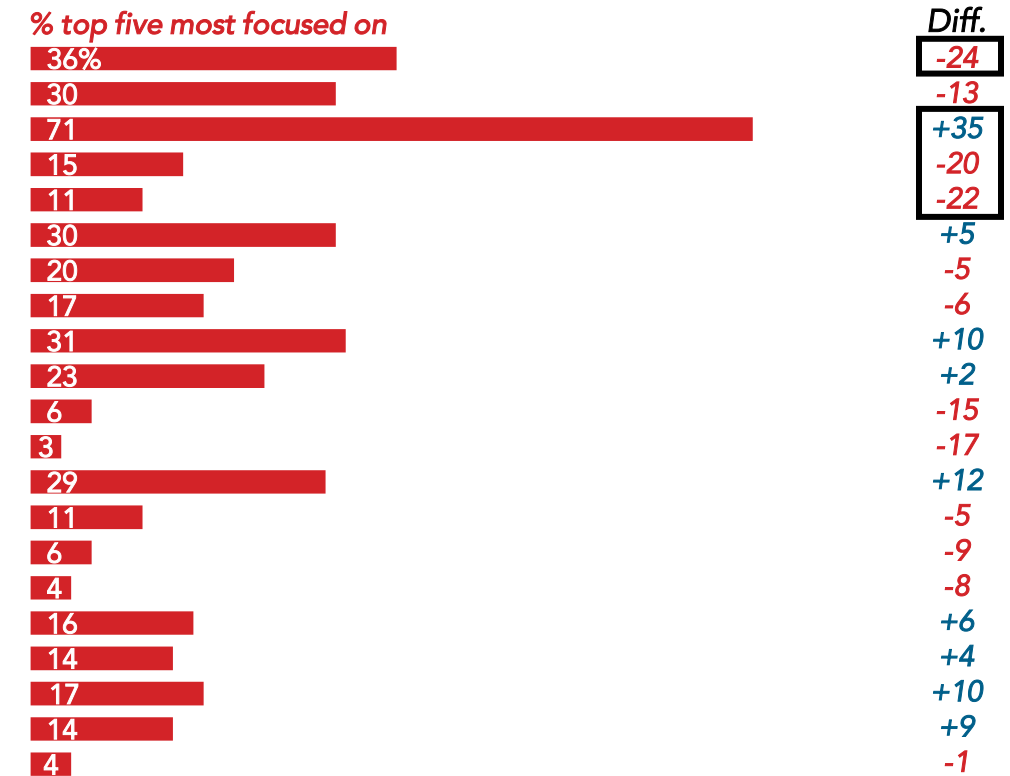
Americans Want a Focus on Inflation, the Economy; See Trump and Republicans As Most Focused on Immigration

While immigration is a top issue for one in three (36% top five), seven in ten say it is a top focus for Trump and Republicans (71%). More Americans want a focus on inflation, Social Security and Medicare, and health care than say Trump and Republicans are focused on them.

Which do you feel are most important for the President and Congress to focus on?



Which do you think Donald Trump and Republicans in Congress are most focused on?

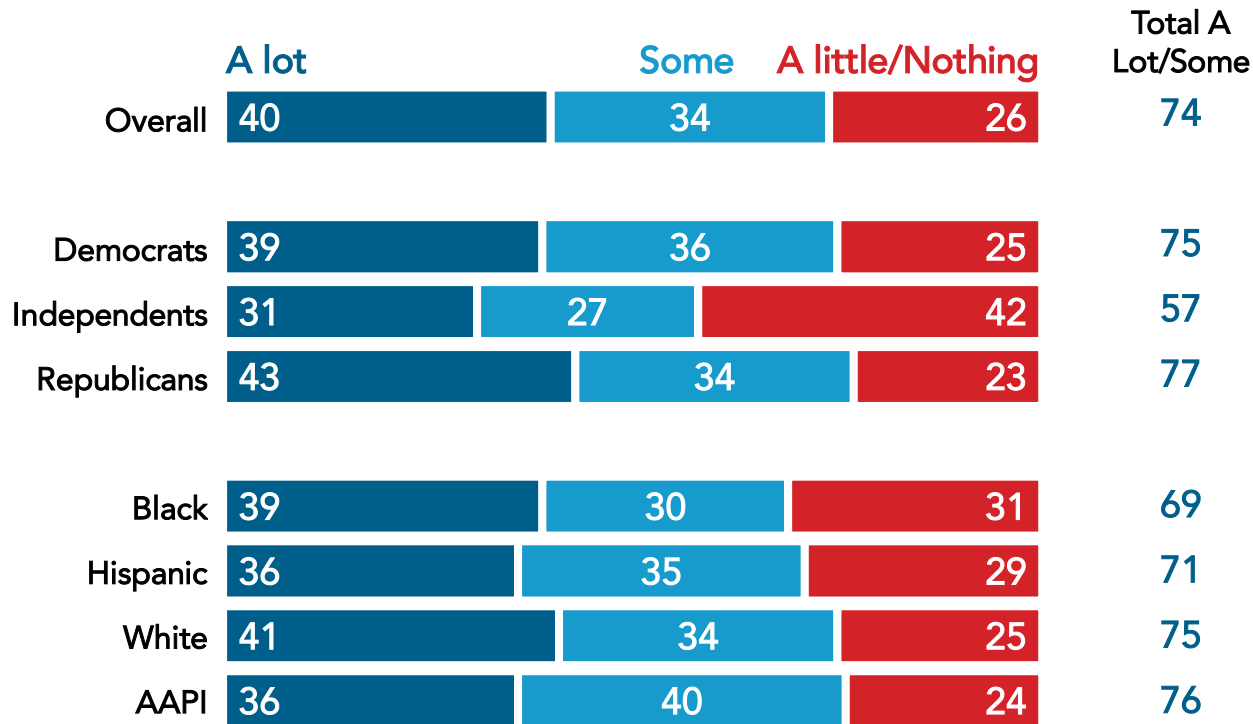


Nationwide survey of 1,000 registered voters conducted January 9-January 13, 2025. For more info, visit navigatorresearch.org.

Americans Are Hearing More Negative Than Positive On Trump, With a Focus On His Recent Sentencing and Greenland

Roughly two in three Americans (65%) report hearing mostly negative/a mix of positive and negative news about Trump recently, while closer to half report hearing positive/a mix (53%); independents are more likely to report hearing negative news (73%) than positive (46%).

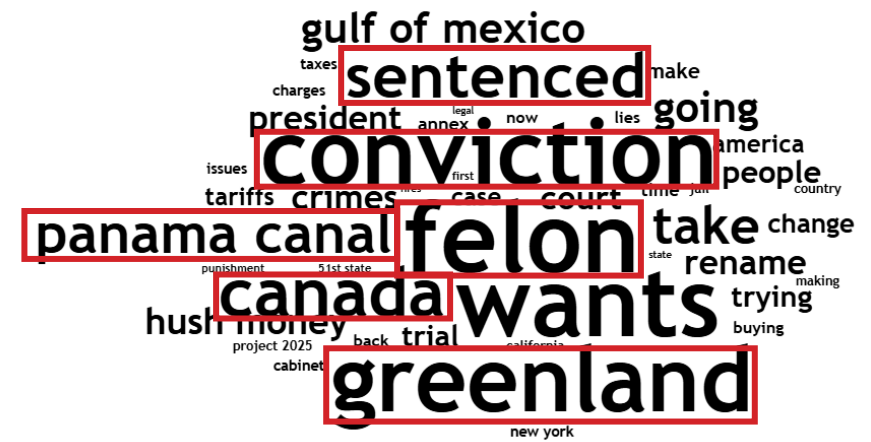
Over the past few days, how much have you seen, read, or heard about Donald Trump?



Over the past few days, has what you have seen, read, or heard recently about Donald Trump been:



In a few words, what **negative** things have you seen, read, or heard recently about Donald Trump?

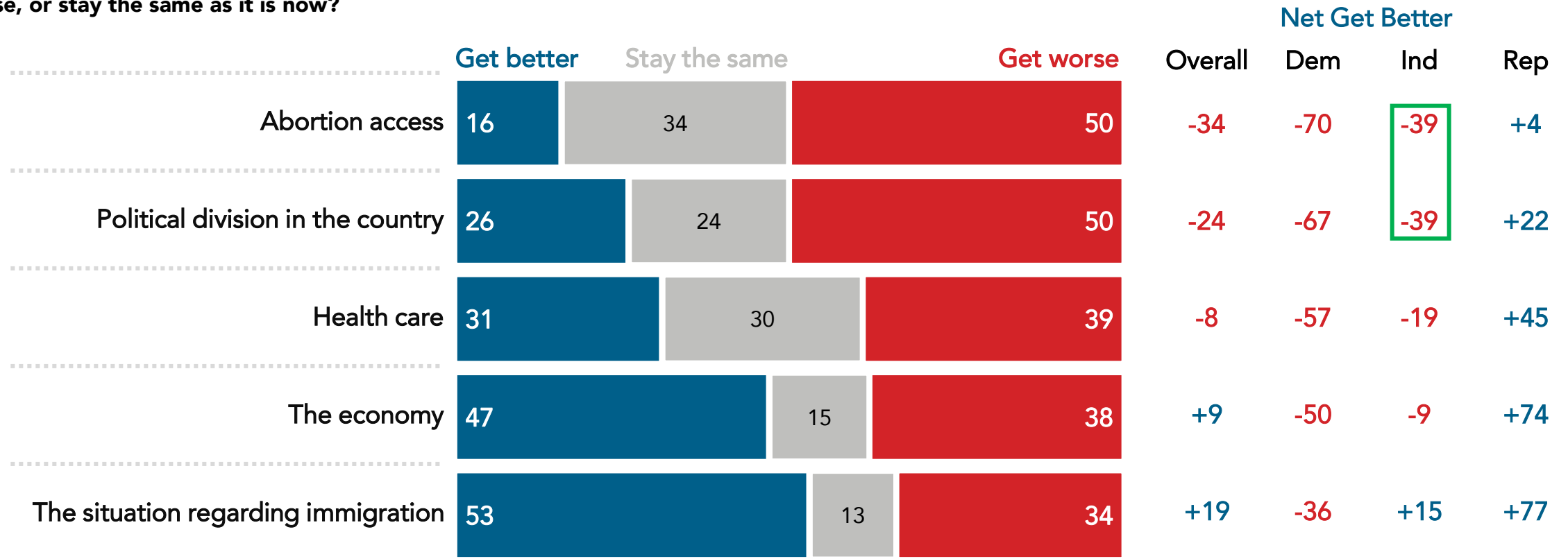


Nationwide survey of 1,000 registered voters conducted January 9-January 13, 2025. For more info, visit navigatorresearch.org.

Americans Believe the Economy and Immigration Will Improve Under Trump, While Division and Abortion Access Will Worsen

Americans are more divided on whether items like personal finances, crime rates, or foreign conflicts will get better.

Please indicate what you think will happen to each one under Donald Trump's presidency, once he takes office in January: will each one get better, get worse, or stay the same as it is now?

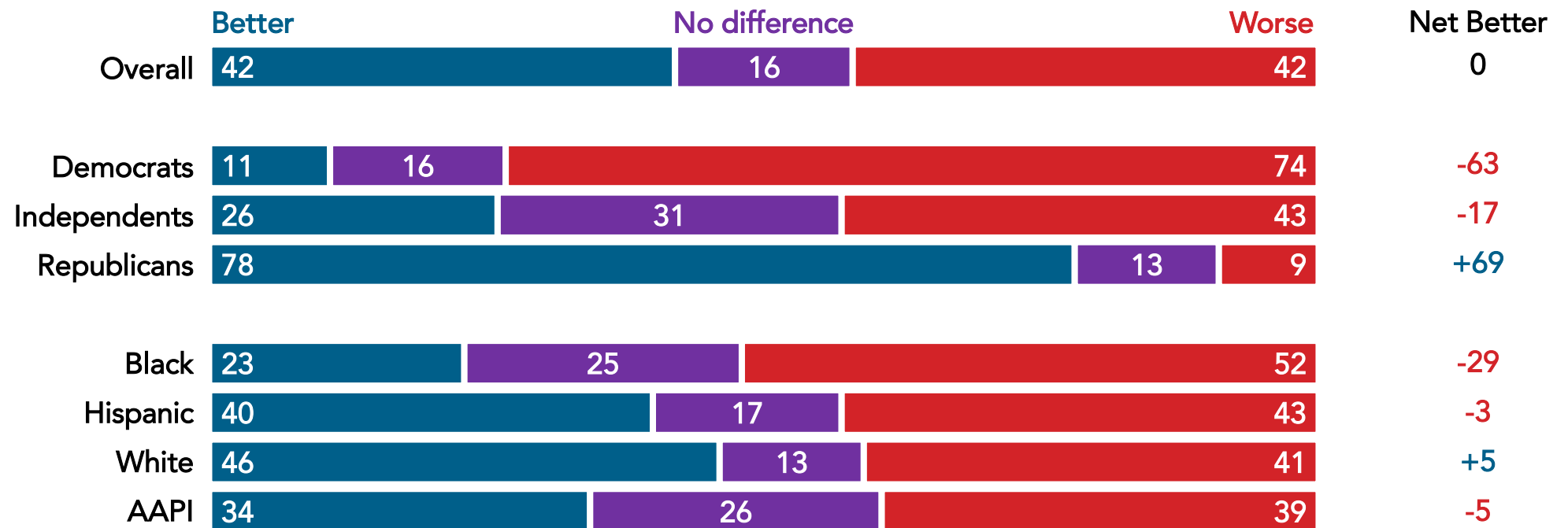


Nationwide survey of 1,000 registered voters conducted January 9-January 13, 2025. For more info, visit navigatorresearch.org.

Americans Are Divided By Partisanship On Whether Trump Will Represent Them Better or Worse Than the Current Government

A plurality of independents say the government under Trump will represent them and people like them “worse” (43%), while far fewer say it will represent them “better” (26%).

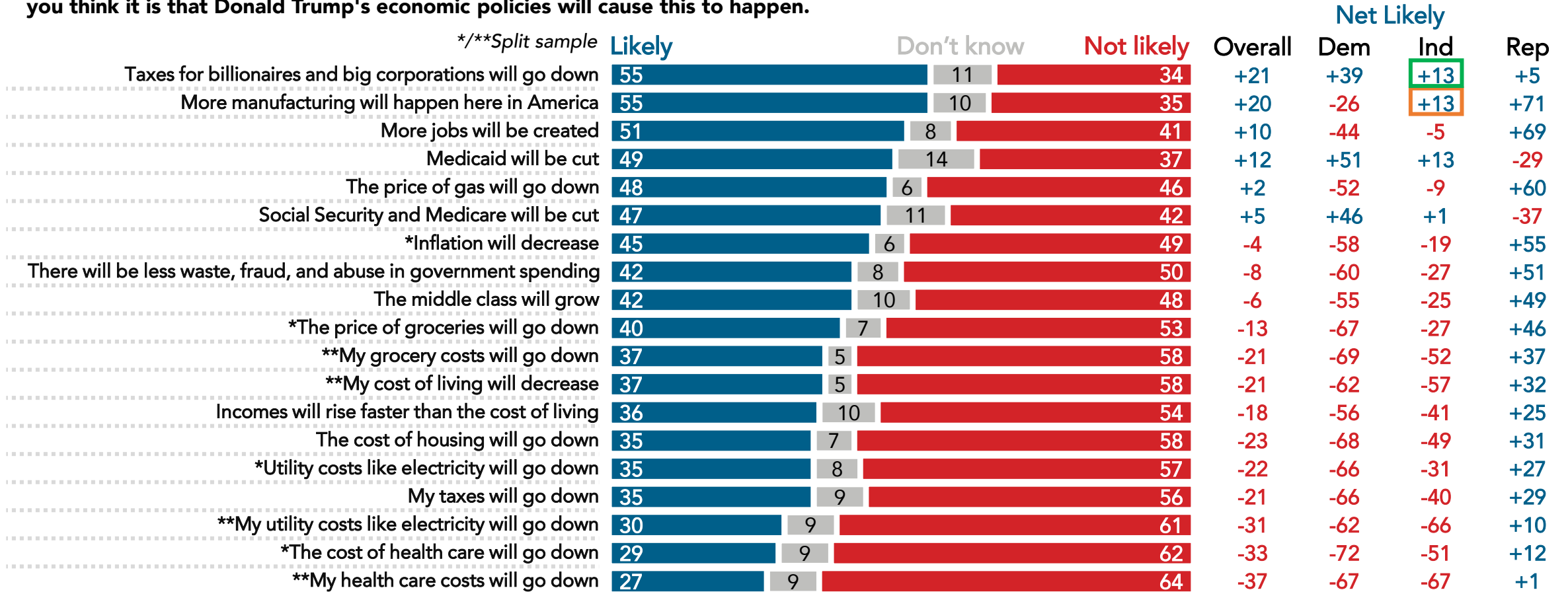
Do you think the government under Trump will represent you and people like you better, worse, or will there be no difference compared to now?



Nationwide survey of 1,000 registered voters conducted January 9-January 13, 2025.
For more info, visit navigatorresearch.org.

Most Likely Trump Economic Outcomes: Lower Taxes for the Rich and Big Corporations, a Boost to American Manufacturing

Below is a list of things that could happen as a result of Donald Trump's economic policies over the next few years. For each one, please indicate how likely you think it is that Donald Trump's economic policies will cause this to happen.

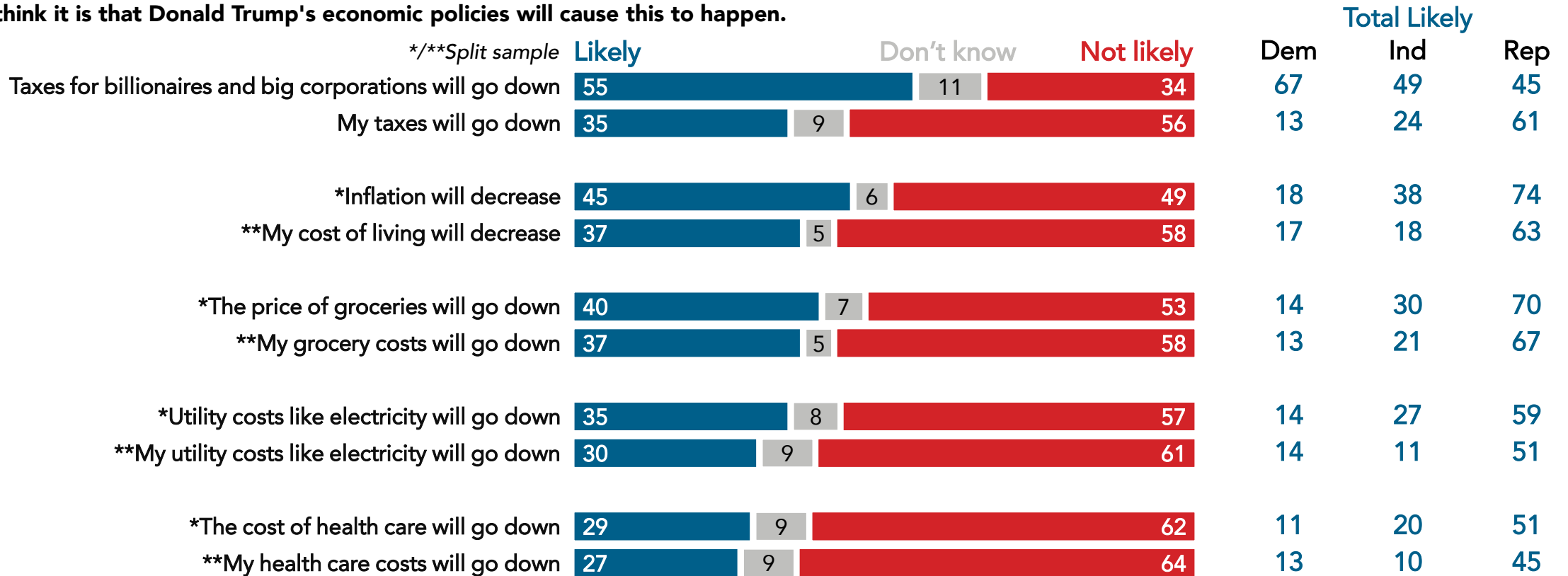


Nationwide survey of 1,000 registered voters conducted January 9-January 13, 2025. For more info, visit navigatorresearch.org.

Americans Are More Likely to Say Broad Economic Metrics Will Improve Under Trump Than That Personal Costs Will Go Down

Americans across party lines are less likely to say their personal costs will decrease than that costs overall will decrease across a range of cost areas, including on the cost of living generally, groceries, utilities, and health care.

Below is a list of things that could happen as a result of Donald Trump's economic policies over the next few years. For each one, please indicate how likely you think it is that Donald Trump's economic policies will cause this to happen.

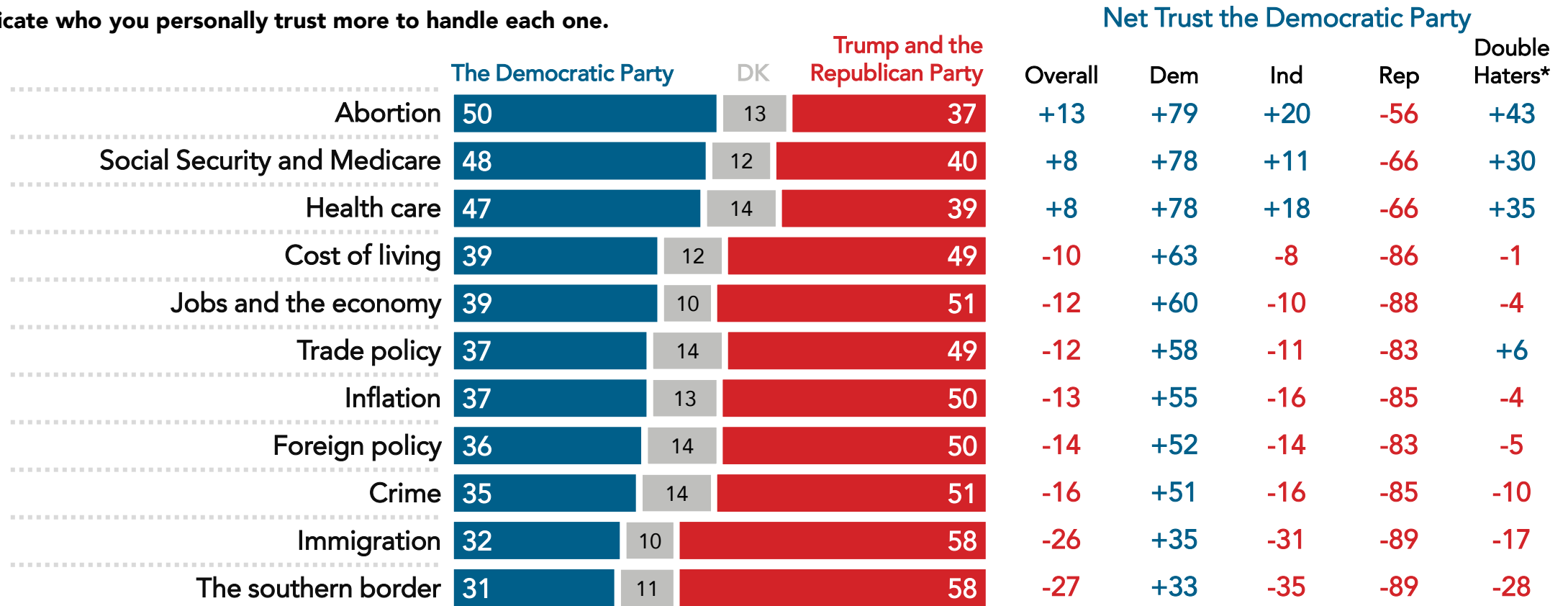


Nationwide survey of 1,000 registered voters conducted January 9-January 13, 2025. For more info, visit navigatorresearch.org.

Democrats Hold Trust Advantages On Abortion, Social Security and Medicare, and Health Care

Independents trust the Democratic Party more on abortion (net +20 trust Democrats more), Social Security and Medicare (net +11), and health care (net +18).

Please indicate who you personally trust more to handle each one.



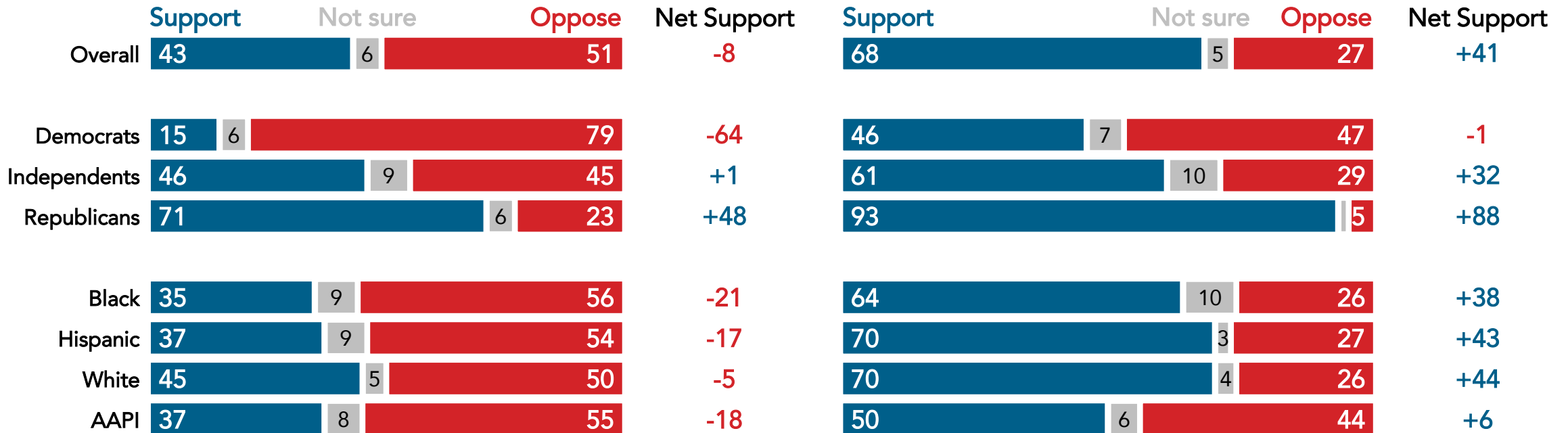
*"Double haters" view both the Democratic Party and the Republican Party unfavorably on separate questions. Nationwide survey of 1,000 registered voters conducted January 9-January 13, 2025. For more info, visit navigatorresearch.org.

The Framing of Trump's Mass Deportation Plans Matters Greatly

A conservative framing of Trump's plan wins support from two in three Americans (68% support), while a progressive framing that highlights the deportations could include Dreamers and those who have lived here for decades drives support down to just over two in five (43%).

[PROGRESSIVE FRAMING] Do you support or oppose Trump's mass deportation plan to deport and remove all undocumented immigrants currently living in the country, including those who came to the United States as children and those who have lived and worked here for decades?

[CONSERVATIVE FRAMING] Do you support or oppose Trump's mass deportation plan to deport all illegal immigrants, starting with violent criminals?



Nationwide survey of 1,000 registered voters conducted January 9-January 13, 2025. For more info, visit navigatorresearch.org.

Majorities Prefer a Nuanced Immigration Approach That Takes Care to Avoid the Deportation of Key Groups of Immigrants

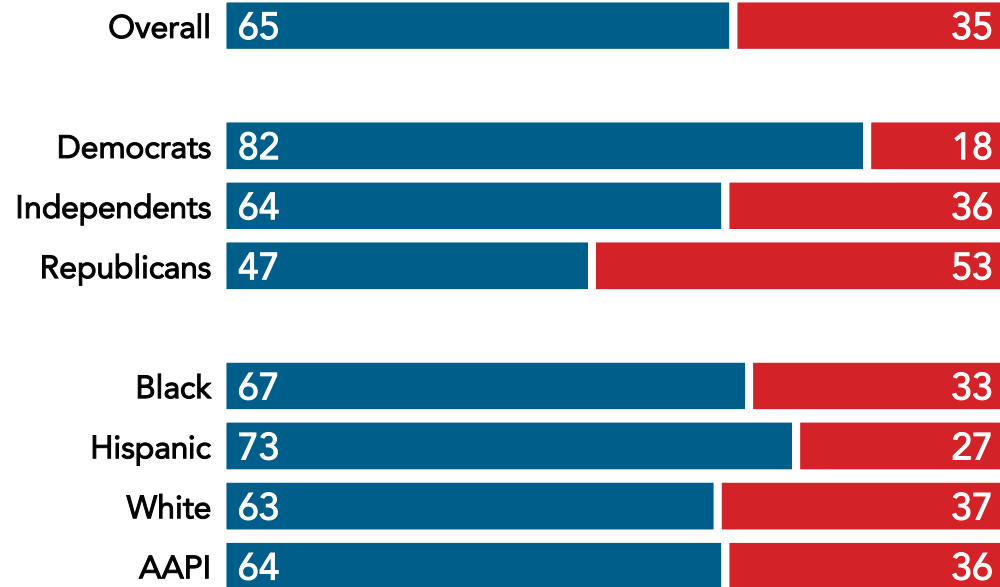
Majorities of independents favor legal status over mass deportation (64% to 36%) and a balanced approach to immigration (59%).

(Split sample) Generally speaking, which approach do you prefer?

Legal status – while we should deport violent criminals, we should find a way to provide legal status to undocumented immigrants who are working here and pass a background check, especially those who came here as children or have worked here for decades

Mass deportation – there should be a national effort to deport and remove all illegal immigrants, starting with violent criminals

Net Legal Status



Which of the following statements do you agree with more, even if neither is exactly right?

While we should deport those who have been convicted of violent crimes, we need to take care not to deport those who came here as children, have been here for many years, are working in jobs that are contributing to the country and economy, or are spouses or parents of U.S. citizens

We should quickly deport those who have been convicted of violent crimes, and if other illegal immigrants get deported along the way, then that is okay since they are here illegally, too. This is what it takes to keep our communities safe from violent criminals

Net Balanced Approach



Nationwide survey of 1,000 registered voters conducted January 9-January 13, 2025. For more info, visit navigatorresearch.org.

navigator*

About Navigator

In a world where the news cycle is the length of a tweet, our leaders often lack the real-time public-sentiment analysis to shape the best approaches to talking about the issues that matter the most. Navigator is designed to act as a consistent, flexible, responsive tool to inform policy debates by conducting research and reliable guidance to inform allies, elected leaders, and the press. Navigator is a project led by pollsters from Global Strategy Group and GBAO along with an advisory committee, including: Jessica Floyd, The Hub Project; Christina Reynolds, EMILY's List; Mike Podhorzer, AFL-CIO; Jesse Ferguson, progressive strategist; Navin Nayak, Center for American Progress Action Fund; Stephanie Valencia, EquisLabs; and Melanie Newman, Planned Parenthood Action Fund.

About the Study

Global Strategy Group conducted a public opinion survey among a sample of 1,000 registered voters from January 9-January 13, 2025. 100 additional interviews were conducted among Hispanic voters. 61 additional interviews were conducted among Asian American and Pacific Islander voters. 103 additional interviews were conducted among African American voters. 102 additional interviews were conducted among independent voters. The survey was conducted online, recruiting respondents from an opt-in online panel vendor. Respondents were verified against a voter file and special care was taken to ensure the demographic composition of our sample matched that of the national registered voter population across a variety of demographic variables. The margin of error for the full sample at the 95 percent level of confidence is +/- 3.1 percentage points. The margin of error for subgroups varies and is higher.

For Press inquiries contact:

press@navigatorresearch.org

To learn more about Navigator:

<http://navigatorresearch.org>

@NavigatorSurvey on Twitter