

navigator*

Thursday, January 23rd

Health Care and the
Budget: A Guide for
Advocates



Credit: Shutterstock/Lightspring

Key Takeaways:

- Americans trust Democrats more than Trump and Republicans on a range of issues related to health care, including Social Security and Medicare, public health, and health care broadly.
- The least popular of a slate of potential Republican health care policies are cuts to Medicare and Medicaid, a halt to research into infectious diseases, and revocation of FDA approval of several vaccines.
- Large majorities oppose cuts to veterans' health care, Medicaid and Medicare, SNAP, and Head Start, and cuts to these programs are among the most concerning means of paying for Republicans' new tax plan.
- Americans say that if Trump and Republicans in Congress pass their tax bill, the biggest beneficiaries will be the rich and big corporations.

Americans Remain Deeply Positive Towards Social Security, Medicare, and Medicaid

Roughly four in five Americans are favorable toward Social Security, Medicare, and Medicaid (79% favorable), including at least 70% of Americans across party lines.

Please indicate how favorable or unfavorable you are to each one.

/ Split Sample*

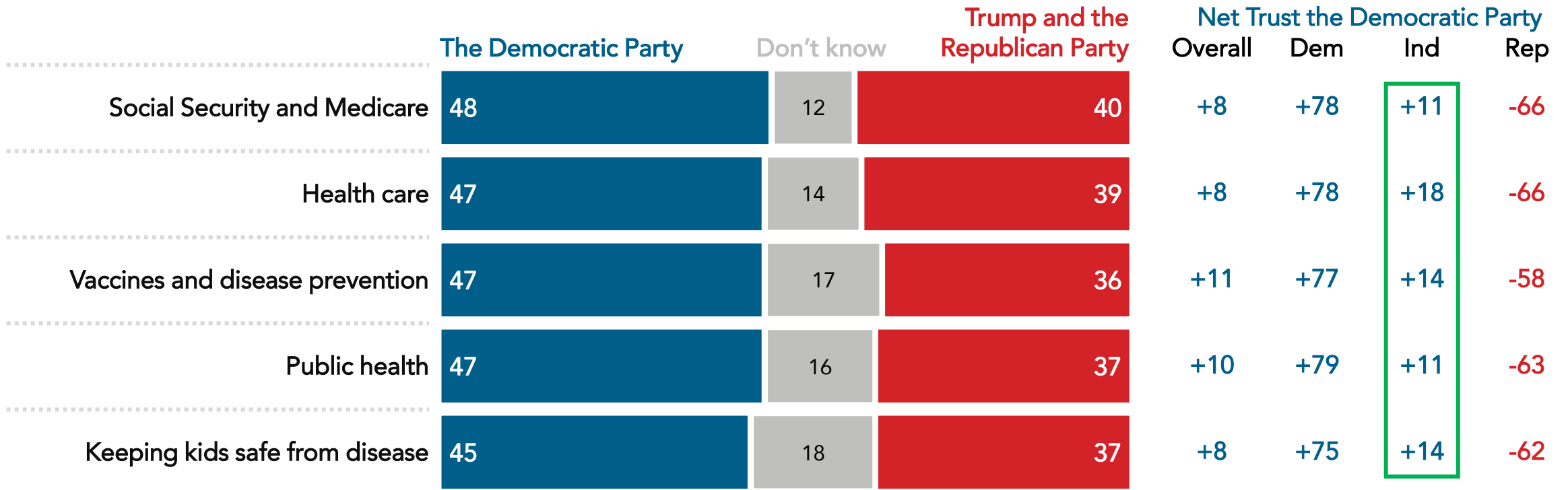


Nationwide survey of 1,000 registered voters conducted January 9-January 13, 2025.
For more info, visit navigatorresearch.org.

Democrats Have an Advantage on Health Care and Public Health Issues, Including Social Security, Medicare, and Vaccines

Independents trust the Democratic Party more than Trump and the Republican Party to handle a range of health care-related issues, from Social Security and Medicare (net +11 trust Democrats more) and public health (net +11) to health care broadly (net +18).

Please indicate who you personally trust more to handle each one.

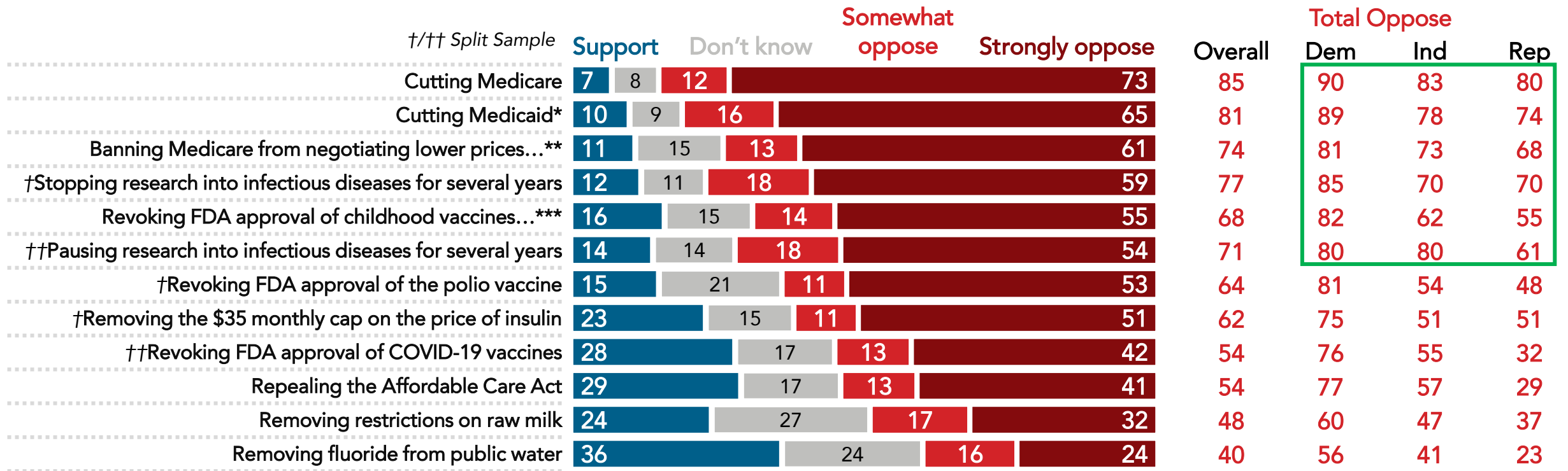


Nationwide survey of 1,000 registered voters conducted January 9-January 13, 2025. For more info, visit navigatorresearch.org.

Least Popular GOP Health Care Policies: Cuts to Medicare, Medicaid, Disease Research; Revoking Vaccine Approvals

More than four in five Americans oppose cutting Medicare (85% oppose) and Medicaid (81%), both with and without an explanation of who is covered by Medicaid.

Below is a list of policies related to health and health care. Please indicate whether you support or oppose each one.



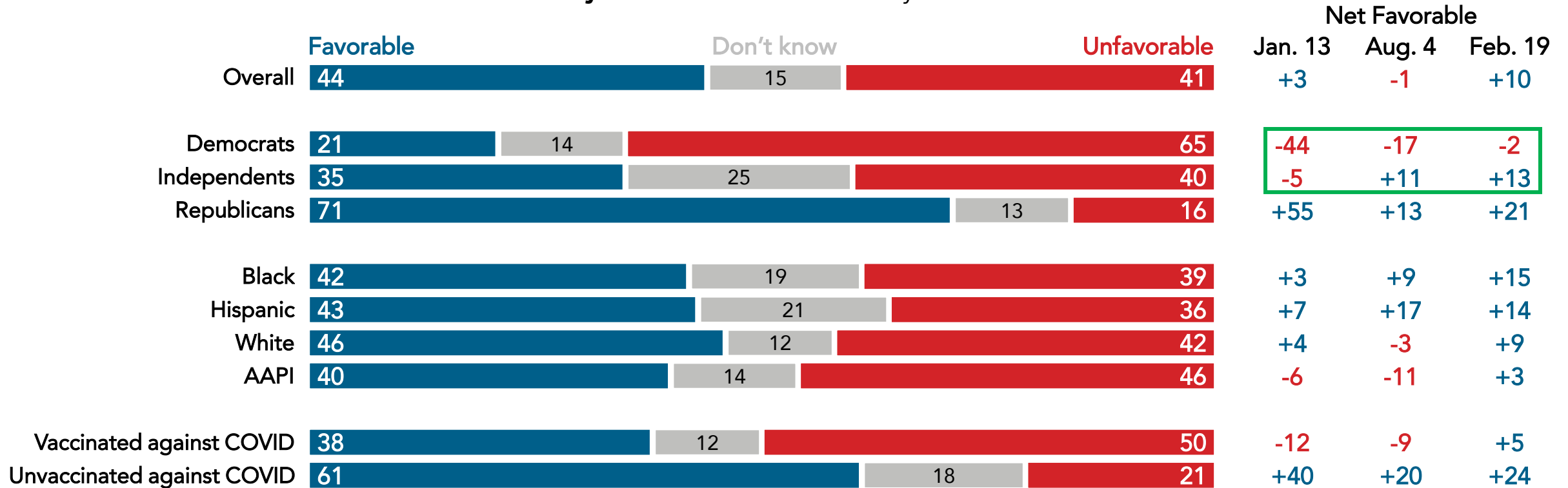
*Question text was shown to half of respondents with and half of respondents without the following language added: "which provides health care coverage for seniors in assisted living facilities and children with disabilities." Results revealed minimal differentiation and were combined to allow for greater subgroup analysis.
 Full question text included: "...for prescription drugs." *Full question text included: "...like those for measles, mumps, and rubella."
 Nationwide survey of 1,000 registered voters conducted January 9-January 13, 2025. For more info, visit navigatorresearch.org.

A Slim Plurality View RFK Jr. Positively, Driven By Republicans

While RFK Jr.'s ratings among Republicans have grown dramatically more positive since February of last year (from net +21 to net +55 favorable), his ratings have gotten worse among both independents (from net +13 to net -5) and Democrats (from net -2 to net -44).

- Those who have not received a coronavirus vaccine rate RFK Jr. very favorably (net +40 favorable), while those who have received at least one coronavirus vaccine dose rate him negatively (net -12 favorable).

Please indicate how favorable or unfavorable you are to: Robert F. Kennedy Jr.



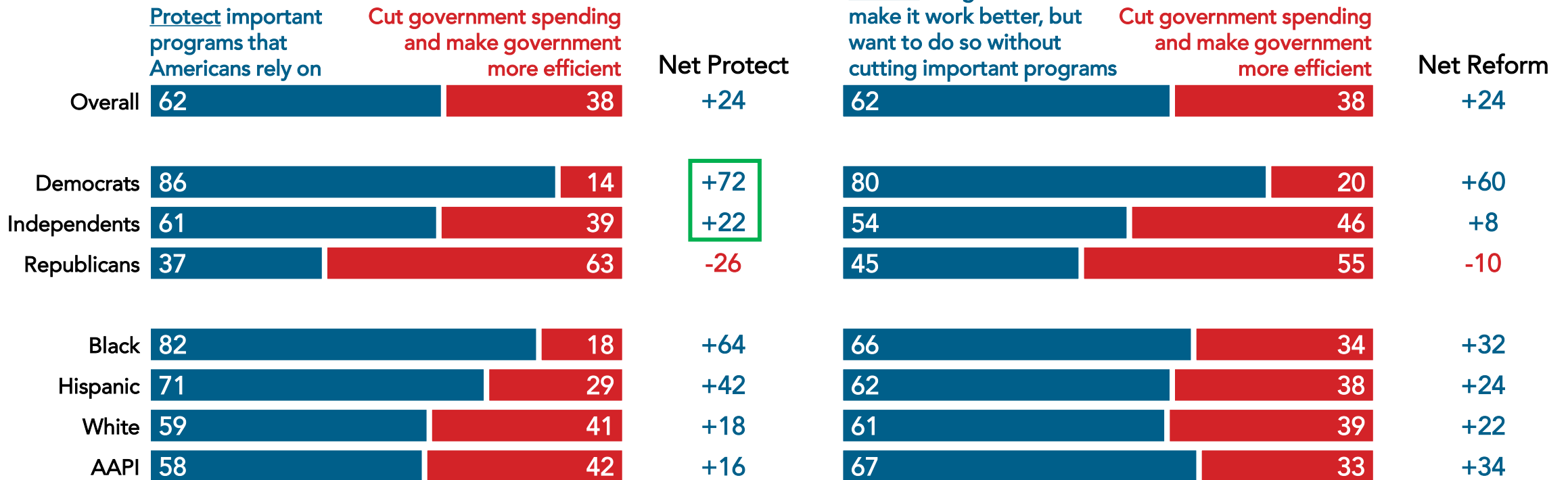
Nationwide surveys of registered voters; Each wave represents approximately 1,000 interviews taken over the prior three-five days. Latest wave conducted January 9-January 13, 2025. For more info, visit navigatorresearch.org.

“Protecting” and “Reforming” Government Programs Are Both More Popular Than Cutting Spending/Government Efficiency

Majorities of independents agree more with those who want to protect important programs or reform the government without making cuts to important programs (61% and 54%, respectively) over those who want to cut spending and make government more efficient.

(Split sample) Which side do you agree with more? Those who want to...

(Split sample) Which side do you agree with more? Those who want to...

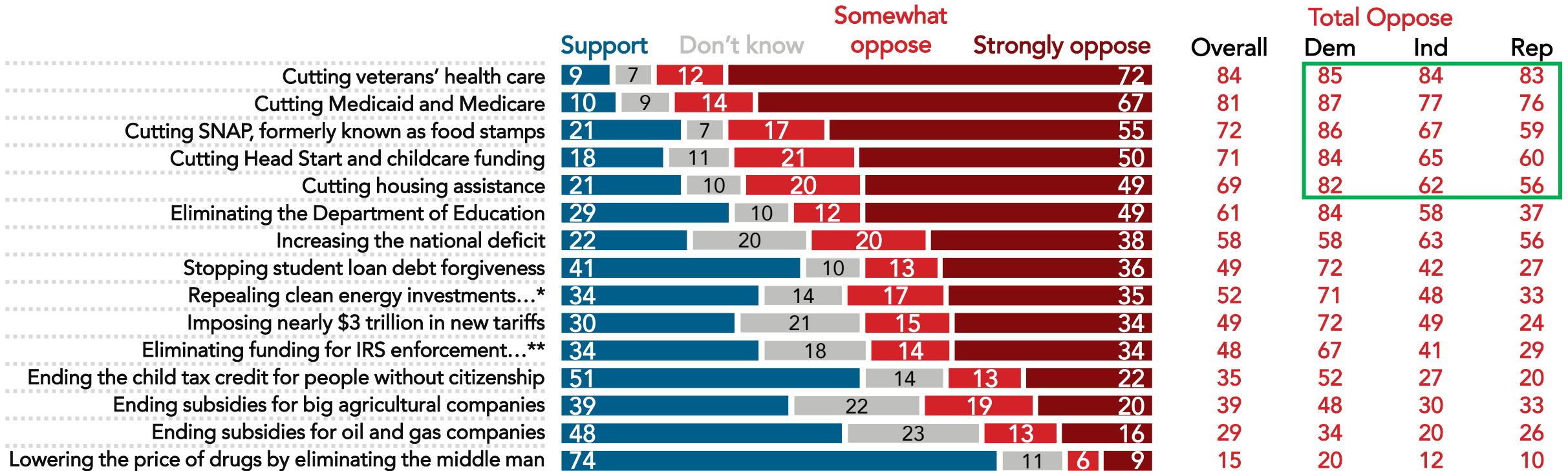


Nationwide survey of 1,000 registered voters conducted January 9-January 13, 2025. For more info, visit navigatorresearch.org.

Most Unpopular Cuts: Veterans' Health Care, Medicaid & Medicare, SNAP, Childcare Funding, Housing Assistance

Nearly three in four Americans (72%) strongly oppose cutting veterans' health care, as more than four in five Americans across party lines oppose these cuts.

As you may know, Republicans in Congress are proposing a new tax plan. In order to pay for their new tax plan, they have a series of potential policy proposals. Below are some of those proposals. Please indicate whether you support or oppose each one.

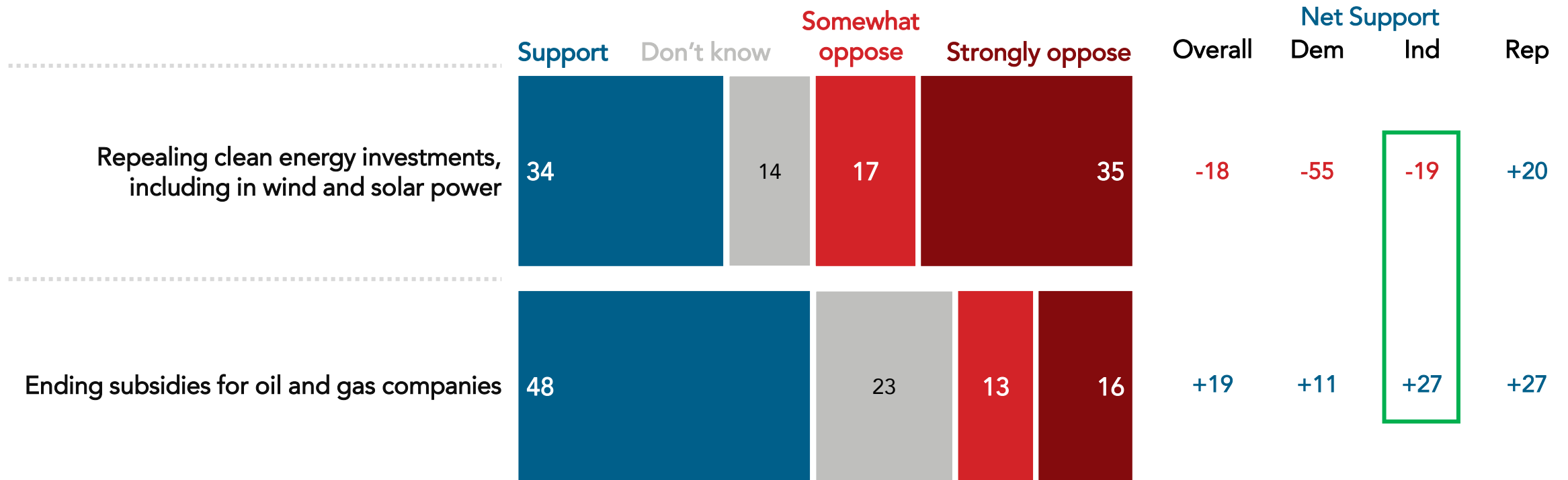


*Full question text included: "...including in wind and solar power." **Full question text included: "... of current tax laws regulating the wealthy and major corporations." Nationwide survey of 1,000 registered voters conducted January 9-January 13, 2025. For more info, visit navigatorresearch.org.

A Majority Oppose Repealing Clean Energy Investments, While Many Support Ending Subsidies for Oil and Gas Companies

Independents oppose repealing clean energy investments (net -19 support), while they support ending subsidies for oil and gas companies (net +27 support).

As you may know, Republicans in Congress are proposing a new tax plan. In order to pay for their new tax plan, they have a series of potential policy proposals. Below are some of those proposals. Please indicate whether you support or oppose each one.

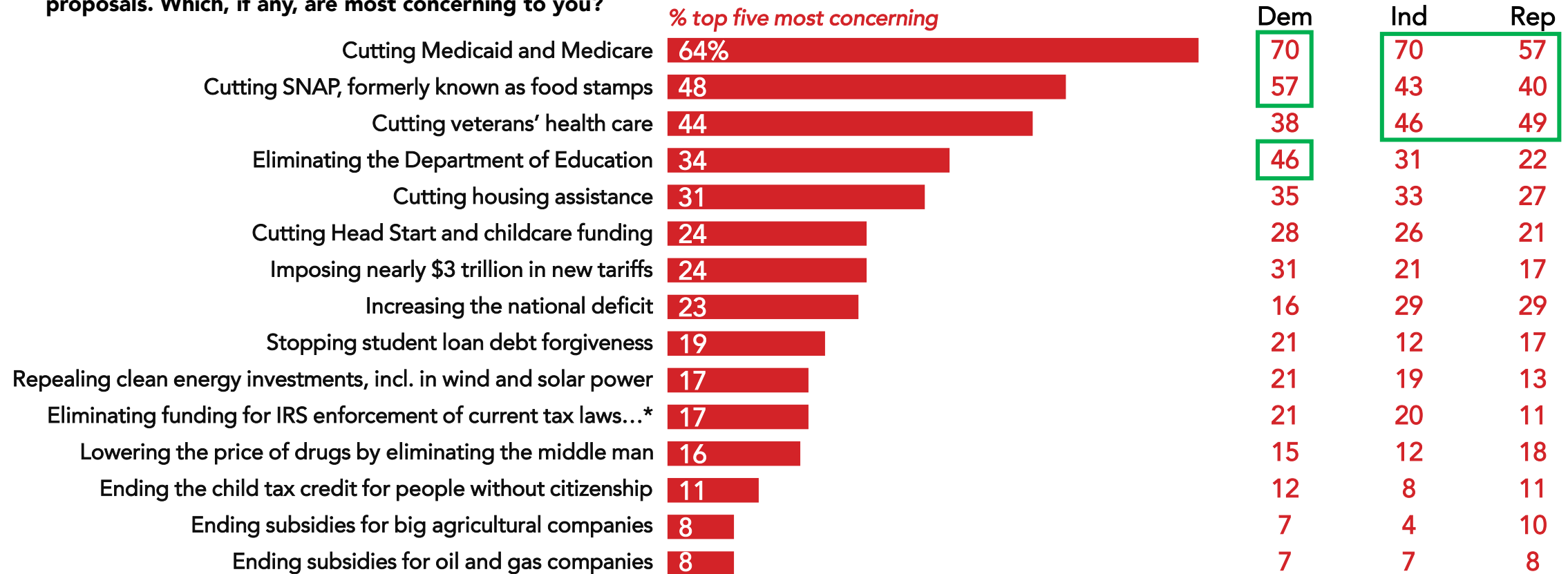


Nationwide survey of 1,000 registered voters conducted January 9-January 13, 2025. For more info, visit navigatorresearch.org.

Most Concerning Cuts to Pay for Republican Tax Plan: Medicaid/Medicare, SNAP, Veterans' Health Care

Parents are particularly concerned about cuts to Head Start (29% concerning), with concerns especially high among moms (32%).

As you may know, Republicans in Congress are proposing a new tax plan. In order to pay for their new tax plan, they have a series of potential policy proposals. Which, if any, are most concerning to you?

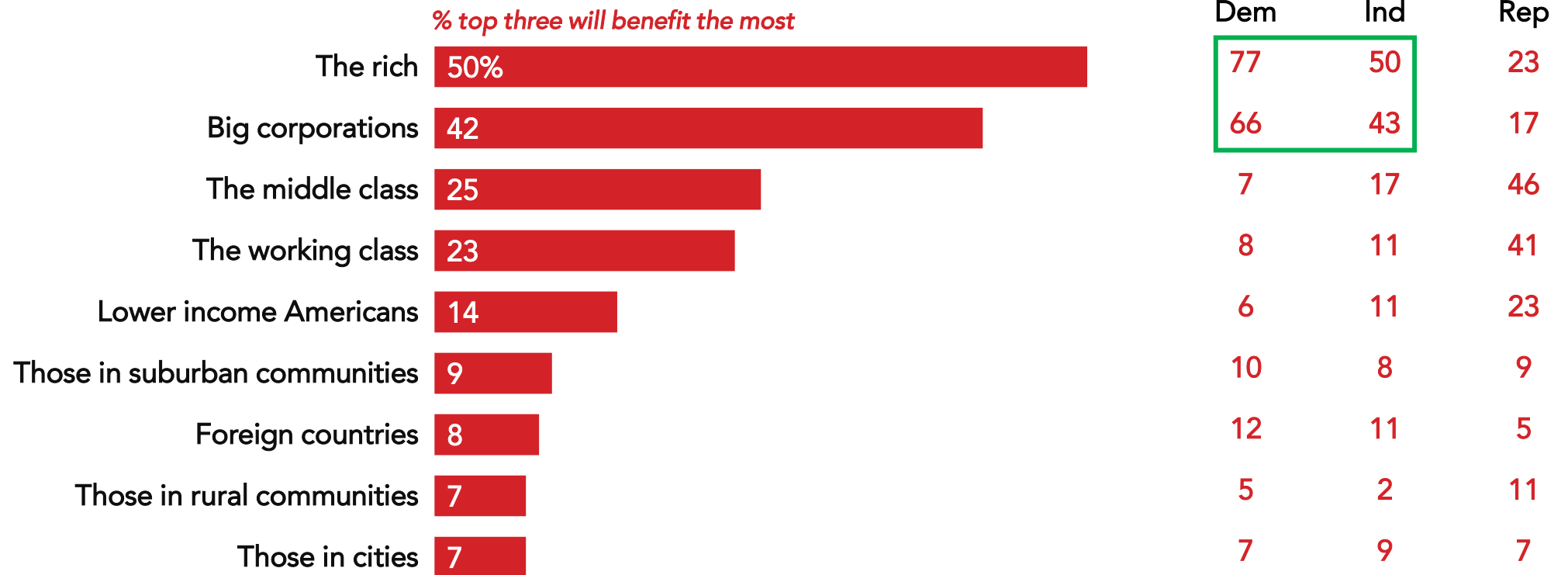


*Full question text included: "...regulating the wealthy and major corporations."
 Nationwide survey of 1,000 registered voters conducted January 9-January 13, 2025.
 For more info, visit navigatorresearch.org.

The Rich and Big Corporations Are Seen as Most Likely to Benefit From the Trump and Republican Tax Bill

Democrats and independents say that “the rich” (77% and 50% will benefit the most, respectively) and “big corporations” (66% and 43%) will benefit the most if Trump and Republicans in Congress pass their tax bill.

If Trump and Republicans in Congress pass their tax bill, who do you think will benefit the most?



Nationwide survey of 1,000 registered voters conducted January 9-January 13, 2025. For more info, visit navigatorresearch.org.

Americans Are Divided on Arguments Around Trump and Republicans' Plans

Arguments that Trump and Republicans' plans will hurt the middle class and American families or that they are only looking out for the richest Americans and big corporations are both competitive with a Republican argument in defense of their governing approach.

Which side do you agree with more, even if you do not agree with either completely?

Statement 1: Donald Trump and Republicans say they are working on one powerful bill that will secure America's border, unleash our energy potential to lower costs for hardworking families, renew the Trump tax cuts, and pull back the regulations slowing down economic growth.

Statement 2: Democrats say that Donald Trump and Republicans' plans **will hurt the middle class and American families**, defunding our education system, cutting food stamps, and cutting healthcare for veterans, seniors in assisted living facilities, and children with disabilities.

Statement 3: Democrats say that Donald Trump and Republicans **are only looking out for the richest Americans and big corporations**. They are planning to cut spending on programs middle-class Americans rely on, all to make sure that the rich and big corporations get the biggest tax break in history.

Statement 1: 49%

Statement 2: 51%

Net Statement 2: +2

Statement 1: 51%

Statement 3: 49%

Net Statement 3: -2

navigator*

About Navigator

In a world where the news cycle is the length of a tweet, our leaders often lack the real-time public-sentiment analysis to shape the best approaches to talking about the issues that matter the most. Navigator is designed to act as a consistent, flexible, responsive tool to inform policy debates by conducting research and reliable guidance to inform allies, elected leaders, and the press. Navigator is a project led by pollsters from Global Strategy Group and GBAO along with an advisory committee, including: Jessica Floyd, The Hub Project; Christina Reynolds, EMILY's List; Mike Podhorzer, AFL-CIO; Jesse Ferguson, progressive strategist; Navin Nayak, Center for American Progress Action Fund; Stephanie Valencia, EquisLabs; and Melanie Newman, Planned Parenthood Action Fund.

About the Study

Global Strategy Group conducted a public opinion survey among a sample of 1,000 registered voters from January 9-January 13, 2025. 100 additional interviews were conducted among Hispanic voters. 61 additional interviews were conducted among Asian American and Pacific Islander voters. 103 additional interviews were conducted among African American voters. 102 additional interviews were conducted among independent voters. The survey was conducted online, recruiting respondents from an opt-in online panel vendor. Respondents were verified against a voter file and special care was taken to ensure the demographic composition of our sample matched that of the national registered voter population across a variety of demographic variables. The margin of error for the full sample at the 95 percent level of confidence is +/- 3.1 percentage points. The margin of error for subgroups varies and is higher.

For Press inquiries contact:

press@navigatorresearch.org

To learn more about Navigator:

<http://navigatorresearch.org>

@NavigatorSurvey on Twitter