

navigator*

Thursday, March 6th

Trump Atmospheric:
A Guide for Advocates



Credit: Shutterstock/Chip Somodevilla

Key Takeaways:

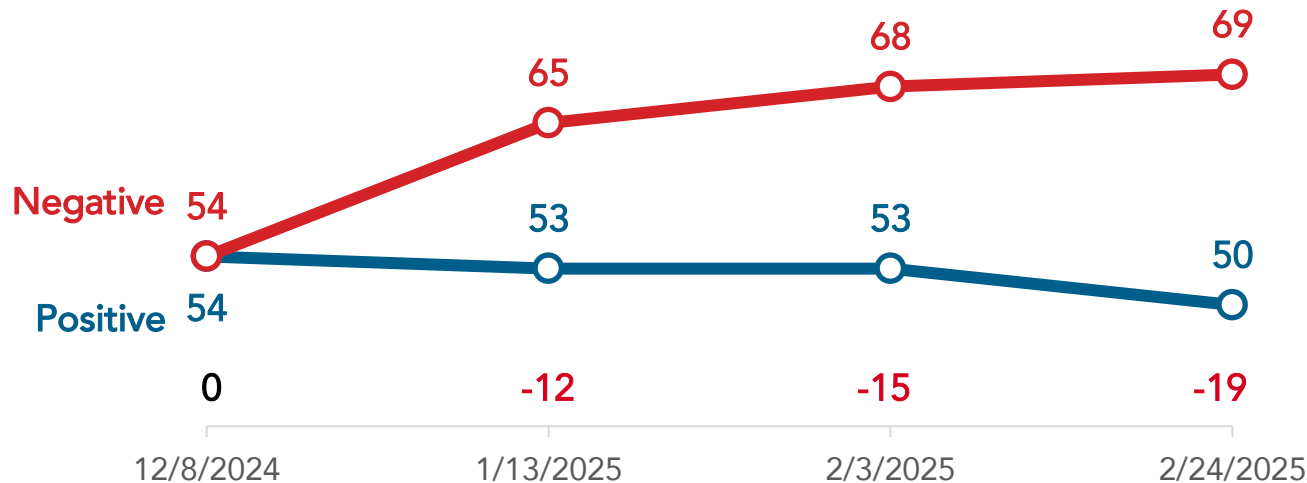
- Americans are increasingly hearing negative information about Trump, with tariffs, rising costs, Musk's involvement in the administration, and the firing of government workers standing out.
- Americans who disapprove of Trump's handling of the economy say it is because of high prices and new tariffs. Nearly nine in ten Americans say the cost of eggs is on the rise, and bipartisan majorities say the same of their costs generally.
- While inflation and the economy remain top priorities for Americans, declining shares say Trump and Republicans are focused on either.

For Those Hearing Negative on Trump, Tariffs, Mass Firings, Musk, and Actions on Ukraine Are Defining the Conversation

Americans are increasingly hearing more negative information on Trump since December, from 54% hearing negative/a mix of positive and negative information in December to 69% hearing negative/a mix of positive and negative now.

Over the past few days, has what you have seen, read, or heard recently about Donald Trump been:

[If hearing any negative] In a few words, what **negative** things have you seen, read, or heard recently about Donald Trump?



"He's firing top workers in the government."

"He is giving Musk too much freedom."

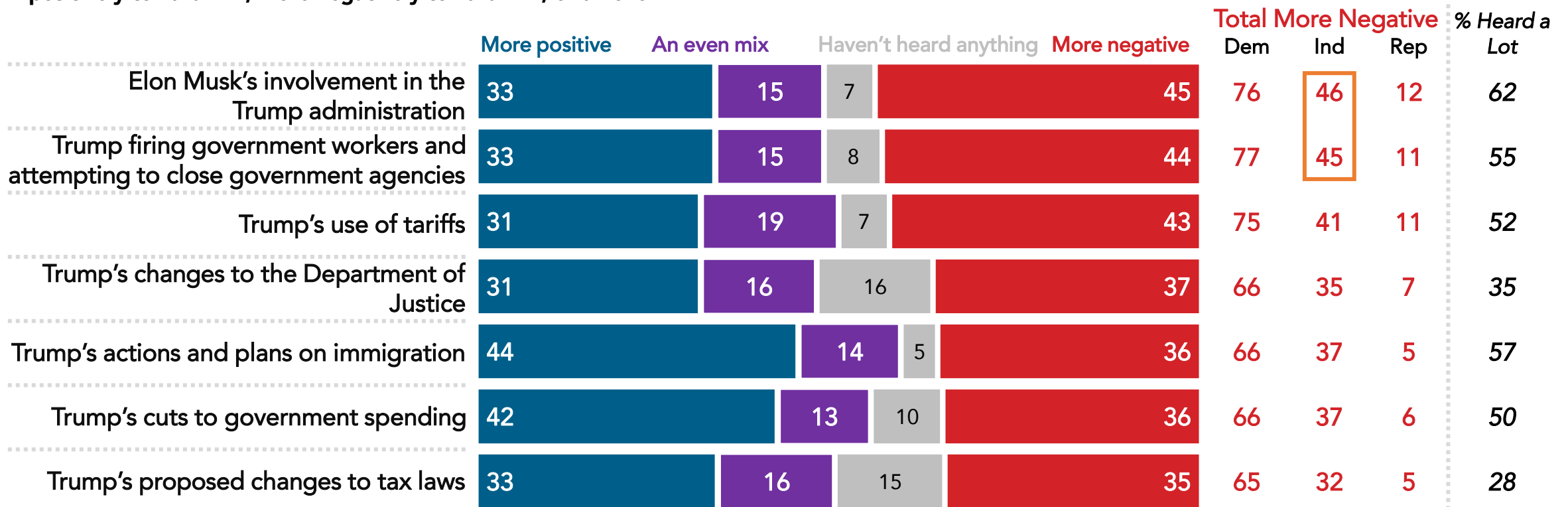
"He falsely accused the president of Ukraine starting the war with Russia."

*This latest survey fielded before the recent press conference between Donald Trump, JD Vance, and Volodymyr Zelensky on Friday, February 28th. Nationwide surveys of registered voters; Each wave represents approximately 1,000 interviews taken over the prior three-five days. Latest wave conducted February 20-February 24, 2025. For more info, visit navigatorresearch.org.

Americans Feel Most Negatively About Musk's Involvement in the Administration, Trump Firing Workers, and Higher Tariffs

Nearly half of independents say they feel more negatively towards Trump with regards to Musk's involvement in the administration (46%) and his firing of government workers and attempts to close government agencies (45%).

Below is the same list of recent events. For each one, regardless of how you feel about Trump in general, please indicate whether it makes you feel more positively toward him, more negatively toward him, or an even mix.



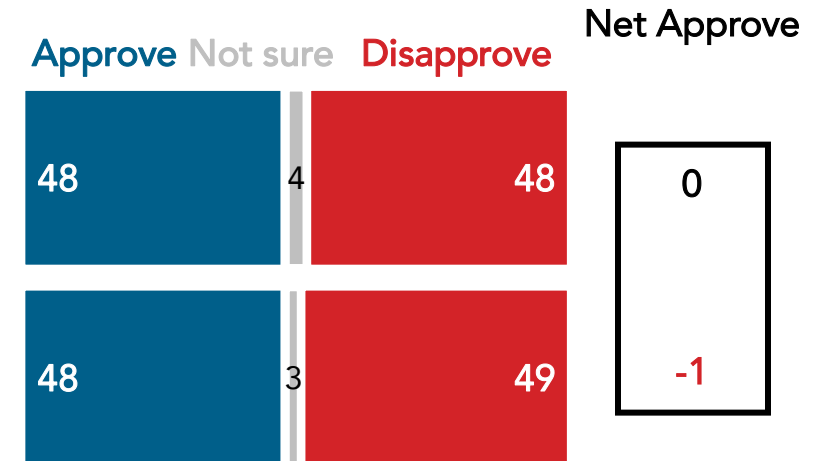
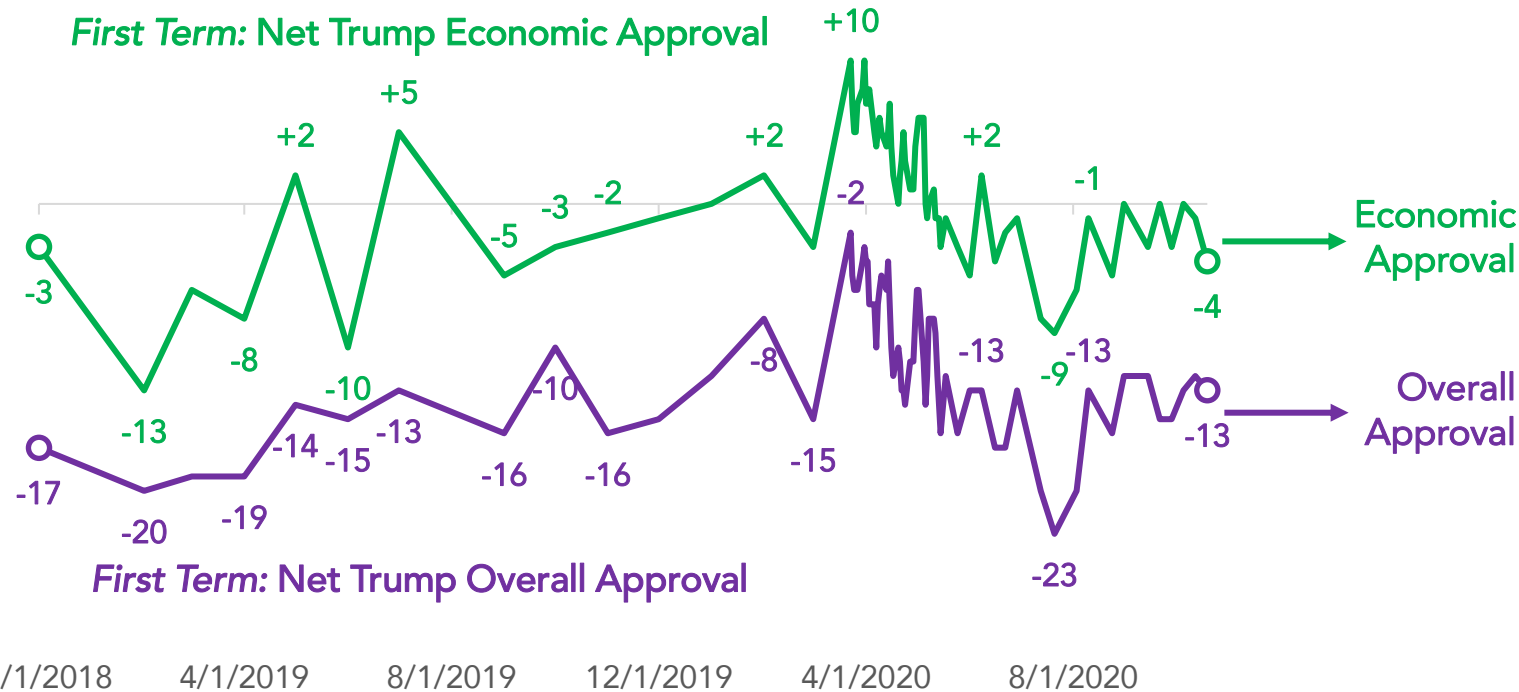
Nationwide survey of 1,000 registered voters conducted February 20-February 24, 2025. For more info, visit navigatorresearch.org.

In His First Term, Trump's Economic Approval Always Ran Ahead of Overall; Now, They Have Converged

In Navigator tracking in Trump's first term, his economic approval rating was on average almost a net 5 points higher than his overall approval rating. As of this latest wave, Trump's overall net approval rating is just one point lower than his net economic approval rating (net 0 approve on economic approval, net -1 on overall approval).

Trump First Term Approvals: Overall and on the Economy

Trump Second Term Approvals: Overall and on the Economy




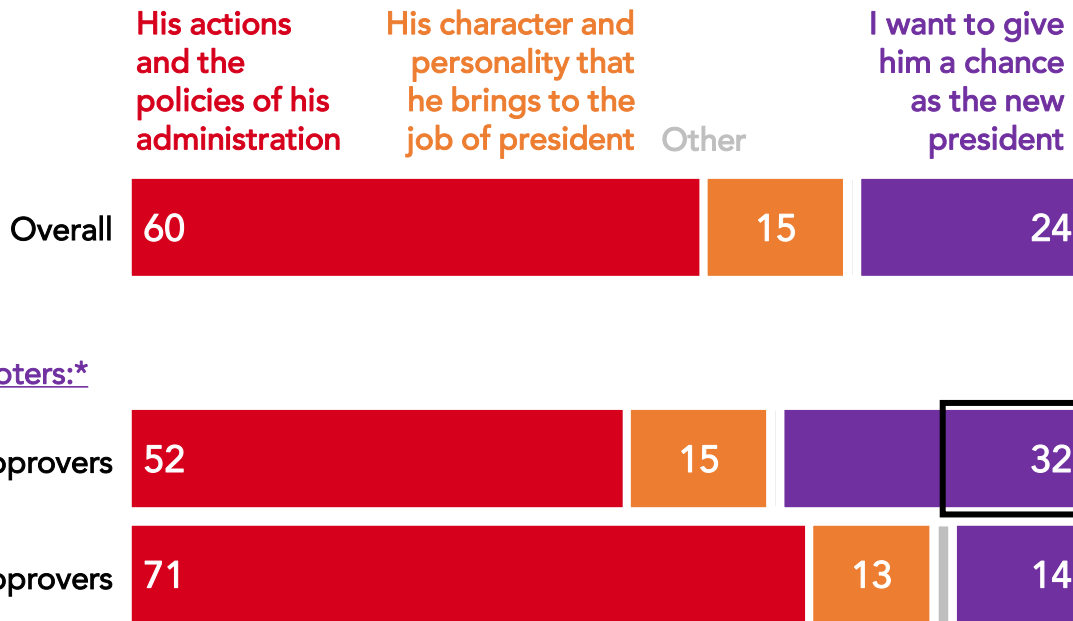
Nationwide surveys of registered voters; Each wave represents approximately 1,000 interviews taken over the prior three-five days. Latest wave conducted February 20-February 24, 2025. For more info, visit navigatorresearch.org.

A Quarter of Trump Approvers Say They "Want to Give Him a Chance"; Stronger Approvers Cite Changes to Waste & Gov't

A third of those who voted for Trump in 2024 but do not strongly approve of the job he is doing as president say they approve not because of his actions and policies nor his character and personality, but rather because they want to give him a chance as president (32%).

[If approve of Trump overall and split sample; 24% of audience] Earlier you indicated that you approve of the way Donald Trump is handling his job as president. What makes you say that?

[If approve of Trump overall and split sample; 24% of audience] Earlier you indicated that you approve of the way Donald Trump is handling his job as president. What makes you say that?



"He has exposed wasteful spending."

"He is making the necessary changes for our country to thrive."

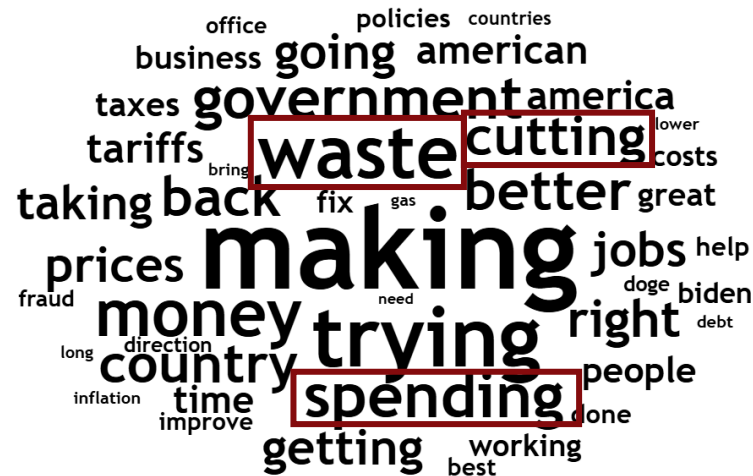
"He is delivering the promises he made on the campaign trail."

*"2024 Trump, Strong Approvers" are self-reported 2024 Trump voters who strongly approve of the job he's doing as president; "2024 Trump, Not-Strong Approvers" are self-reported 2024 Trump voters who do not strongly approve of the job he's doing as president. Nationwide survey of 1,000 registered voters conducted February 20-February 24, 2025. For more info, visit navigatorresearch.org.

On the Economy, Prices Rising, New Tariffs, and Looking Out for the Rich Over the Middle Class Hurts Trump

Among the 48% who disapprove of how Trump is handling the economy, the main issues they bring up are higher tariffs and costs/prices increasing. They also mention Trump focusing on the rich.

[If approve of Trump on the economy; 48% of audience] Earlier you indicated that you **approve** of the way Donald Trump is handling the economy. What makes you say that?



"He's getting rid of waste and fraud."

"He's cancelling the harm that Biden did to this country."

"He is cutting spending and getting rid of debt."

[If disapprove of Trump on the economy; 48% of audience] Earlier you indicated that you **disapprove** of the way Donald Trump is handling the economy. What makes you say that?



"People are losing jobs and prices are rising out of control."

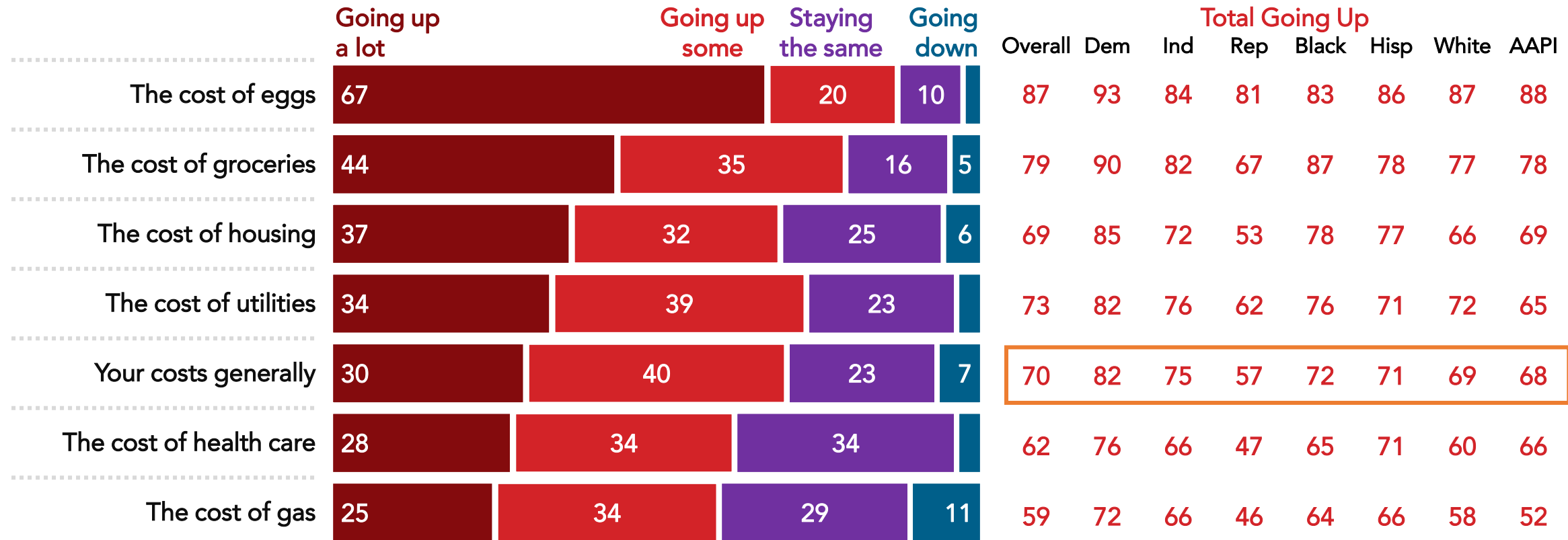
"He is unnecessarily imposing tariffs, which will make prices go up."

"He promised an economic recovery and all we've seen are rising costs."

Nearly Nine in Ten Say Egg Costs Are on the Rise; Bipartisan Majorities Say Their Costs Generally Are Also Going Up

Majorities of Americans across party lines say their costs generally are going up, including 57% of Republicans.

Please indicate, for each one, whether you feel like those costs are going up, going down, or staying the same.

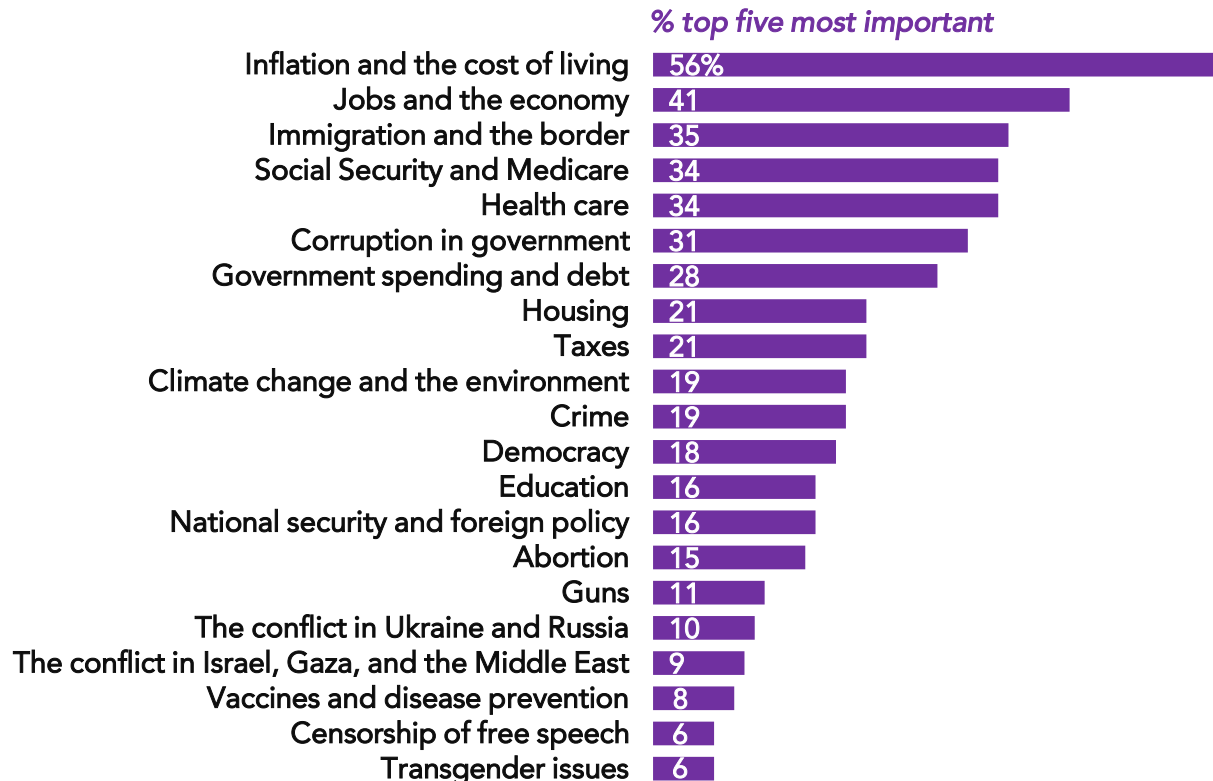


Nationwide survey of 1,000 registered voters conducted February 20-February 24, 2025. For more info, visit navigatorresearch.org.

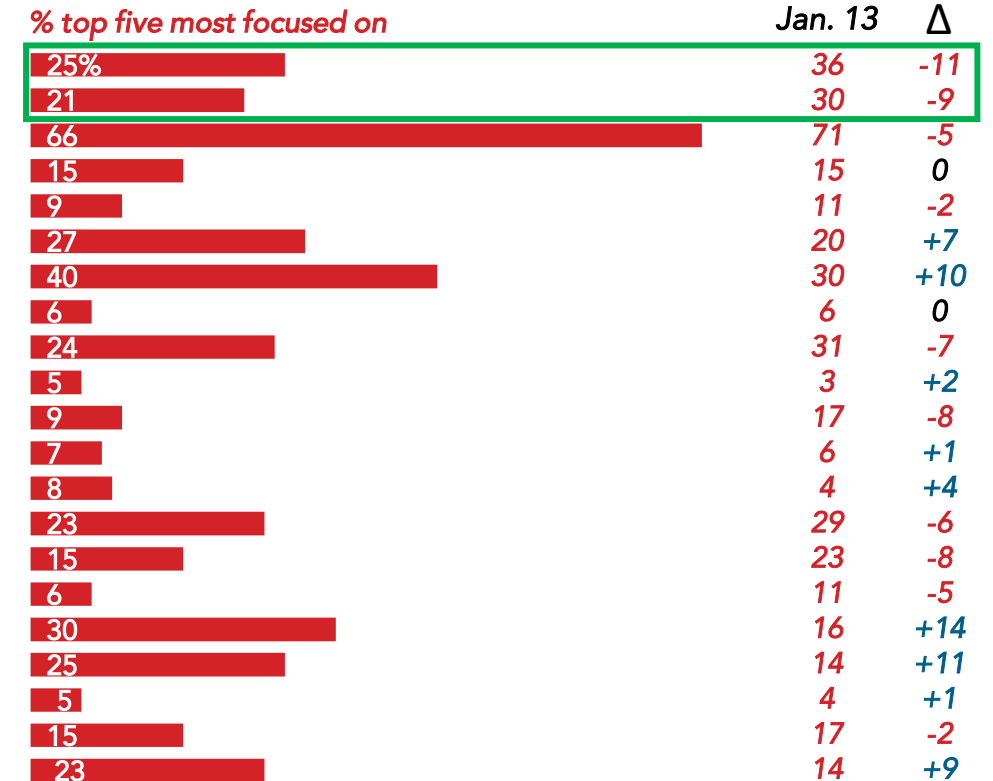
Declining Shares Say Trump and Republicans Are Focused on Americans' Priorities of Inflation, Jobs and the Economy

Since the beginning of January, Trump and Republicans are less seen as focusing on inflation (from 36% in January to 25% now) and jobs and the economy (from 30% to 21%).

Which do you feel are most important for the President and Congress to focus on?



Which do you think Donald Trump and Republicans in Congress are most focused on?

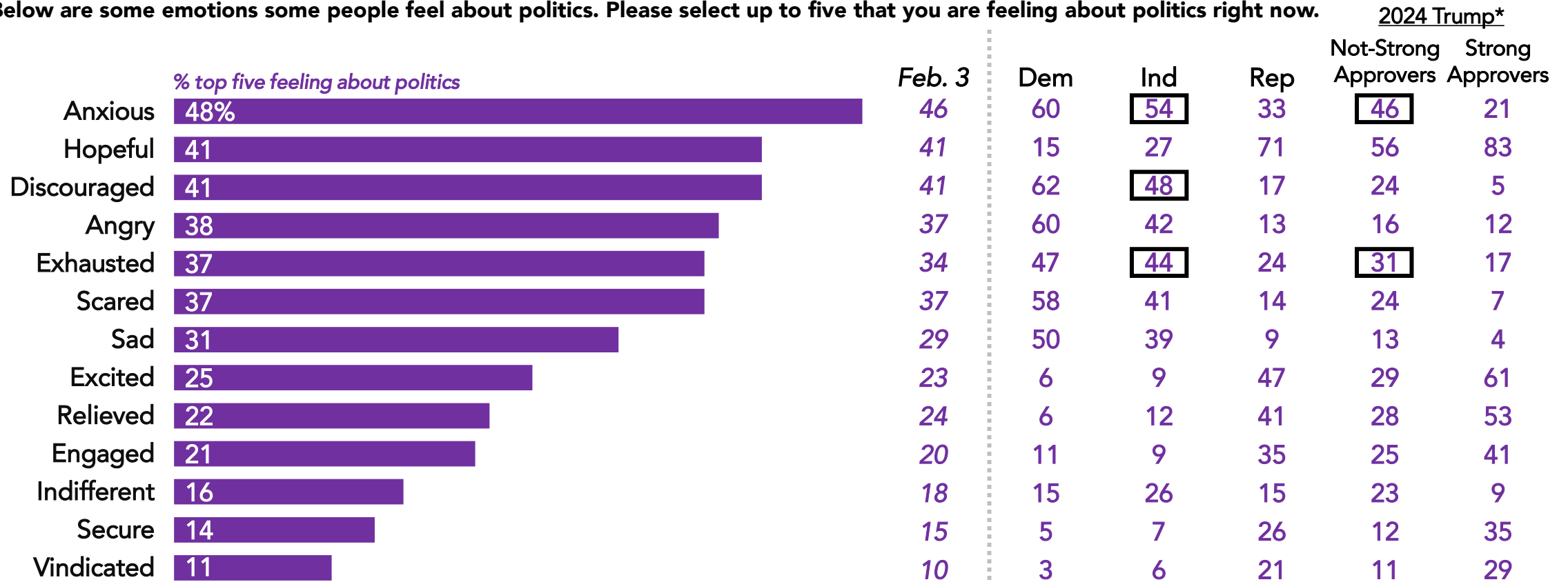


Nationwide surveys of registered voters; Each wave represents approximately 1,000 interviews taken over the prior three-five days. Latest wave conducted February 20-February 24, 2025. For more info, visit navigatorresearch.org.

Americans Remain Anxious, Hopeful, Discouraged in Face of Trump Actions

Nearly half of Americans (48%) are feeling anxious about politics, including 54% of independents and 46% of 2024 voters who do not strongly approve of the job Trump is doing.

Below are some emotions some people feel about politics. Please select up to five that you are feeling about politics right now.

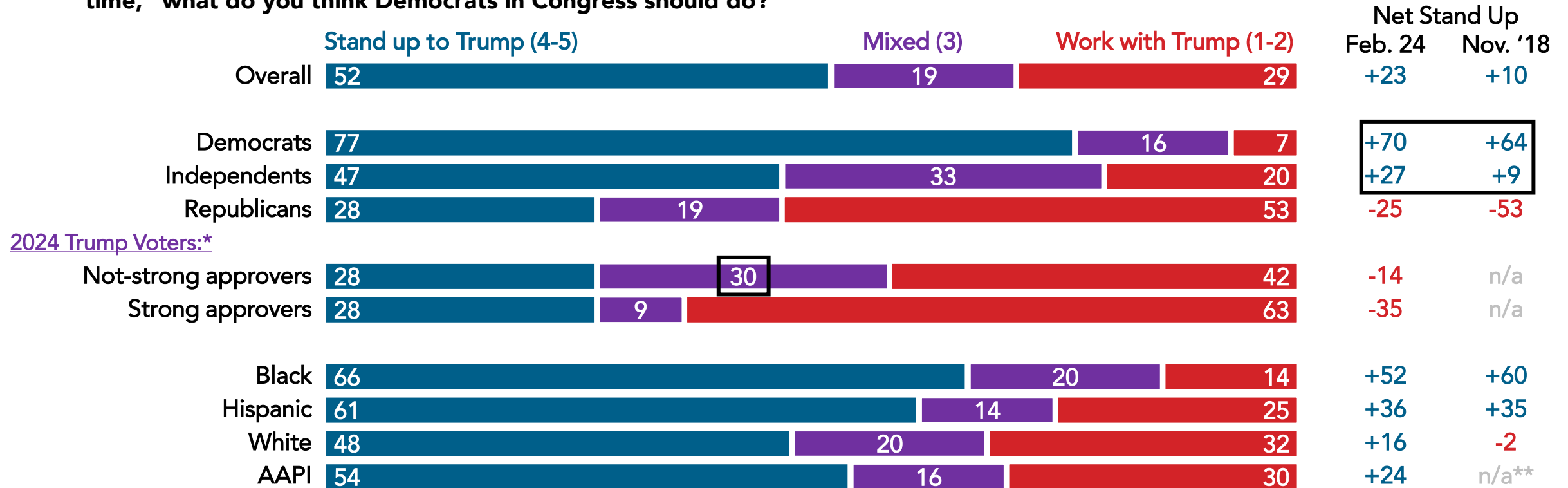


*"2024 Trump, Strong Approvers" are self-reported 2024 Trump voters who strongly approve of the job he's doing as president; "2024 Trump, Not-Strong Approvers" are self-reported 2024 Trump voters who do not strongly approve of the job he's doing as president. Nationwide surveys of registered voters; Each wave represents approximately 1,000 interviews taken over the prior three-five days. Latest wave conducted February 20-February 24, 2025. For more info, visit navigatorresearch.org.

Majorities Want to See Democrats Stand Up to Trump – More Than Said As Much Before the 2018 Midterms

Since November of 2018, Democrats (from net +64 stand up to net +70) and independents (from net +9 stand up to net +27) have grown more supportive of Democrats in Congress standing up to Trump than working with him.

On a scale of 1 to 5, where 1 means “work with President Trump all the time” and 5 means “stand up to President Trump all the time,” what do you think Democrats in Congress should do?



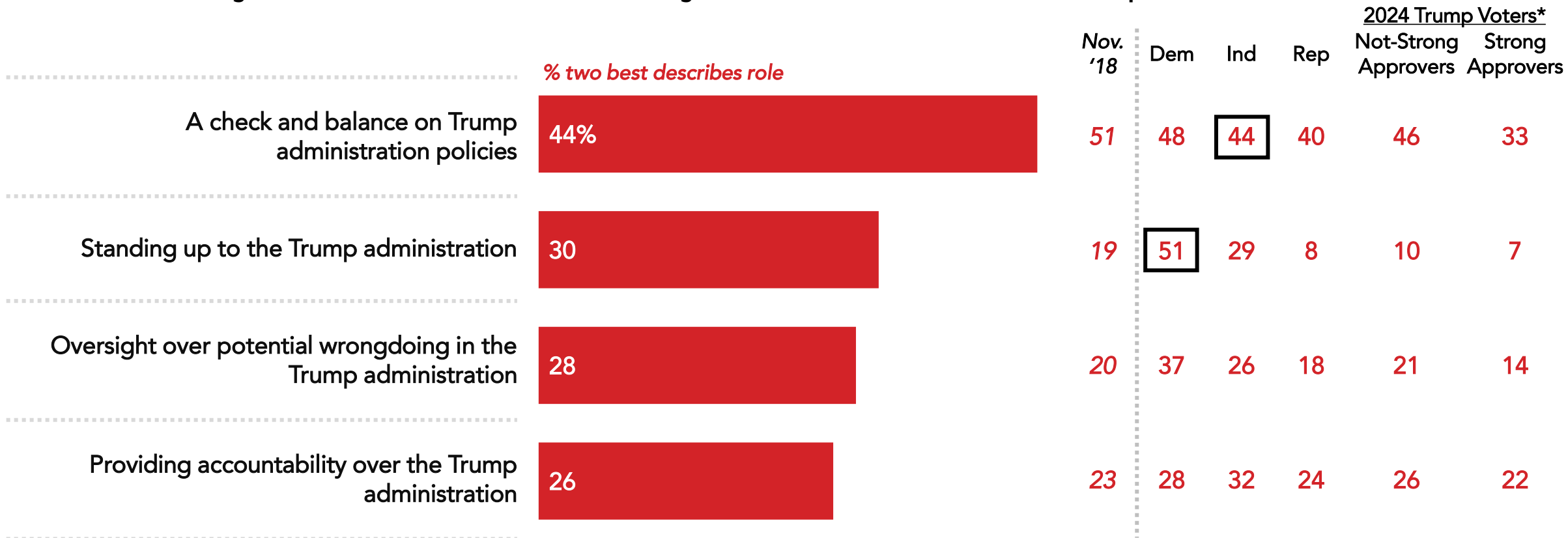
*"2024 Trump, Strong Approvers" are self-reported 2024 Trump voters who strongly approve of the job he's doing as president; "2024 Trump, Not-Strong Approvers" are self-reported 2024 Trump voters who do not strongly approve of the job he's doing as president.

**The previous survey's sample size of this group was too small to show results. Nationwide surveys of registered voters; Each wave represents approximately 1,000 interviews taken over the prior three-five days. Latest wave conducted February 20-February 24, 2025. For more info, visit navigatorresearch.org.

Americans Most Want Democrats to Serve As a Check and Balance On Trump and to Stand Up To Him

Since November of 2018, there has been an 11-point increase in the share who want Democrats to stand up to Trump (from 19% then to 30% now). Independents say “a check and balance” best describes what Democrats’ role in government should be (44%).

Which of the following best describes what the Democrats' role in government should be in relation to the Trump administration?



*"2024 Trump, Strong Approvers" are self-reported 2024 Trump voters who strongly approve of the job he's doing as president; "2024 Trump, Not-Strong Approvers" are self-reported 2024 Trump voters who do not strongly approve of the job he's doing as president. Nationwide surveys of registered voters; Each wave represents approximately 1,000 interviews taken over the prior three-five days. Latest wave conducted February 20-February 24, 2025. For more info, visit navigatorresearch.org.

Americans Feel Democrats Should Support a Budget if It Meets Their Conditions, Rather Than Object No Matter What

Seven in ten Americans feel that Democrats should support a budget if it meets their conditions, including bipartisan majorities.

Which is closer to your view, even if you don't agree with either side fully?

Democrats who say they should be willing to support a budget, as long as it meets their conditions: that it doesn't cut education from schools, take healthcare that people depend on, or defund research into lifesaving cures

Democrats who say they have to go along with whatever budget President Trump and Republicans in Congress come up with because Republicans are in the majority



Democrats who say they need to oppose the budget and threaten to shutdown the government to stop Elon Musk's illegal power grab and Trump's outrageous budget cuts

Net Agree With Democrats Pushing Back
Overall Dem Ind Rep

+40	+76	+44	+4
-----	-----	-----	----

+8	+56	+24	-44
----	-----	-----	-----

Nationwide survey of 1,000 registered voters conducted February 20-February 24, 2025. For more info, visit navigatorresearch.org.

Trump and Republicans' Greatest Advantages Over Democrats Come on Spending, Getting Things Done, and Getting Results

Democrats are more trusted on Social Security and Medicare (net +10 trust Democrats), education (net +7), and following the Constitution (net +6); Republicans are more trusted on inflation (net -7), getting things done (net -14), getting results (net -14), and government spending and debt (net -14).

Please indicate who you personally trust more to handle each one.

	Net Trust the Democratic Party			Overall	2024 Trump*				
	The Democratic Party	DK	Trump and the Republican Party		Dem	Ind	Rep	Not-Strong Approvers	Strong Approvers
Social Security and Medicare	49	12	39	+10	+80	+14	-64	-35	-87
Education	47	13	40	+7	+79	+15	-68	-48	-87
**Following the Constitution	47	12	41	+6	+82	+19	-76	-55	-92
Protecting the rule of law	44	14	42	+2	+76	+6	-75	-56	-91
***Defending the Constitution	43	15	42	+1	+73	-6	-70	-47	-88
Inflation and the cost of living	40	13	47	-7	+66	-13	-81	-69	-92
Getting things done	37	12	51	-14	+61	-19	-89	-77	-97
Getting results	37	12	51	-14	+60	-16	-89	-80	-96
Government spending and debt	36	14	50	-14	+58	-14	-87	-75	-94

**2024 Trump, Strong Approvers" are self-reported 2024 Trump voters who strongly approve of the job he's doing as president; "2024 Trump, Not-Strong Approvers" are self-reported 2024 Trump voters who do not strongly approve of the job he's doing as president. Nationwide survey of 1,000 registered voters conducted February 20-February 24, 2025. For more info, visit navigatorresearch.org.

navigator*

About Navigator

In a world where the news cycle is the length of a tweet, our leaders often lack the real-time public-sentiment analysis to shape the best approaches to talking about the issues that matter the most. Navigator is designed to act as a consistent, flexible, responsive tool to inform policy debates by conducting research and reliable guidance to inform allies, elected leaders, and the press. Navigator is a project led by pollsters from Global Strategy Group and GBAO along with an advisory committee, including: Jessica Floyd, The Hub Project; Christina Reynolds, EMILY's List; Mike Podhorzer, AFL-CIO; Jesse Ferguson, progressive strategist; Navin Nayak, Center for American Progress Action Fund; Stephanie Valencia, EquisLabs; and Melanie Newman, Planned Parenthood Action Fund.

About the Study

Global Strategy Group conducted a public opinion survey among a sample of 1,000 registered voters from February 20-February 24, 2025. 100 additional interviews were conducted among Hispanic voters. 74 additional interviews were conducted among Asian American and Pacific Islander voters. 100 additional interviews were conducted among African American voters. 100 additional interviews were conducted among independent voters. The survey was conducted online, recruiting respondents from an opt-in online panel vendor. Respondents were verified against a voter file and special care was taken to ensure the demographic composition of our sample matched that of the national registered voter population across a variety of demographic variables. The margin of error for the full sample at the 95 percent level of confidence is +/- 3.1 percentage points. The margin of error for subgroups varies and is higher.

For Press inquiries contact:

press@navigatorresearch.org

To learn more about Navigator:

<http://navigatorresearch.org>

@NavigatorSurvey on Twitter