

navigator*

Tuesday, April 1st

Medicaid: A Guide for
Advocates



Credit: Shutterstock/Lightspring

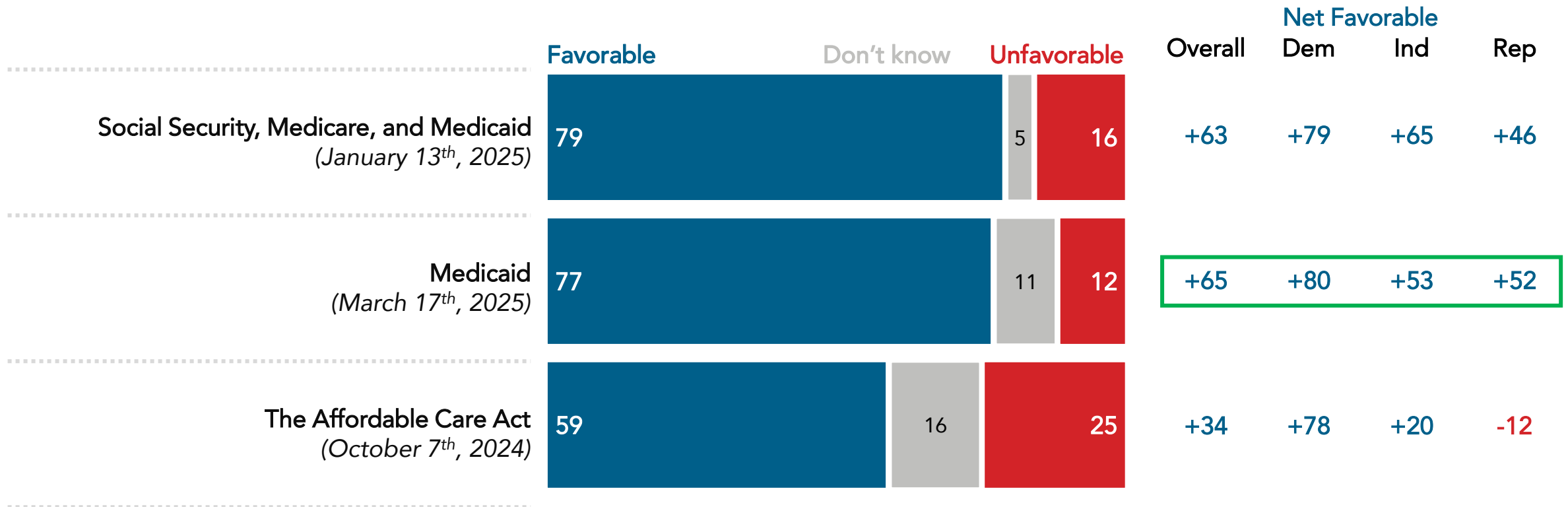
Key Takeaways:

- Democrats are more trusted than Trump and Republicans on health care, but still, one in ten Americans do not know who to trust more on this and related issues, particularly independents and younger Americans.
- Americans are more likely to believe that Trump and Republicans in Congress will cut Medicaid, SNAP, and the Affordable Care Act; fewer believe they will cut Social Security and Medicare, though roughly half think each is in jeopardy.
- The most concerning items tested about Republicans on health care are Elon Musk's recent comments that Social Security is a "Ponzi scheme" and saying entitlements must be cut. Reading this and other recent actions and comments drives Americans to feel like Social Security, Medicare, and Medicaid are more likely to face cuts from Trump and Republicans in Congress.

Medicaid Is Deeply and Broadly Popular

Bipartisan majorities view both “Social Security, Medicare, and Medicaid” and “Medicaid” favorably, though views are more mixed on the Affordable Care Act (particularly among Republicans, who rate it negatively by 12 points).

Please indicate how favorable or unfavorable you are to each one.



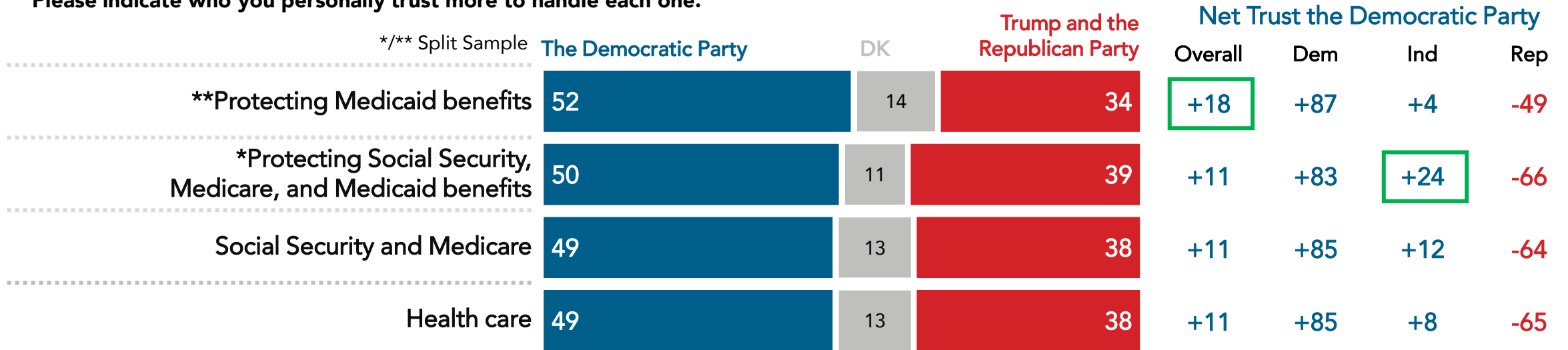
Nationwide surveys of registered voters; Each wave represents approximately 1,000 interviews taken over the prior three-five days. Latest wave conducted March 13-March 17, 2025. For more info, visit navigatorresearch.org.

Democrats Retain Advantages on Health Care, a Relative Weak Point for Trump and His Party

Americans trust the Democratic Party more than Trump and the Republican Party on a range of health care-related issues, including “protecting Medicaid benefits” (net +18 trust the Democratic Party more).

- At the same time, a near-majority disapprove of Trump’s handling of health care (net -7 approve overall, net -16 among independents).

Please indicate who you personally trust more to handle each one.



Please indicate whether you approve or disapprove of the way Donald Trump is handling each one.



Nationwide survey of 1,000 registered voters conducted March 13-March 17, 2025. For more info, visit navigatorresearch.org.

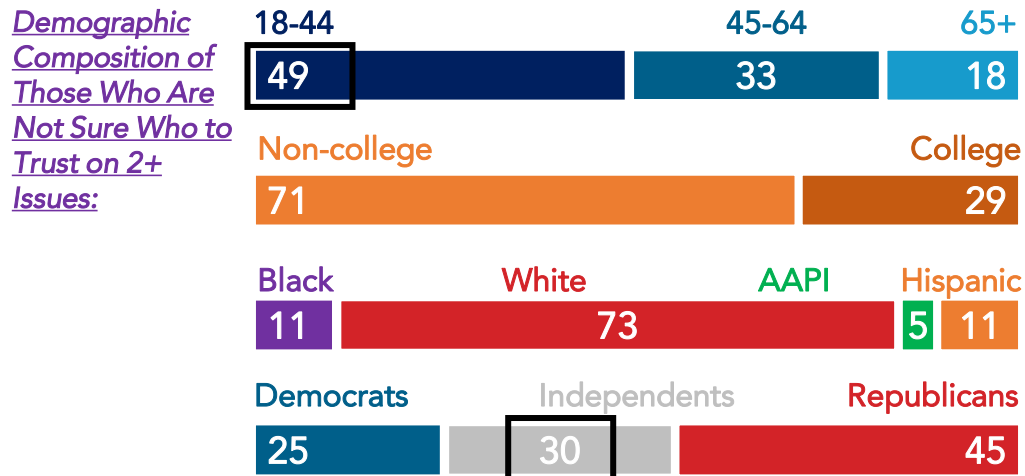
More Than One in Ten Americans Are Not Sure Whether to Trust Democrats or Trump/Republicans More on Health Care

Groups that are particularly likely to fall into this health care persuadables category include independents (38% are health care persuadable), 2024 non-voters (32%), less politically engaged Americans (24%), and moderates (22%).

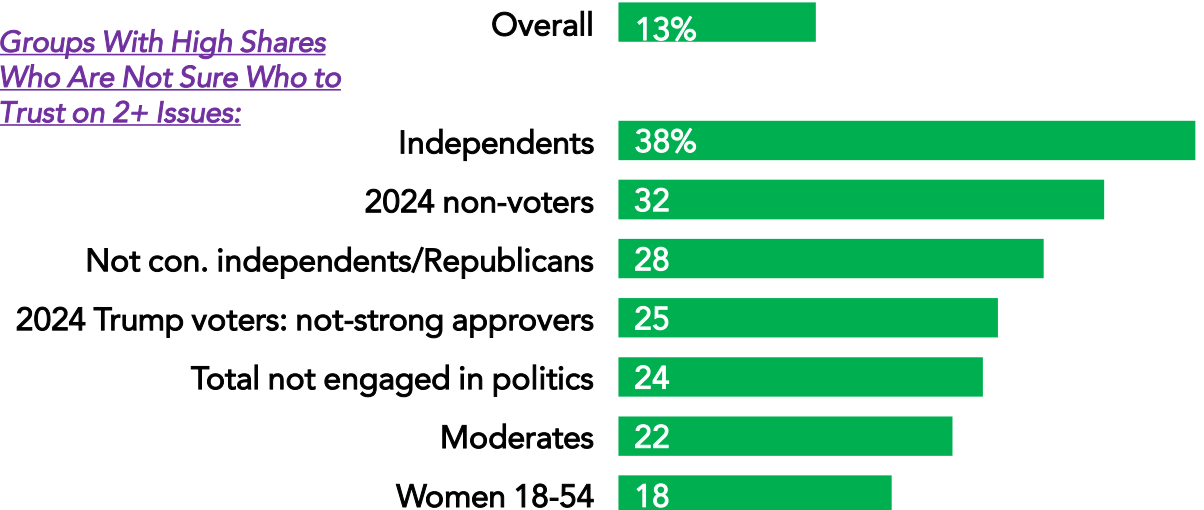
Health Care Persuadables (13% of Americans):

Not sure who to trust more on 2+ health care issues:

Please indicate who you personally trust more to handle each one (the **Democratic Party** or **Trump and the Republican Party**):
Protecting Medicaid benefits; Protecting Social Security, Medicare, and Medicaid benefits; Social Security and Medicare; Health care



Groups With High Shares Who Are Not Sure Who to Trust on 2+ Issues:



Nationwide survey of 1,000 registered voters conducted March 13-March 17, 2025. For more info, visit navigatorresearch.org.

Americans See Low-Income People, People With Disabilities, and Seniors as Most Likely to Receive Benefits From Medicaid

Only 12% believe undocumented immigrants are among the most likely to receive benefits from Medicaid, driven by higher numbers among Republicans – but even among Republicans, only 17% say undocumented immigrants are among the most likely.

Below is a list of people and groups. Please select the **THREE** you think are most likely to receive benefits from Medicaid.

	<i>% three most likely to receive benefits</i>	Dem	Ind	Rep	Black	Hisp.	White	AAPI	Health Care Persuadable*
Low-income Americans	65%	63	55	68	49	57	69	63	55
People with disabilities	59	57	62	59	47	53	61	56	53
Seniors	47	48	39	48	45	39	48	58	40
Children	37	40	39	34	40	38	38	32	31
Pregnant women	22	19	26	23	25	27	21	13	19
People like me	14	11	13	18	16	20	13	10	11
Undocumented immigrants	12	7	7	17	7	11	13	3	10
Middle class Americans	9	8	8	10	14	12	8	9	7
Wealthy Americans	4	5	3	3	10	7	2	6	4

*"Health care persuadables" include respondents who say they are not sure whether to trust the Democratic Party or Trump and the Republican Party more on at least two health care-related issues. Nationwide survey of 1,000 registered voters conducted March 13-March 17, 2025. For more info, visit navigatorresearch.org.

Many Americans Receive or Know Someone Who Receives Benefits From Social Security, Medicare, Medicaid, SNAP

Three in five Americans know someone who receives benefits from Medicaid (60%).

- Larger majorities of women (63% know someone who receives Medicaid benefits), 18–44-year-olds (70%), 45–64-year-olds (63%), non-college educated Americans (65%), Democrats (65%), and independents (63%) know someone who receives Medicaid benefits.

Below is a list of government programs. Please indicate whether you, or anyone you know, receives benefits from each of the following programs.

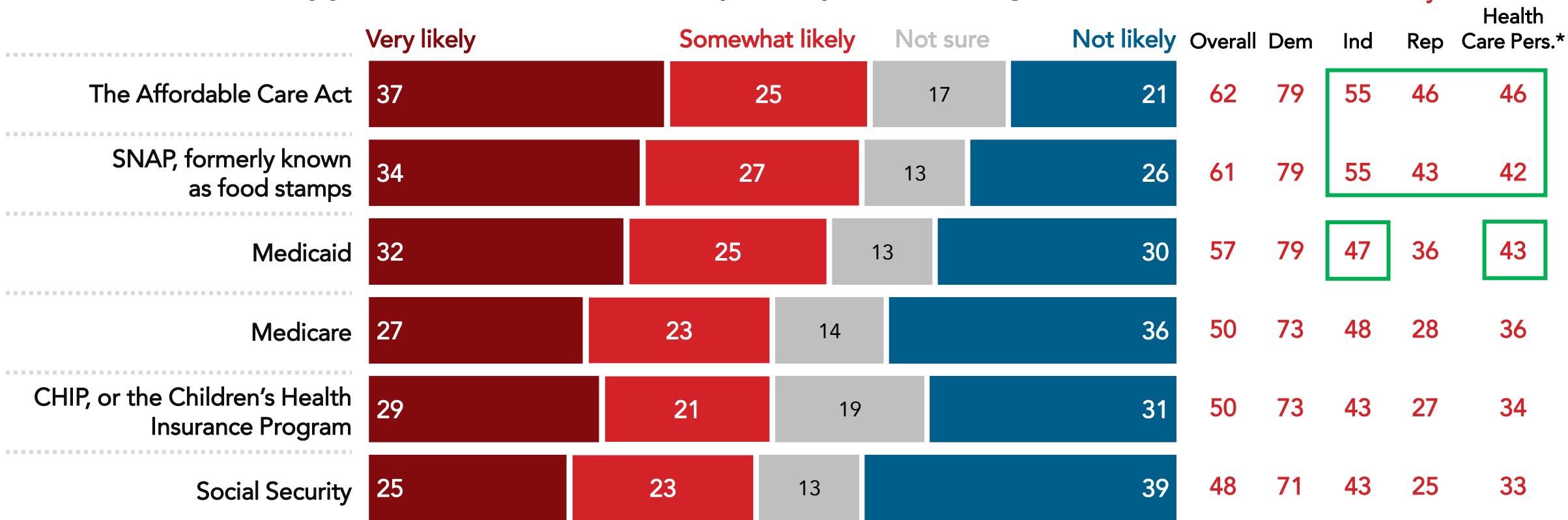
	% total me, friends/family, or someone else I know	Total Know Someone Who Receives Benefits									
		Men	Wom.	18-44	45-64	65+	Non-coll	Coll	Dem	Ind	Rep
Social Security	80%	78	82	70	79	97	80	81	81	81	79
Medicare	72	71	74	59	71	95	70	77	75	69	71
Medicaid	60	56	63	70	63	41	65	49	65	63	55
SNAP, formerly known as food stamps	55	48	61	64	58	37	62	40	60	59	48
The Affordable Care Act	33	32	34	35	38	25	31	38	43	30	23
CHIP, or the Children's Health Insurance Program	19	15	23	24	21	10	21	16	23	18	16

Nationwide survey of 1,000 registered voters conducted March 13-March 17, 2025. For more info, visit navigatorresearch.org.

Majorities Think It Is Likely Trump and Republicans Will Cut the ACA, SNAP, Medicaid; Fewer Say So on Medicare, Social Security

Pluralities of Republicans and health care persuadables* think it is likely Trump will cut the ACA (46% each) and SNAP (43% Republicans, 42% health care persuadables). At least two in five independents and health care persuadables* say the same on Medicaid (47%, 43%).

Please indicate how likely you think it is that President Trump and Republicans in Congress will cut each one. **Total Likely**



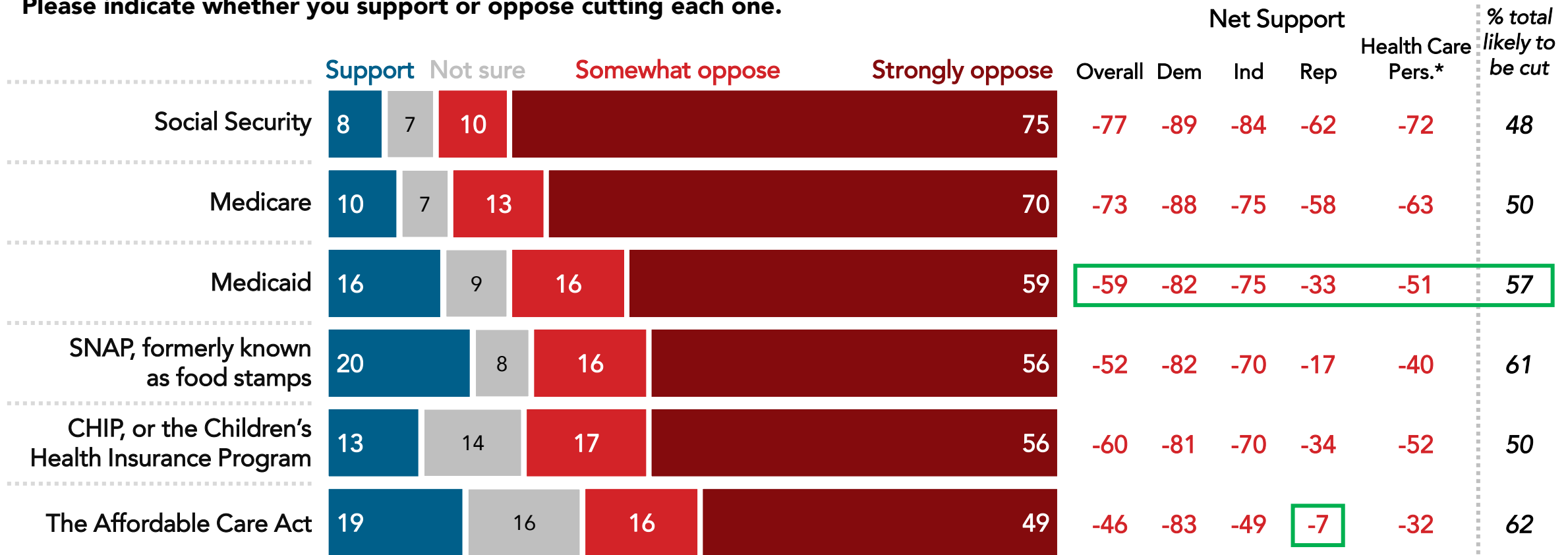
*"Health care persuadables" include respondents who say they are not sure whether to trust the Democratic Party or Trump and the Republican Party more on at least two health care-related issues. Nationwide survey of 1,000 registered voters conducted March 13-March 17, 2025. For more info, visit navigatorresearch.org.

Bipartisan Pluralities Oppose Cuts to Each Program Tested

Three in four Americans strongly oppose cutting Social Security (75%) and 70% strongly oppose cutting Medicare.

- Nearly three in five Americans strongly oppose cutting Medicaid (59%), while 57% think those cuts are likely.
- Pluralities of Republicans also oppose cuts to each program tested, including the Affordable Care Act (net -7 support cuts).

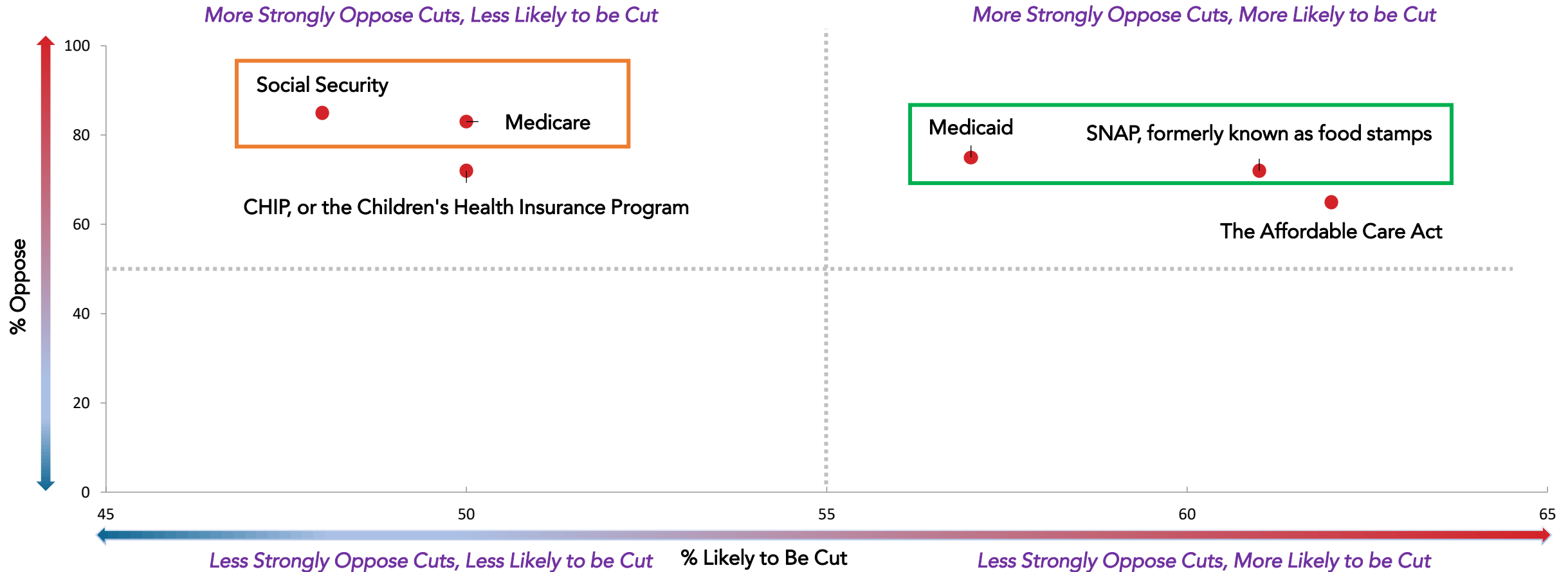
Please indicate whether you support or oppose cutting each one.



*"Health care persuadables" include respondents who say they are not sure whether to trust the Democratic Party or Trump and the Republican Party more on at least two health care-related issues. Nationwide survey of 1,000 registered voters conducted March 13-March 17, 2025. For more info, visit navigatorresearch.org.

Cuts to Medicaid & SNAP Are Most Unpopular/Perceived Likely Cuts; Fewer See Social Security and Medicare At Risk of Cuts

Americans say the ACA is likely to be cut, though fewer Americans oppose those cuts than cuts to Medicaid, Social Security, and Medicare.



Nationwide survey of 1,000 registered voters conducted March 13-March 17, 2025.
For more info, visit navigatorresearch.org.

Most Concerning on Program Threats: Musk's Comments on Entitlements as "Ponzi Scheme" to Be "Eliminated"

Half of independents (49%) and 37% of health care persuadables* say Musk's recent comments are "very concerning."

Please indicate how concerning you find each statement.

/ Split Sample

	Very concerning	Somewhat concerning	Don't believe	Not concerning	Dem	Very Concerning			Health Care Pers.*
						Ind	Rep		
Elon Musk recently said programs like Social Security, Medicare, and Medicaid are "the big one(s) to eliminate" and even said that Social Security is "the biggest Ponzi scheme of all time"	54	16	11	19	80	49	28	37	
**Republicans are moving forward with their Project 2025 agenda, which threatens cuts to Medicaid for millions of people across the country	48	19	14	19	78	39	19	31	
***For decades, Republicans have talked about cutting Medicare and Medicaid, and now, Republicans are moving forward with their Project 2025 agenda, which threatens cuts to Medicaid for millions of people across the country	47	20	14	19	77	37	19	27	
Republicans in Congress intend to cut as much as \$880 billion from Medicaid over the next decade to pay for new tax breaks for the rich and big corporations	47	19	18	16	77	42	18	30	
The nonpartisan Congressional Budget Office found that the Republican budget would require cuts to Medicaid or Medicare	47	21	12	20	74	40	21	32	
Trump and Musk have already made billions of dollars of cuts to government programs, including funding for medical research and Veterans Affairs	47	21	10	22	76	39	19	25	
The Trump administration has already closed at least 10 Social Security Administration offices nationwide and plans to close 47 in total, while also laying off 7,000 workers from the Social Security Administration	46	21	8	25	76	37	19	28	
Mike Johnson, the Republican Speaker of the House, has suggested limiting the number of Americans who are able to receive Medicaid	42	27	9	22	69	37	16	22	

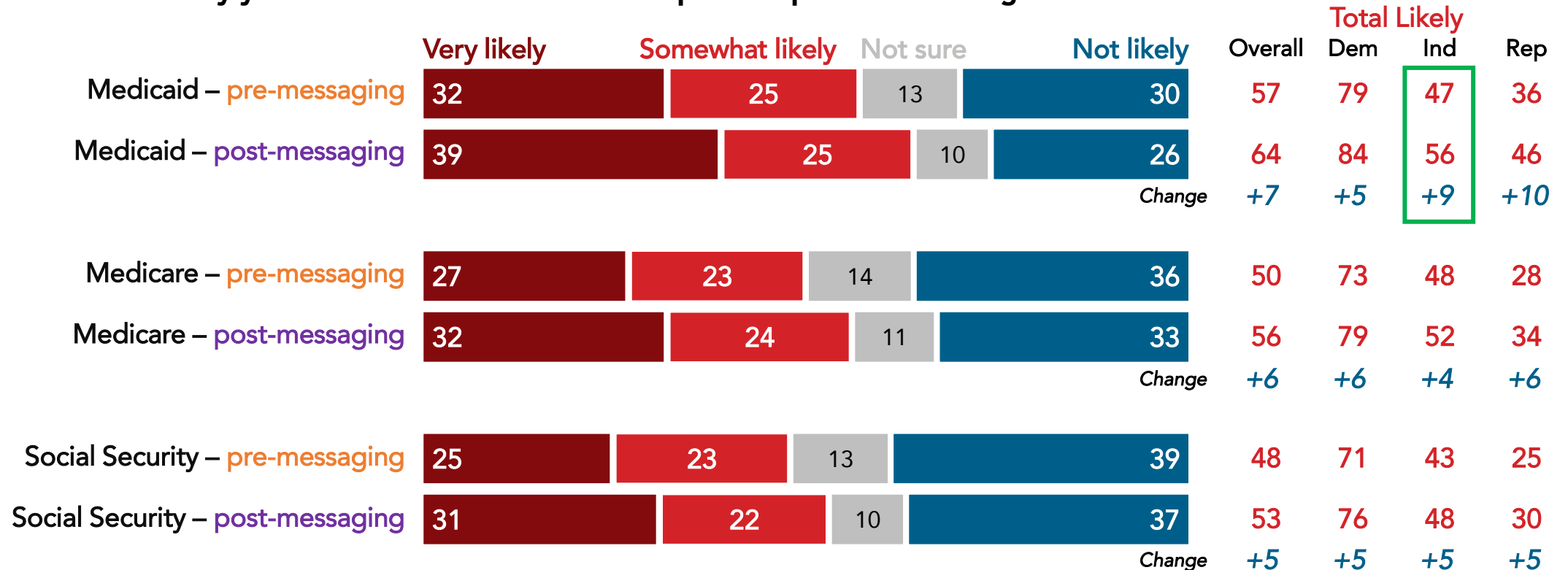
*"Health care persuadables" include respondents who say they are not sure whether to trust the Democratic Party or Trump and the Republican Party more on at least two health care-related issues. Nationwide survey of 1,000 registered voters conducted March 13-March 17, 2025. For more info, visit navigatorresearch.org.

Cuts to Medicaid, Medicare, Social Security Are Seen as More Likely When Reading More About Threats Republicans Pose

After reading more, nearly two in three Americans believe it's likely that Trump and Republicans will cut Medicaid, including an increase of 9 points among independents (from 47% "likely" to 56%) and 10 points among Republicans (from 36% to 46%).

- Americans also see cuts to Medicare (from 50% to 56%) and Social Security (from 48% to 53%) as more likely after reading more.

Please indicate how likely you think it is that President Trump and Republicans in Congress will cut each one.

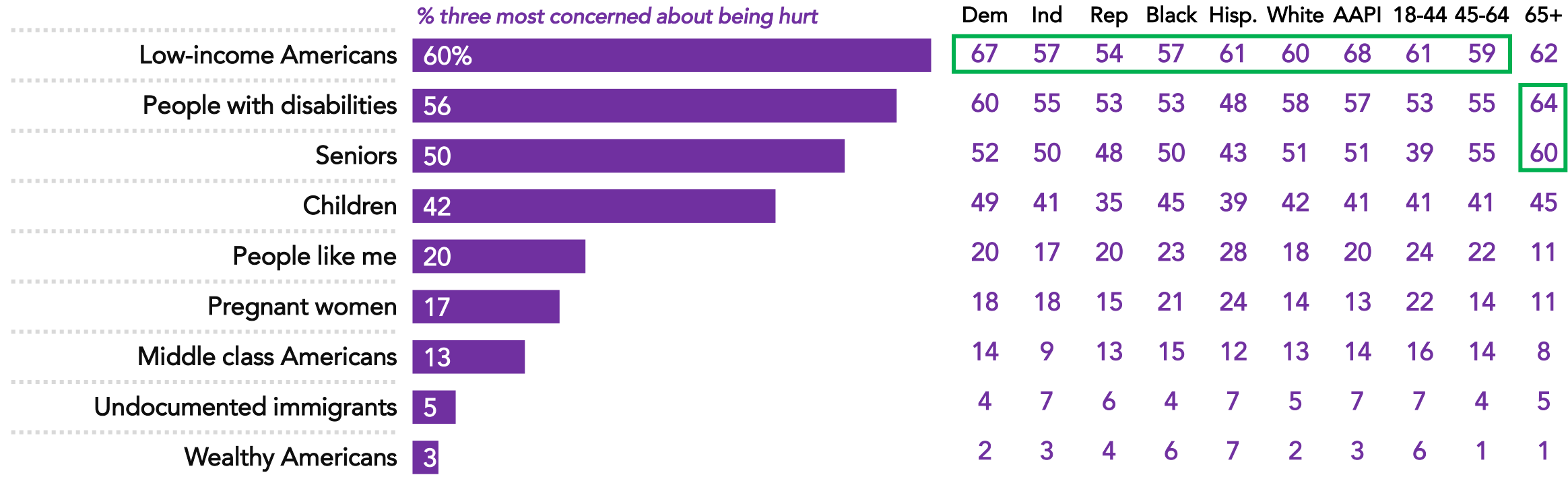


Nationwide survey of 1,000 registered voters conducted March 13-March 17, 2025. For more info, visit navigatorresearch.org.

Americans Are Most Concerned About Low-Income Americans, People With Disabilities, Seniors Being Harmed By Medicaid Cuts

Across demographics, Americans are most concerned about cuts to Medicaid for low-income Americans, people with disabilities, and seniors.

Below is the same list of people and groups you read earlier. Please select the **THREE** you are most concerned about being hurt by Medicaid cuts.



Nationwide survey of 1,000 registered voters conducted March 13-March 17, 2025.
For more info, visit navigatorresearch.org.

navigator*

About Navigator

In a world where the news cycle is the length of a tweet, our leaders often lack the real-time public-sentiment analysis to shape the best approaches to talking about the issues that matter the most. Navigator is designed to act as a consistent, flexible, responsive tool to inform policy debates by conducting research and reliable guidance to inform allies, elected leaders, and the press. Navigator is a project led by pollsters from Global Strategy Group and GBAO along with an advisory committee, including: Jessica Floyd, The Hub Project; Christina Reynolds; Mike Podhorzer, AFL-CIO; Jesse Ferguson, progressive strategist; Navin Nayak, Center for American Progress Action Fund; Stephanie Valencia, EquisLabs; and Melanie Newman, Planned Parenthood Action Fund.

About the Study

Global Strategy Group conducted a public opinion survey among a sample of 1,000 registered voters from March 13-March 17, 2025. 100 additional interviews were conducted among Hispanic voters. 75 additional interviews were conducted among Asian American and Pacific Islander voters. 100 additional interviews were conducted among African American voters. 100 additional interviews were conducted among independent voters. The survey was conducted online, recruiting respondents from an opt-in online panel vendor. Respondents were verified against a voter file and special care was taken to ensure the demographic composition of our sample matched that of the national registered voter population across a variety of demographic variables. The margin of error for the full sample at the 95 percent level of confidence is +/- 3.1 percentage points. The margin of error for subgroups varies and is higher.

For Press inquiries contact:

press@navigatorresearch.org

To learn more about Navigator:

<http://navigatorresearch.org>

@NavigatorSurvey on Twitter