

navigator.*

Thursday, May 22nd

Republican Budget Plan: A Guide for Advocates



Credit: Shutterstock/Bro.vector

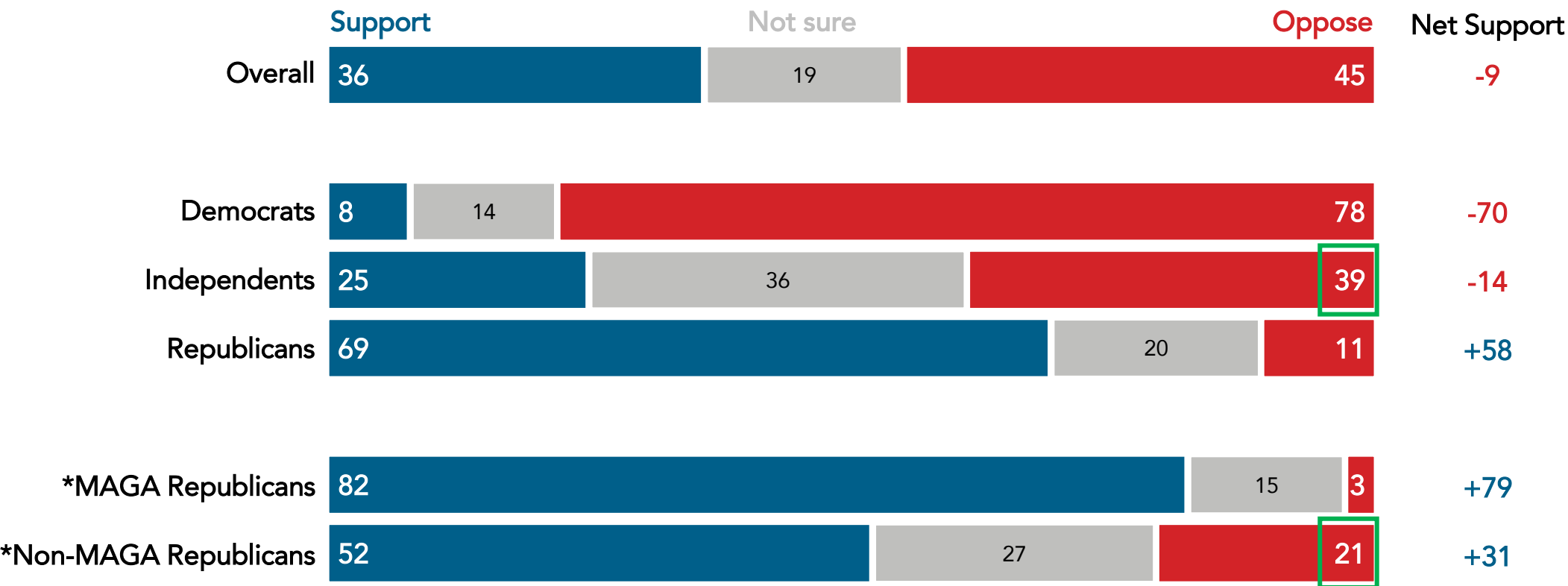
Key Takeaways:

- A majority of Americans oppose Republicans' additional tax cuts once they hear that they'll mostly benefit the rich.
- Americans have a very favorable opinion of Medicaid and real clarity on who receives it.
- The best reasons to oppose Medicaid cuts are the impacts on low-income people and that nearly half of all children and 60% of nursing home residents rely on it for coverage.
- The progressive argument against the Republican tax plan is strengthened by an acknowledgment that the current tax system is broken first.

Only One in Three Americans Support the Republican Budget Congress Is Considering

More than two in five Americans oppose Republicans in Congress' budget plan (45%), including 39% of independents.

Do you support or oppose Republicans in Congress' proposed budget plan?




*"MAGA Republicans" are Republicans who identify as "a supporter of the MAGA movement" on a separate question, while "non-MAGA Republicans" are Republicans who do not consider themselves supporters of the MAGA movement or are not sure.
Nationwide survey of 1,000 registered voters conducted May 15-May 18, 2025.
For more info, visit navigatorresearch.org.

Americans Are Mixed on GOP Tax Cuts Generically But Strongly Oppose Them When It's Clear They'll Mostly Benefit the Rich


When hearing the benefits will mostly go to the rich, independents move away from supporting these tax cuts by a net 28 points (from net -4 support to net -32) and non-MAGA Republicans* move away by a net 47 points (from net +39 to net -8).

As a part of the Republican budget bill, some in Congress are proposing additional tax cuts. Do you support or oppose these additional tax cuts?

The latest nonpartisan analysis says those tax cuts will mostly benefit **people who are already rich**.** Again... Do you support or oppose these additional tax cuts?



Annual Household Income



*"MAGA Republicans" are Republicans who identify as "a supporter of the MAGA movement" on a separate question, while "non-MAGA Republicans" are Republicans who do not consider themselves supporters of the MAGA movement or are not sure. **Half of respondents saw language of "people who are already rich" and half saw language of "rich people." Due to the lack of differentiation, results were combined to allow for greater subgroup analysis. Nationwide survey of 1,000 registered voters conducted May 15-May 18, 2025. For more info, visit navigatortresearch.org.

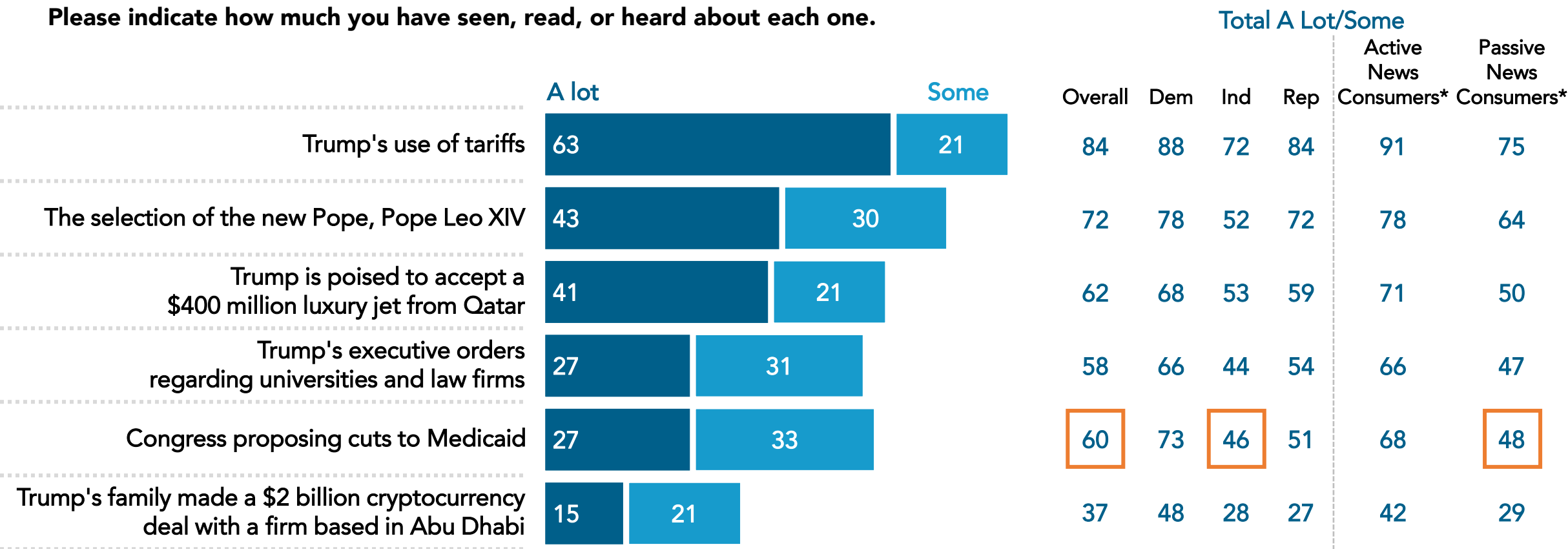
navigator*

Few Are Hearing About Medicaid Cuts Compared to Other News

Roughly one in four say they are hearing “a lot” about Medicaid cuts (27%), compared to 63% who say the same of Trump’s tariffs.

- Only 46% of independents say they’re hearing “a lot” or “some” about these proposed Medicaid cuts, and just 48% of passive news consumers* say the same.

Please indicate how much you have seen, read, or heard about each one.



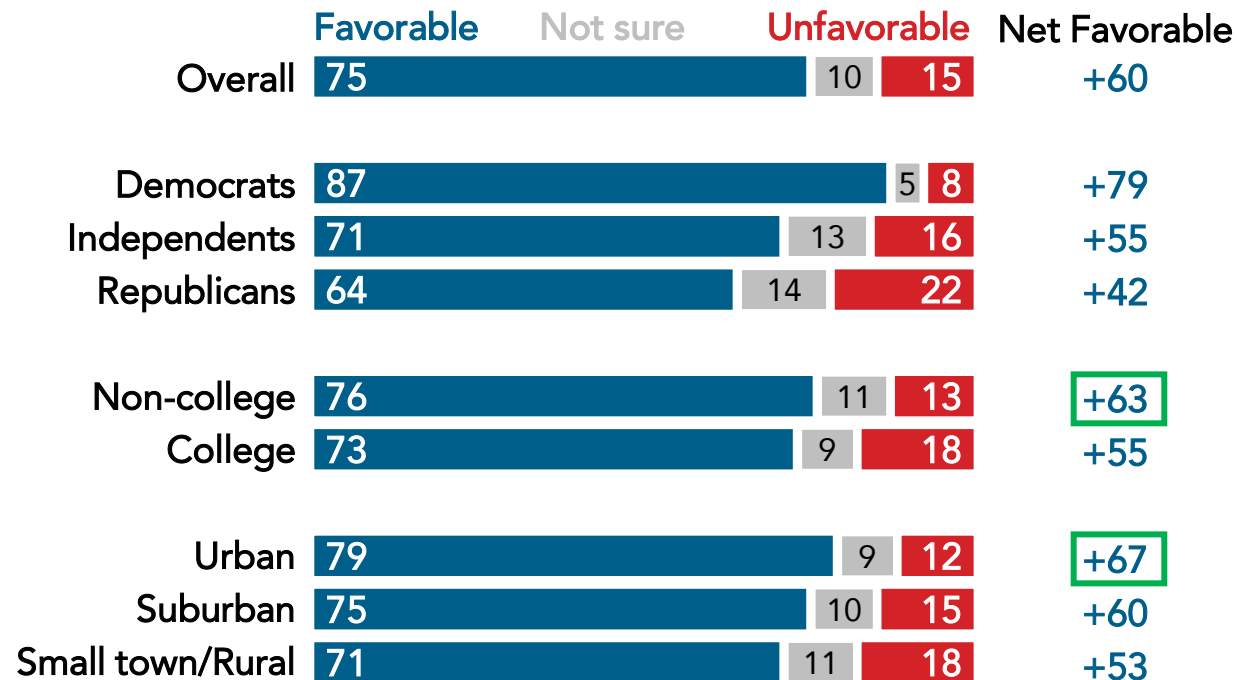
*“Active” and “passive news consumers” are defined by their responses on a separate question: “passive” say “News comes to me” whereas “active” say “I seek out news.”
Nationwide survey of 1,000 registered voters conducted May 15-May 18, 2025.
For more info, visit navigatortresearch.org.

Americans Are Overwhelmingly Favorable to Medicaid and Understand Who It Benefits

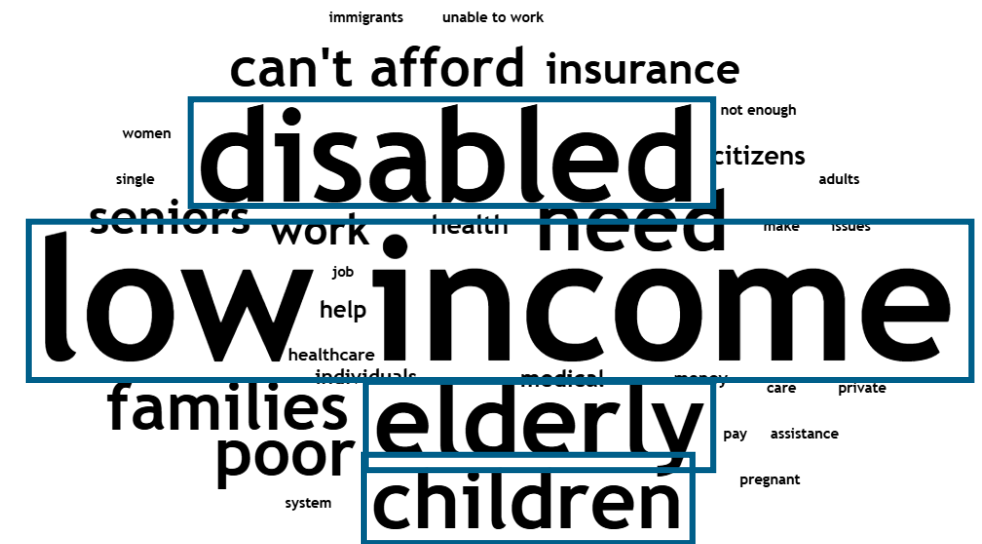
Three in four Americans are favorable to Medicaid (75%), including 71% of independents and 64% of Republicans.

- Americans say Medicaid benefits low-income Americans, Americans with disabilities, the elderly, and children.

Please indicate how favorable or unfavorable you are to: Medicaid.



[If familiar with Medicaid] Please think about the types of people who are on Medicaid. Generally speaking, who do you think receives Medicaid benefits?



Nationwide survey of 1,000 registered voters conducted May 15-May 18, 2025.
For more info, visit navigatorresearch.org.

navigator*

Democrats Are More Trusted on Health Care, Especially Medicaid

Independents trust the Democratic Party more than Trump and the Republican Party to both handle Medicaid (net +27 trust the Democratic Party more) and protect Medicaid benefits (net +21).

- Non-MAGA Republicans* only narrowly trust Trump and Republicans more to protect Medicaid benefits (net -18 trust Democrats).

Please indicate who you personally trust more to handle each one.

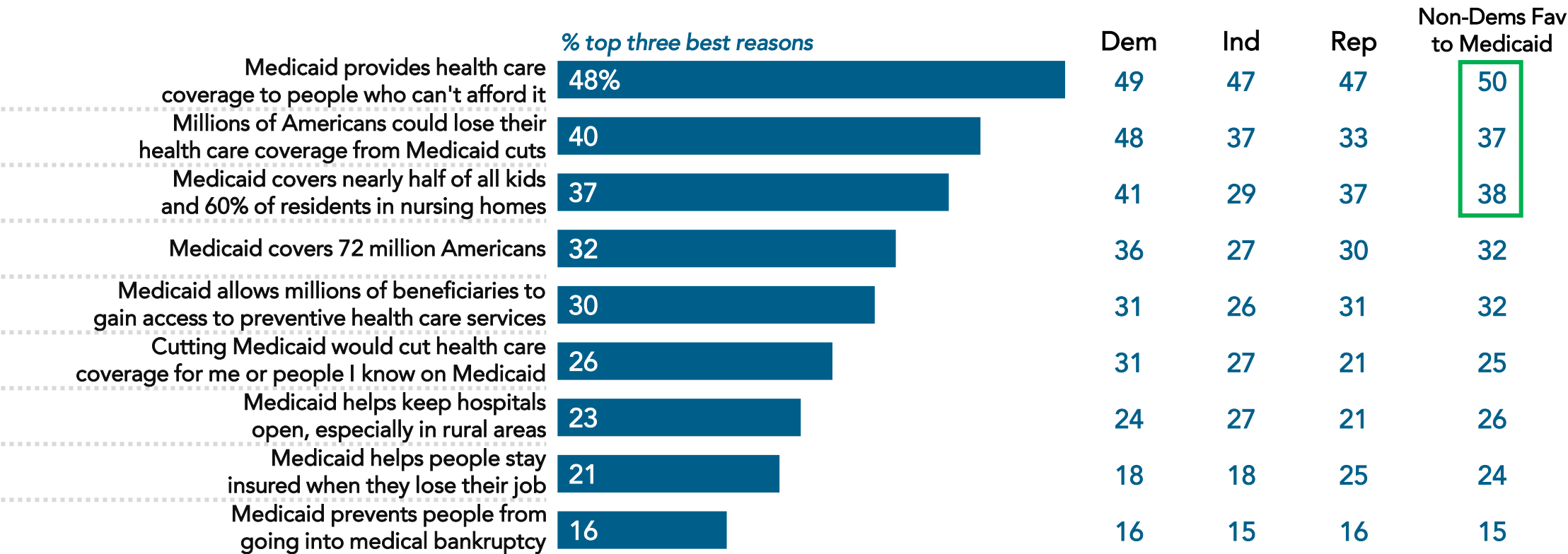
			Net Trust the Democratic Party						
			Overall	Dem	Ind	Rep	MAGA Reps.*	Non-MAGA Reps.*	
.....	Medicaid	The Democratic Party							
		DK							
		Trump and the Republican Party							
			+18	+86	+27	-55	-75	-28	
.....	Protecting Medicaid benefits	The Democratic Party							
		DK							
		Trump and the Republican Party							
			+19	+86	+21	-50	-74	-18	
.....	Social Security and Medicare	The Democratic Party							
		DK							
		Trump and the Republican Party							
			+14	+86	+17	-62	-81	-36	
.....	Health care	The Democratic Party							
		DK							
		Trump and the Republican Party							
			+13	+87	+16	-65	-87	-33	

*"MAGA Republicans" are Republicans who identify as "a supporter of the MAGA movement" on a separate question, while "non-MAGA Republicans" are Republicans who do not consider themselves supporters of the MAGA movement or are not sure.
Nationwide survey of 1,000 registered voters conducted May 15-May 18, 2025.
For more info, visit navigatortresearch.org.

Best Reasons to Protect Medicaid: Coverage for Those Who Can't Afford It and Threats to Coverage for Kids and Seniors

Among non-Democrats who view Medicaid favorably, the top reasons are that it covers people who can't afford health care (50%), millions could lose health care coverage from Medicaid cuts (37%), and Medicaid covers nearly half of all kids and many in nursing homes (38%).

Which of the following do you think are the best reasons to protect Medicaid from cuts?



Nationwide survey of 1,000 registered voters conducted May 15-May 18, 2025.
For more info, visit navigatortresearch.org.

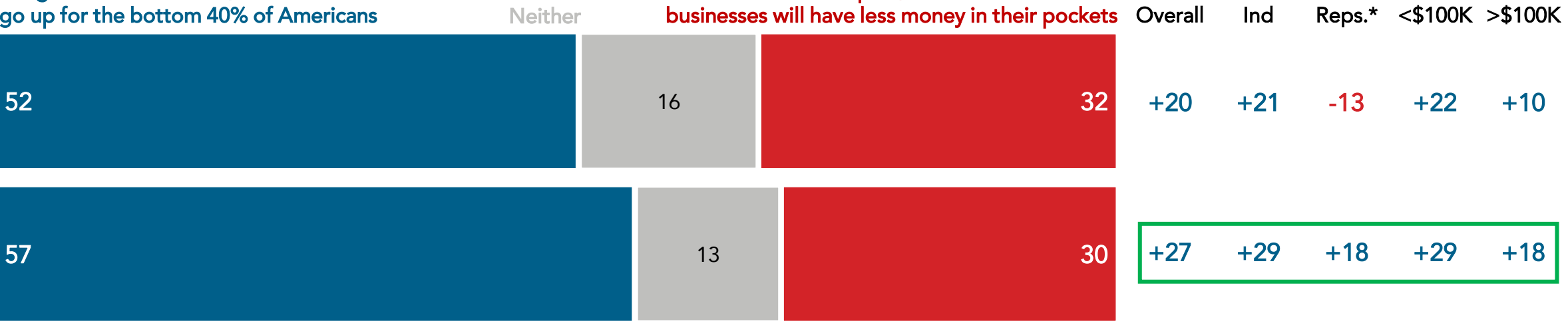
The Republican Tax Plan Is Unpopular – Especially When Showcasing the Impact Instead of the Numbers

Among non-MAGA Republicans*, a progressive argument against the Republican tax plan does far better when focusing on impact (net +18 concerned about the Republican plan), compared to when using numbers (net -13).

Which concerns you more?

BY THE NUMBERS: Under the new Republican tax plan, 70% of the benefits will go to the richest 5%, while costs will go up for the bottom 40% of Americans

Without the new Republican tax plan, taxes will remain too high for American businesses and families. Without this plan, American families and businesses will have less money in their pockets



BY THE IMPACT: Under the new Republican tax plan, the vast majority of the benefits will go to the wealthy few, while costs will go up for the middle class and working people

*"MAGA Republicans" are Republicans who identify as "a supporter of the MAGA movement" on a separate question, while "non-MAGA Republicans" are Republicans who do not consider themselves supporters of the MAGA movement or are not sure.
Nationwide survey of 1,000 registered voters conducted May 15-May 18, 2025.
For more info, visit navigatortresearch.org.

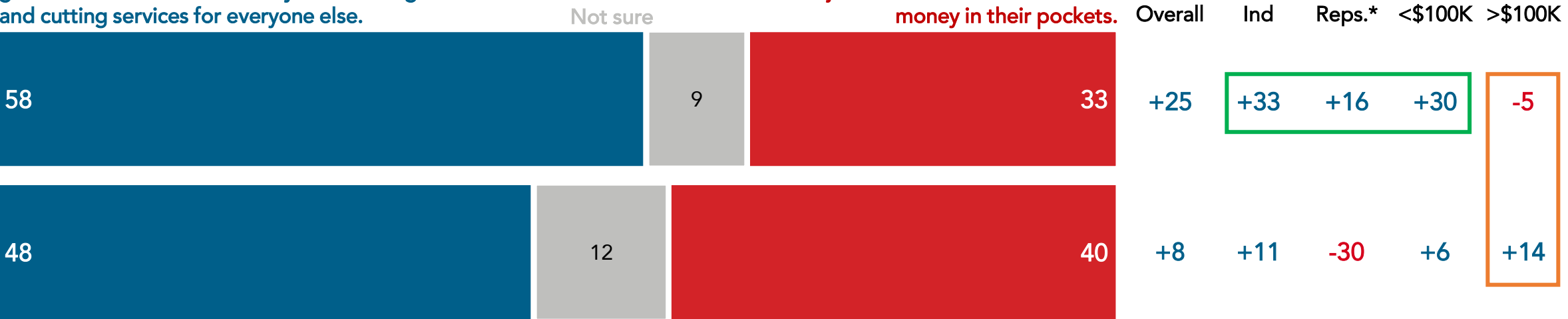
The Case Against the Republican Tax Plan Is Stronger With an Acknowledgment That the Current Tax System Is Broken First

Mentioning that “our tax system is already unfair and rigged to benefit [the] wealthy” improves a progressive argument’s standing by a net 46 points among non-MAGA Republicans* (from net -30 to net +16) and a net 22 points among independents (from net +11 to net +33).

Which side do you agree with more?

PIVOT: Our tax system is already unfair and rigged to benefit wealthy people instead of people who work for a living. This new Republican budget plan gives tax breaks to the wealthy while raising costs and cutting services for everyone else.

The new Republican budget plan is going to cut taxes for all Americans, so that businesses continue to invest and create jobs and Americans have more money in their pockets.



NO PIVOT: This new Republican budget plan gives tax breaks to the wealthy while raising costs and cutting services for everyone else.

*“MAGA Republicans” are Republicans who identify as “a supporter of the MAGA movement” on a separate question, while “non-MAGA Republicans” are Republicans who do not consider themselves supporters of the MAGA movement or are not sure. Nationwide survey of 1,000 registered voters conducted May 15-May 18, 2025. For more info, visit navigatorresearch.org.



About Navigator

In a world where the news cycle is the length of a tweet, our leaders often lack the real-time public-sentiment analysis to shape the best approaches to talking about the issues that matter the most. Navigator is designed to act as a consistent, flexible, responsive tool to inform policy debates by conducting research and reliable guidance to inform allies, elected leaders, and the press. Navigator is a project led by pollsters from Global Strategy Group and GBAO along with an advisory committee, including: Jessica Floyd, The Hub Project; Christina Reynolds; Mike Podhorzer; Jesse Ferguson, progressive strategist; Navin Nayak, Center for American Progress Action Fund; Stephanie Valencia, EquisLabs; and Melanie Newman, Planned Parenthood Action Fund.

About the Study

Global Strategy Group conducted a public opinion survey among a sample of 1,000 registered voters from May 15-May 18, 2025. 100 additional interviews were conducted among Hispanic voters. 76 additional interviews were conducted among Asian American and Pacific Islander voters. 100 additional interviews were conducted among African American voters. 100 additional interviews were conducted among independent voters. The survey was conducted online, recruiting respondents from an opt-in online panel vendor. Respondents were verified against a voter file and special care was taken to ensure the demographic composition of our sample matched that of the national registered voter population across a variety of demographic variables. The margin of error for the full sample at the 95 percent level of confidence is +/- 3.1 percentage points. The margin of error for subgroups varies and is higher.

For Press inquiries contact:

press@navigatorresearch.org

To learn more about Navigator:

<http://navigatorresearch.org>

@NavigatorSurvey on Twitter