

navigator*

Tuesday, May 27th

Trump Latest: A Guide for Advocates



Credit: Shutterstock/Joshua Sukoff

Key Takeaways:

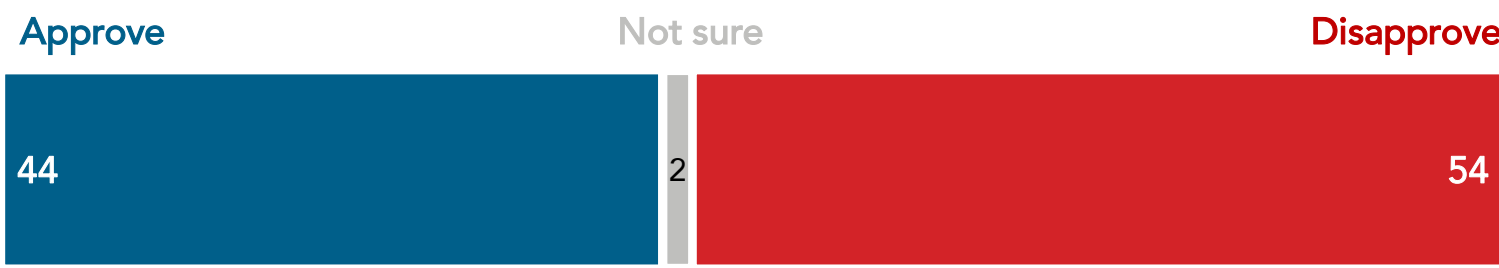
- Nearly three in four are hearing negative information on Trump, with those hearing negative information hearing the most about Trump's tariffs and him accepting a jet as a gift from Qatar.
- Americans are most worried about, and see Trump as most strongly contributing to, fewer imports, government workers losing their jobs, and pauses on funding for medical research.
- Americans are most concerned about Trump's tariffs making things more expensive.

Trump’s Approval Ratings Remain Negative, Both on the Economy and Overall

Trump’s approval rating is underwater by double digits overall (net -10 approve) and among independents (net -25).

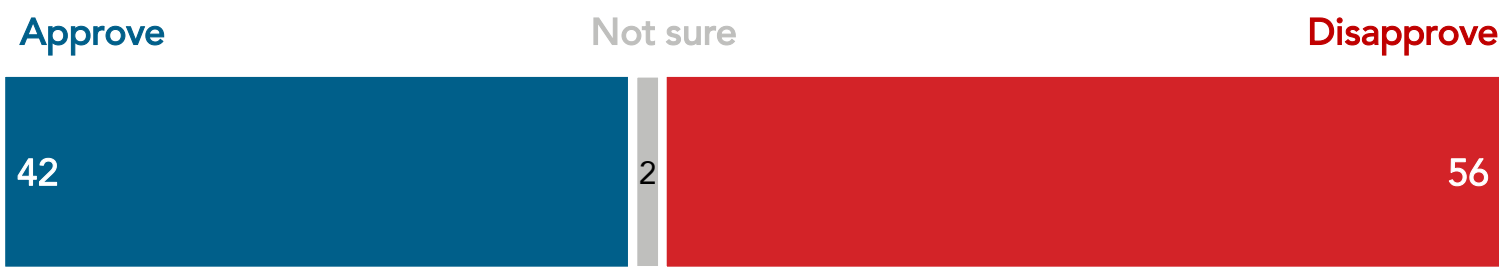
- Trump’s economic approval rating is worse than his overall rating (net -14 approve), including among independents (net -30) and non-MAGA Republicans* (net +25).

Do you approve or disapprove of the way Donald Trump is handling his job as president?



Net Approve					
Overall	Dem	Ind	Rep	MAGA Reps.*	Non-MAGA Reps.*
-10	-81	-25	+69	+94	+36

Do you approve or disapprove of the way Donald Trump is handling the economy?



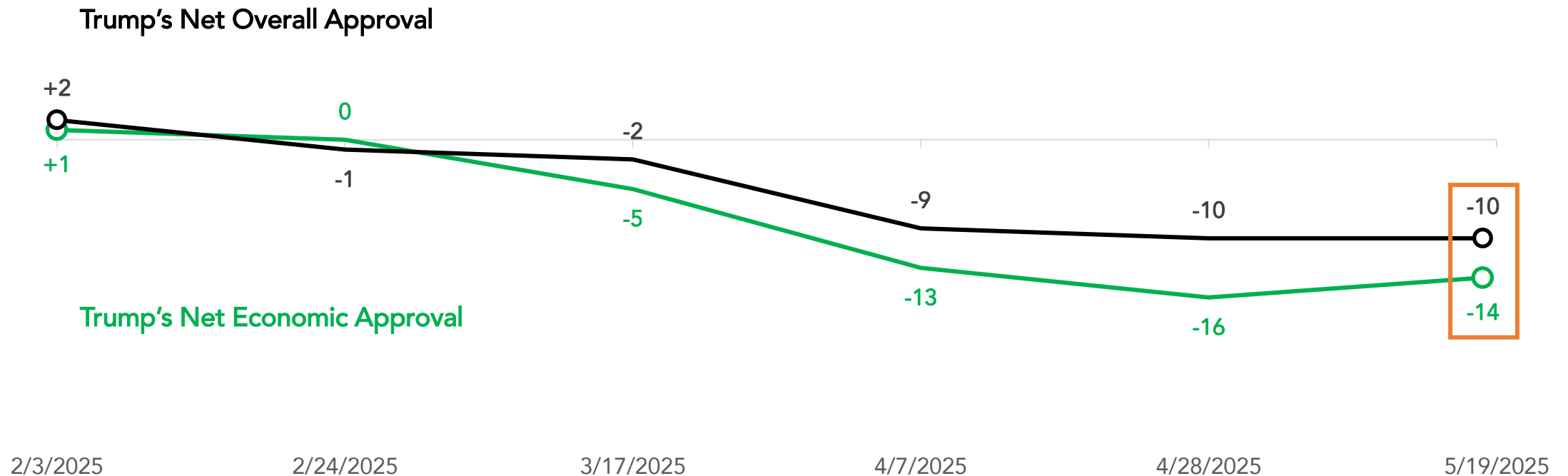
Overall	Dem	Ind	Rep	MAGA Reps.*	Non-MAGA Reps.*
-14	-84	-30	+64	+92	+25

*"MAGA Republicans" are Republicans who identify as "a supporter of the MAGA movement" on a separate question, while "non-MAGA Republicans" are Republicans who do not consider themselves supporters of the MAGA movement or are not sure.
Nationwide survey of 1,000 registered voters conducted May 15-May 18, 2025.
For more info, visit navigatortresearch.org.



Trump's Overall and Economic Approval Ratings Are Underwater by Double Digits

Since February, Trump's overall approval rating has declined by a net 12 points (from net +2 approve to net -10) and his economic approval rating has declined by a net 15 points (from net +1 to net -14).

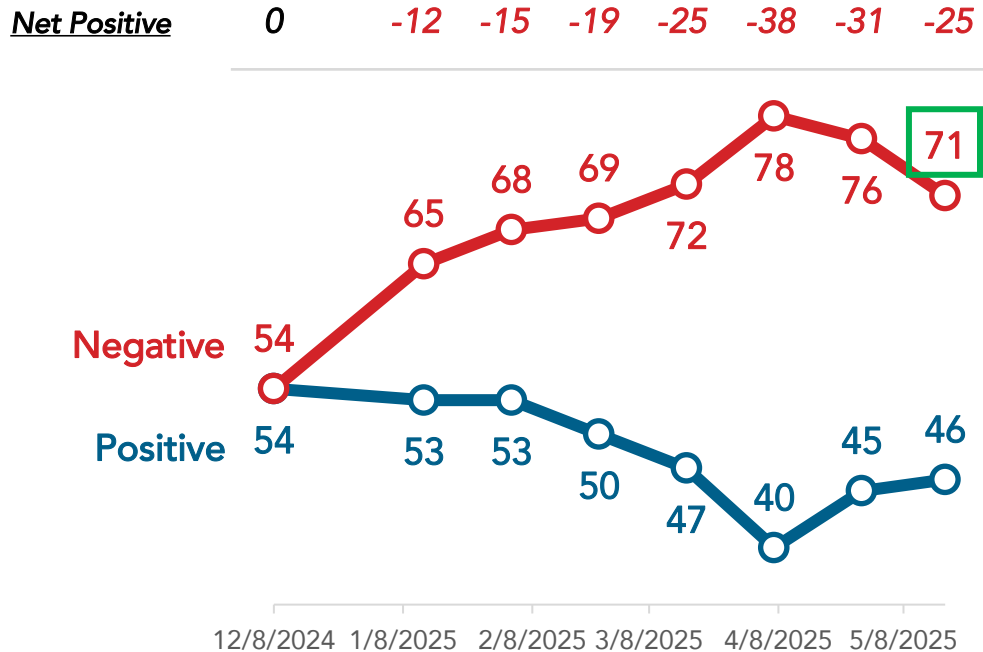


Nationwide surveys of registered voters; Each wave represents approximately 1,000 interviews taken over the prior three-five days. Latest wave conducted May 15-May 18, 2025. For more info, visit navigatorresearch.org.

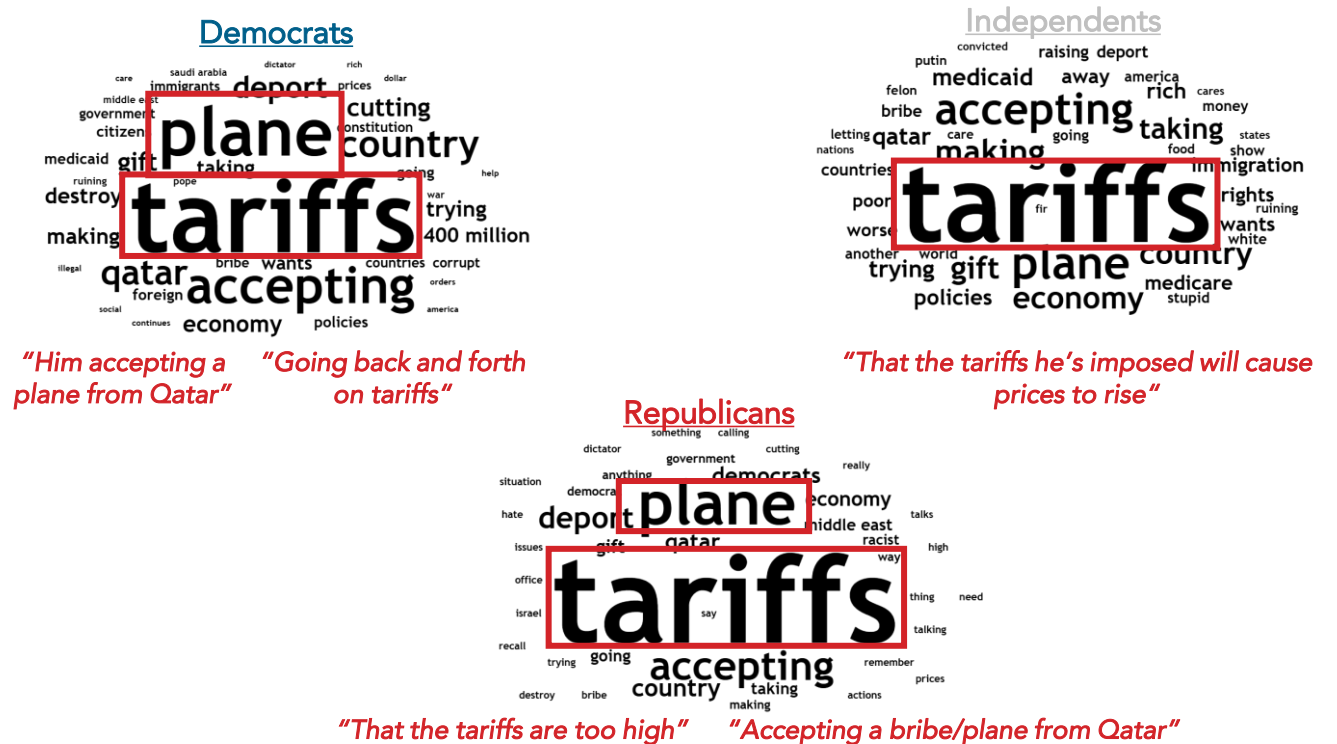
Most Americans Are Hearing Negative Information About Trump, Including Tariffs and the Qatari Jet Gift

While Democrats and Republicans hearing negative information about Trump mention the Qatari plane gift and tariffs, independents are less likely to mention the plane, and more likely to focus solely on tariffs.

Over the past few days, has what you have seen, read, or heard recently about Donald Trump been:



[If hearing any negative] In a few words, what **negative** things have you seen, read, or heard recently about Donald Trump?

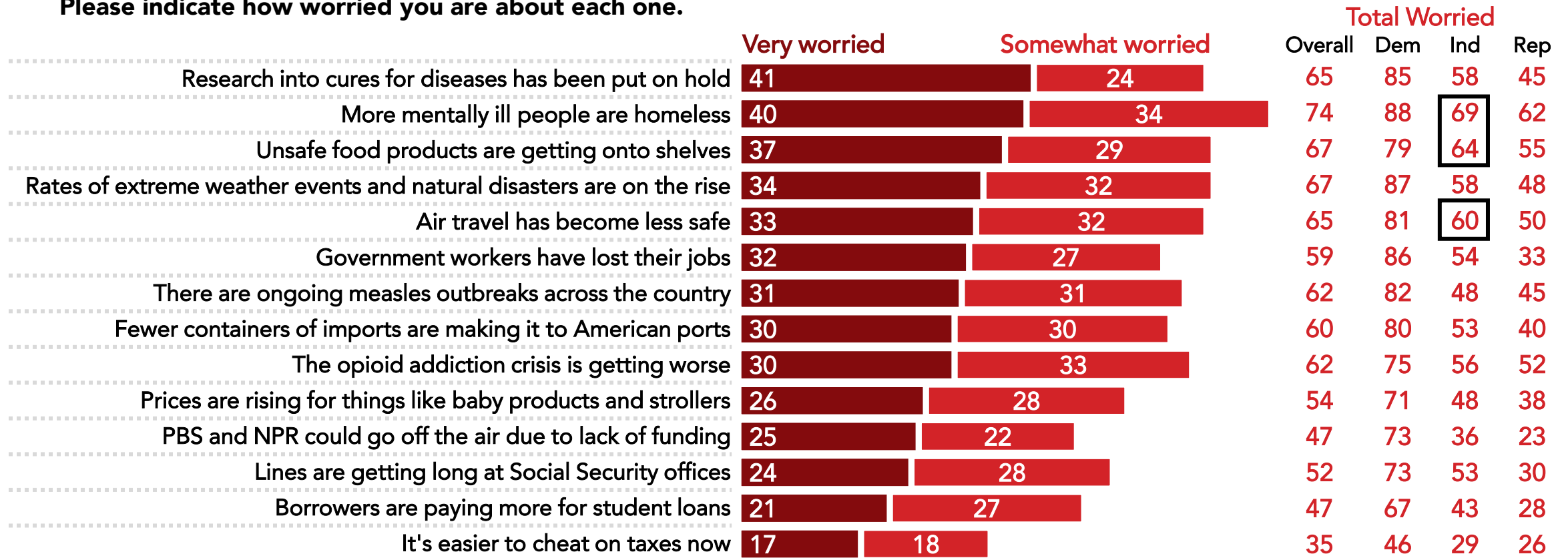


Nationwide surveys of registered voters; Each wave represents approximately 1,000 interviews taken over the prior three-five days. Latest wave conducted May 15-May 18, 2025. For more info, visit navigatortresearch.org.

Americans Are Most Worried About Pauses on Research, Homelessness, Unsafe Food, Natural Disasters, Air Travel

Independents are most worried about homelessness, unsafe food products, and air travel becoming less safe.

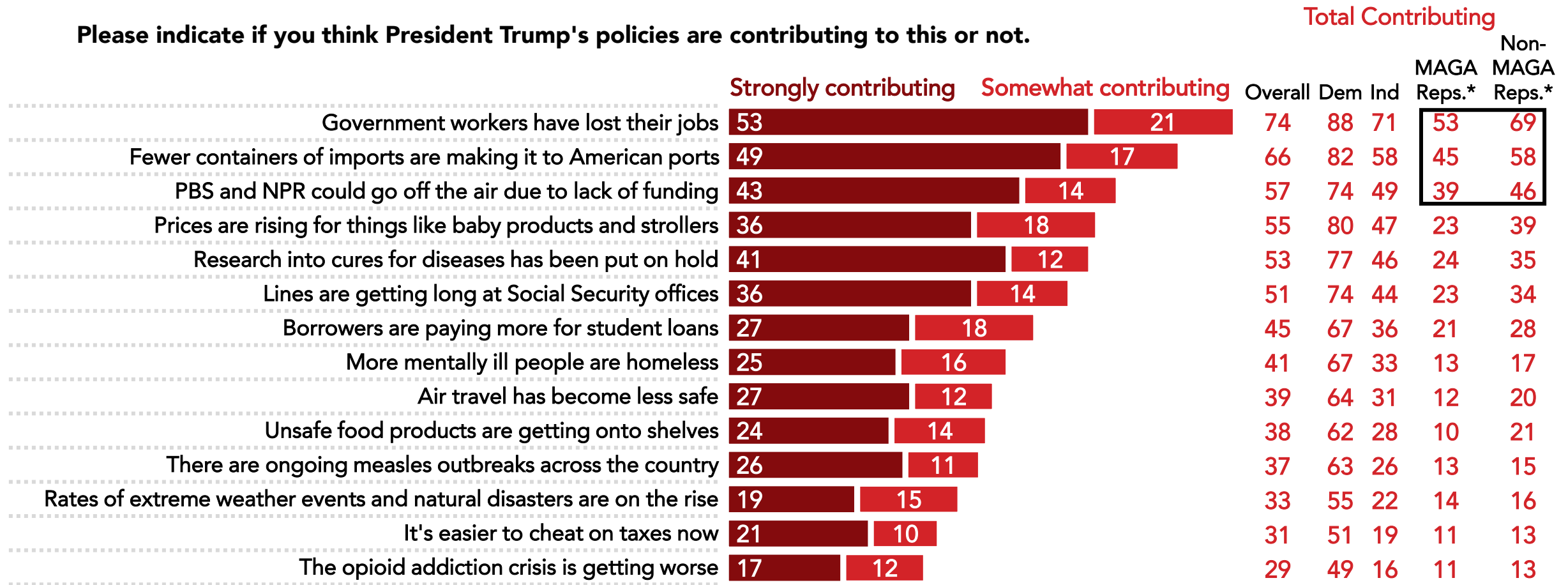
Please indicate how worried you are about each one.



Nationwide survey of 1,000 registered voters conducted May 15-May 18, 2025.
For more info, visit navigatortresearch.org.

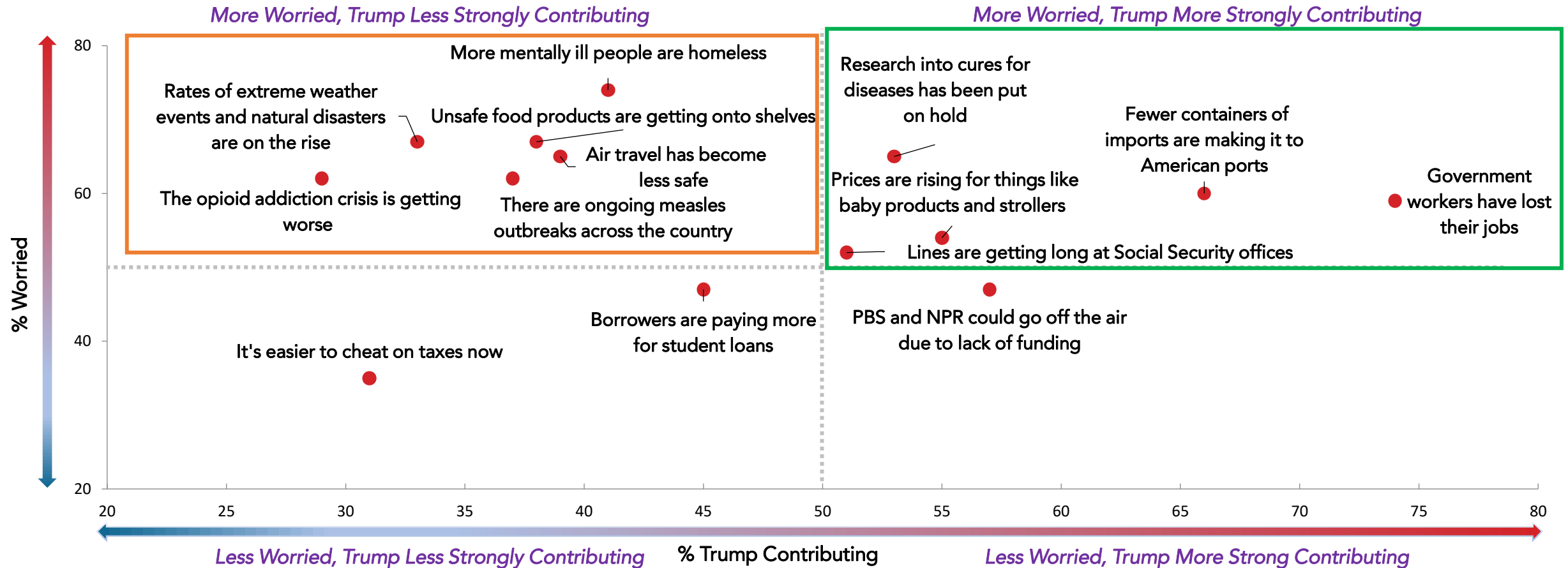
Trump Most Seen As Contributing to Government Layoffs, Fewer Imports, Threats to PBS/NPR, Higher Costs

Please indicate if you think President Trump's policies are contributing to this or not.



*"MAGA Republicans" are Republicans who identify as "a supporter of the MAGA movement" on a separate question, while "non-MAGA Republicans" are Republicans who do not consider themselves supporters of the MAGA movement or are not sure.
 Nationwide survey of 1,000 registered voters conducted May 15-May 18, 2025.
 For more info, visit navigatortresearch.org.

Most Worrying and Trump Most Contributing to Government Worker Layoffs, Fewer Imports, Paused Research, Costs



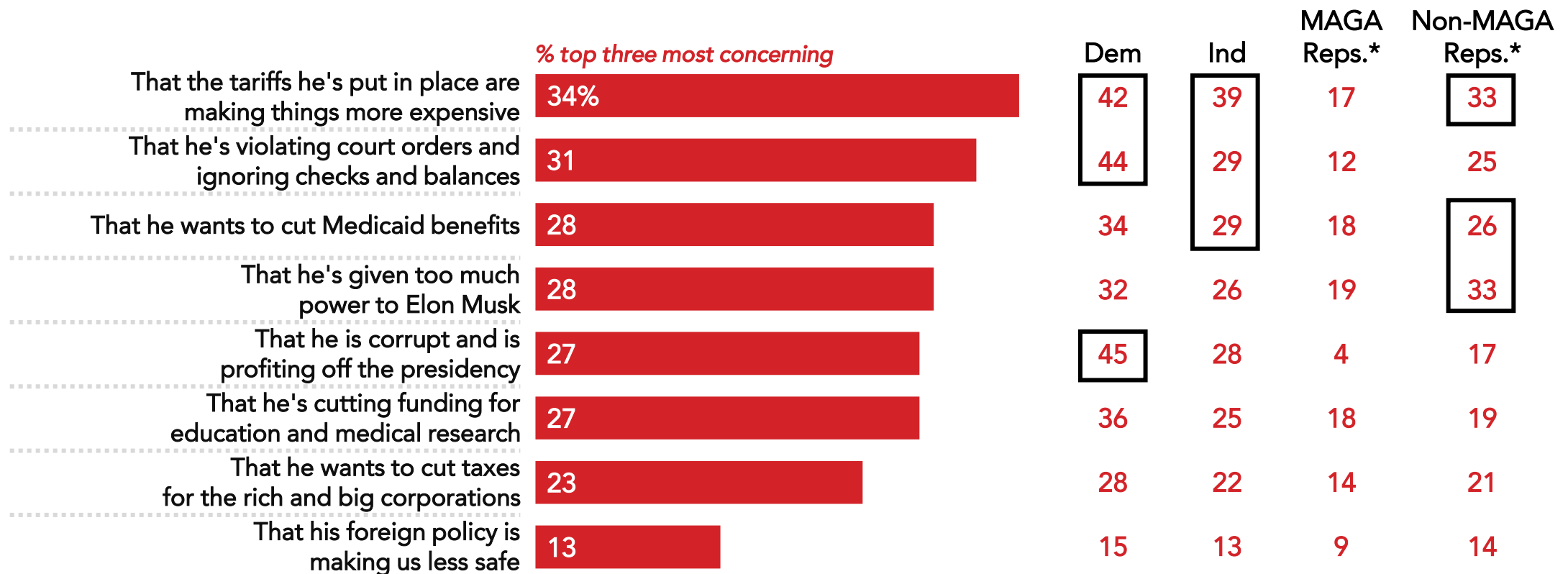
Nationwide survey of 1,000 registered voters conducted May 15-May 18, 2025.
For more info, visit navigatorresearch.org.

navigator*

Among Independents and Non-MAGA Republicans, Their Greatest Trump Concern Is Tariffs Raising Their Costs

Among Democrats and independents, Trump violating court orders is another top concern. Non-MAGA Republicans* also say Trump giving Musk too much power is a top concern.

Below is a list of concerns that some have expressed about President Trump. Please select up to THREE that concern you the most.



*"MAGA Republicans" are Republicans who identify as "a supporter of the MAGA movement" on a separate question, while "non-MAGA Republicans" are Republicans who do not consider themselves supporters of the MAGA movement or are not sure.
Nationwide survey of 1,000 registered voters conducted May 15-May 18, 2025.
For more info, visit navigatortresearch.org.



About Navigator

In a world where the news cycle is the length of a tweet, our leaders often lack the real-time public-sentiment analysis to shape the best approaches to talking about the issues that matter the most. Navigator is designed to act as a consistent, flexible, responsive tool to inform policy debates by conducting research and reliable guidance to inform allies, elected leaders, and the press. Navigator is a project led by pollsters from Global Strategy Group and GBAO along with an advisory committee, including: Jessica Floyd, The Hub Project; Christina Reynolds; Mike Podhorzer; Jesse Ferguson, progressive strategist; Navin Nayak, Center for American Progress Action Fund; Stephanie Valencia, EquisLabs; and Melanie Newman, Planned Parenthood Action Fund.

About the Study

Global Strategy Group conducted a public opinion survey among a sample of 1,000 registered voters from May 15-May 18, 2025. 100 additional interviews were conducted among Hispanic voters. 76 additional interviews were conducted among Asian American and Pacific Islander voters. 100 additional interviews were conducted among African American voters. 100 additional interviews were conducted among independent voters. The survey was conducted online, recruiting respondents from an opt-in online panel vendor. Respondents were verified against a voter file and special care was taken to ensure the demographic composition of our sample matched that of the national registered voter population across a variety of demographic variables. The margin of error for the full sample at the 95 percent level of confidence is +/- 3.1 percentage points. The margin of error for subgroups varies and is higher.

For Press inquiries contact:

press@navigatorresearch.org

To learn more about Navigator:

<http://navigatorresearch.org>

@NavigatorSurvey on Twitter