

navigator.*

Thursday, June 12th

Medicaid: A Guide for Advocates



Credit: Shutterstock/Bro.vector

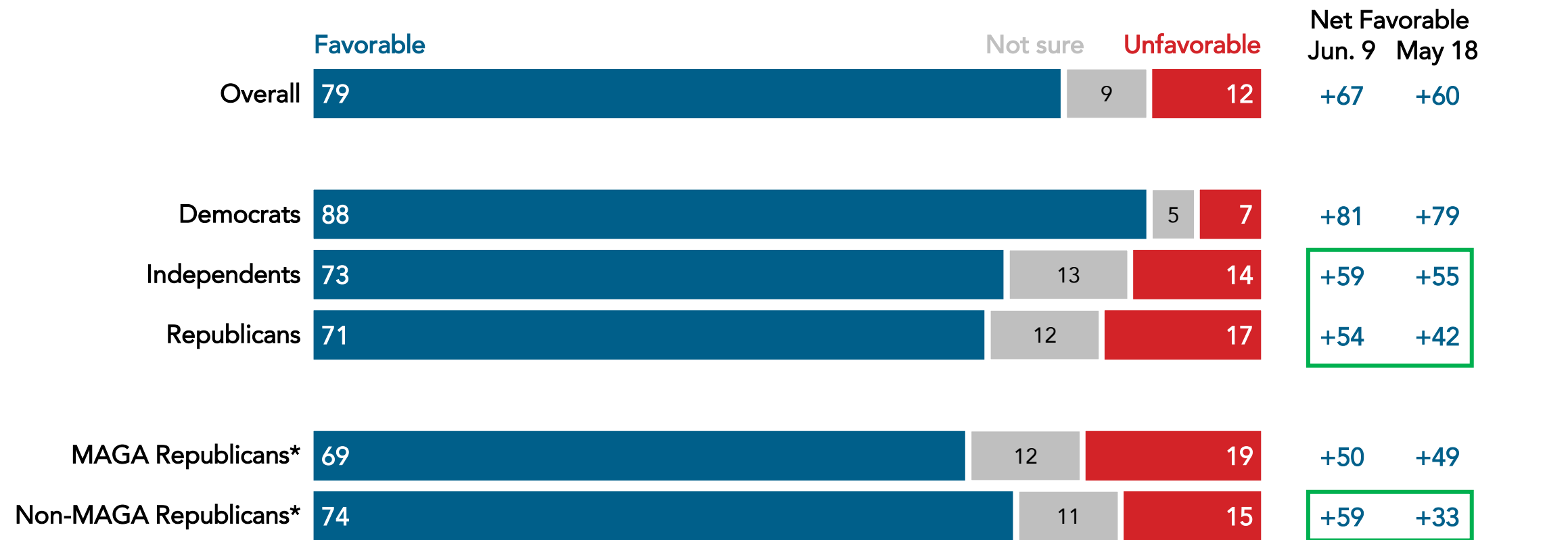
Key Takeaways:

- Medicaid is deeply popular across party lines, and a majority say that they couldn't support an elected official if they voted to cut Medicaid.
- Americans trust Democrats more than Trump and Republicans to handle Medicaid, and they trust Democrats more than Republicans to tell the truth when it comes to Medicaid.
- Roughly two in three believe Trump and Republicans will cut Medicaid, while overwhelming bipartisan majorities oppose cuts.
- When it comes to Medicaid cuts, Americans are most concerned about millions losing health care coverage and the hundreds of thousands of children who could be impacted. Those who protect Medicaid are seen as looking out for the middle class and making life more affordable.

Medicaid Is Deeply and Increasingly Popular

Four in five Americans are favorable to Medicaid (79%), including 73% of independents, 74% of non-MAGA Republicans*, and 69% of MAGA Republicans*. Views of Medicaid have improved by a net 26 points among non-MAGA Republicans* (from net +33 to net +59).

Please indicate how favorable or unfavorable you are to: Medicaid.



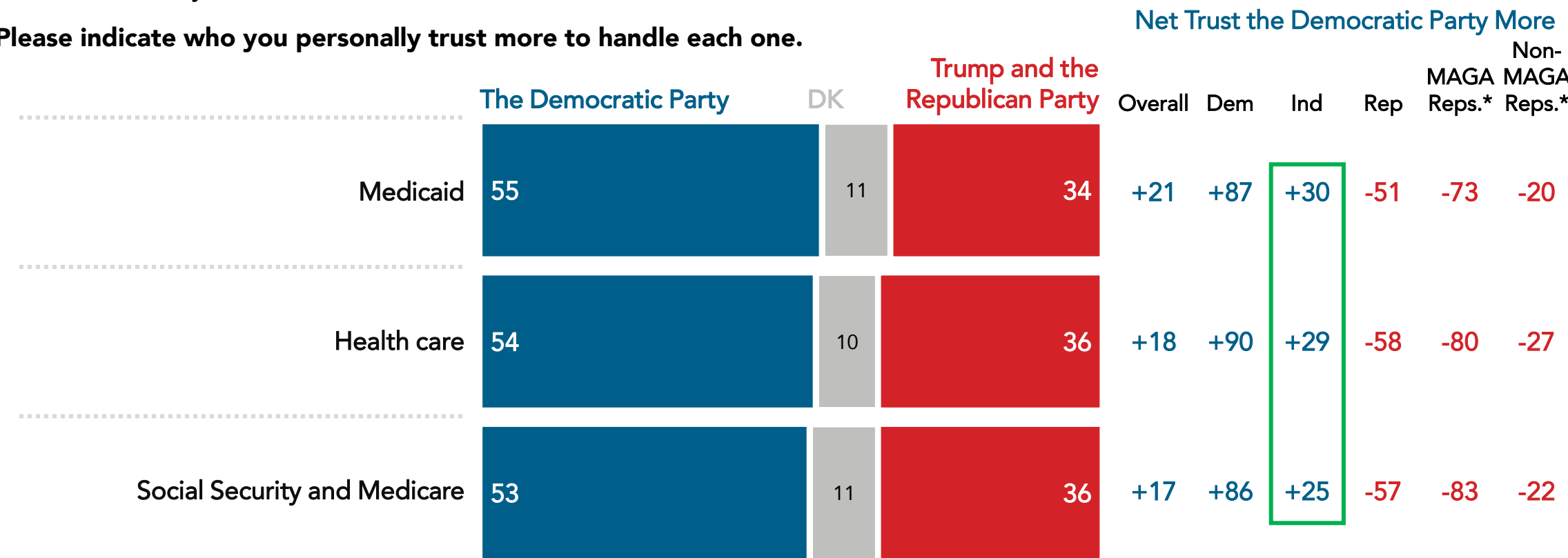
*"MAGA Republicans" are Republicans who identify as "a supporter of the MAGA movement" on a separate question, while "non-MAGA Republicans" are Republicans who do not consider themselves supporters of the MAGA movement or are not sure. Nationwide surveys of registered voters; Each wave represents approximately 1,000 interviews taken over the prior three-five days. Latest wave conducted June 5-June 9, 2025. For more info, visit navigatortresearch.org.

Democrats Hold Double Digit Trust Advantages Over Trump and Republicans on Medicaid, Health Care, and SS/Medicare

A majority of Americans trust the Democratic Party more on Medicaid (55%), health care (54%), and Social Security and Medicare (53%).

- Independents trust the Democratic Party more on Medicaid (net +30 trust the Democratic Party more), health care (net +29), and Social Security and Medicare (net +25).

Please indicate who you personally trust more to handle each one.

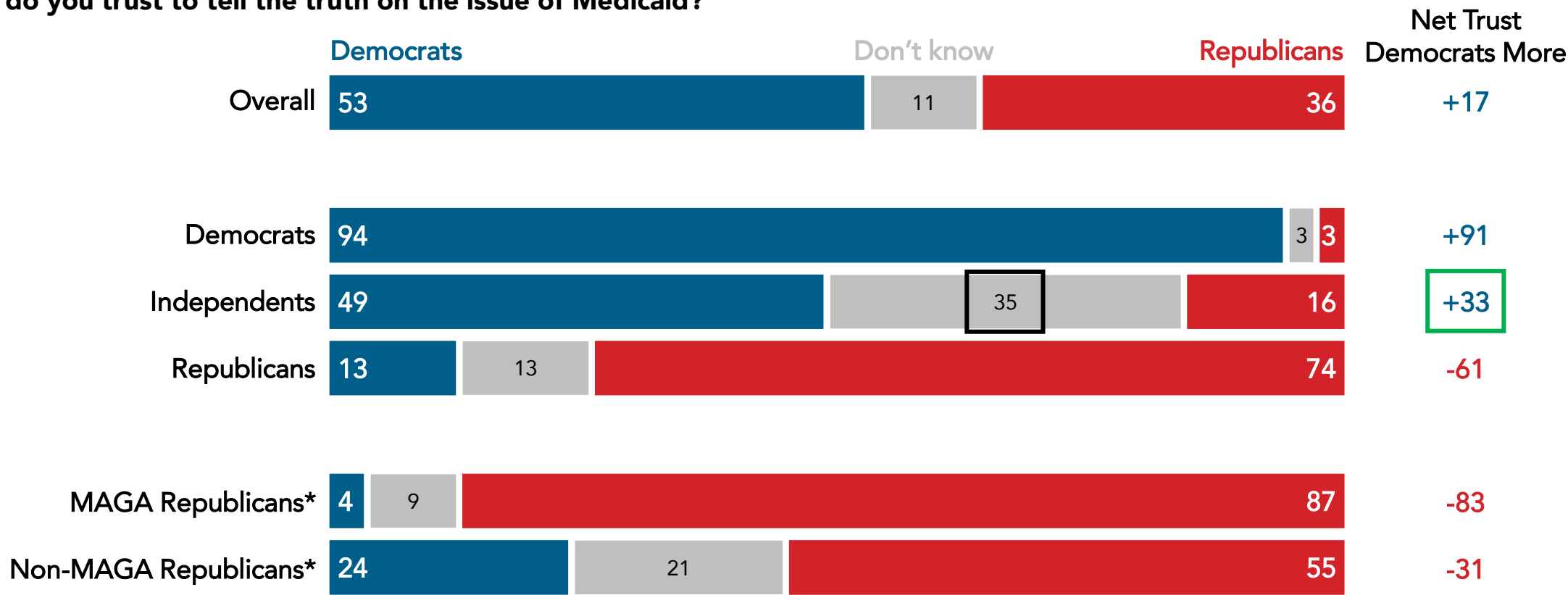


*"MAGA Republicans" are Republicans who identify as "a supporter of the MAGA movement" on a separate question, while "non-MAGA Republicans" are Republicans who do not consider themselves supporters of the MAGA movement or are not sure.
Nationwide survey of 1,000 registered voters conducted June 5-June 9, 2025.
For more info, visit navigatortresearch.org.

Majorities Trust Democrats More Than Republicans to Tell the Truth on Medicaid

Roughly half of independents (49%) say they trust Democrats more, though more than a third say they don't know enough to say (35%).

Who do you trust to tell the truth on the issue of Medicaid?

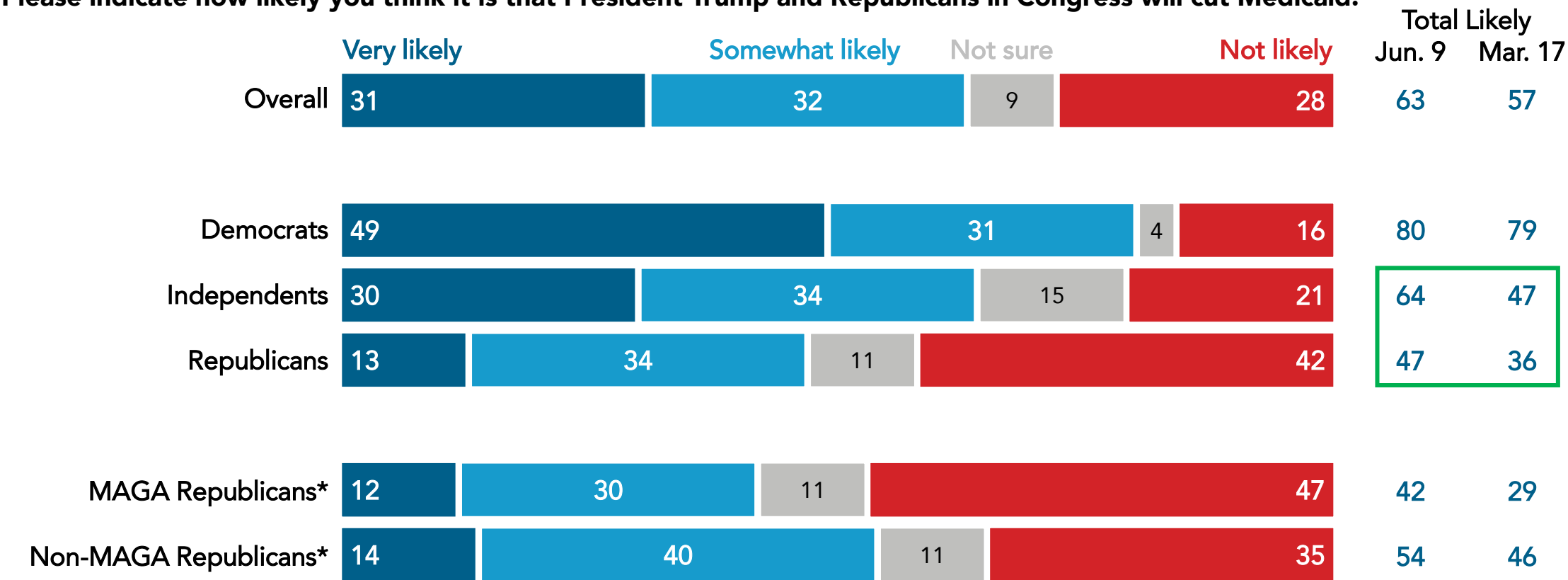


*"MAGA Republicans" are Republicans who identify as "a supporter of the MAGA movement" on a separate question, while "non-MAGA Republicans" are Republicans who do not consider themselves supporters of the MAGA movement or are not sure.
Nationwide survey of 1,000 registered voters conducted June 5-June 9, 2025.
For more info, visit navigatorresearch.org.

Growing Shares Say Trump and Republicans in Congress Are Going to Cut Medicaid

Since March, there has been a 6-point increase in the share who say it is likely that Trump and Republicans will cut Medicaid (from 57% to 63%), including significant increases among independents (from 47% to 64%) and Republicans (from 36% to 47%).

Please indicate how likely you think it is that President Trump and Republicans in Congress will cut Medicaid.

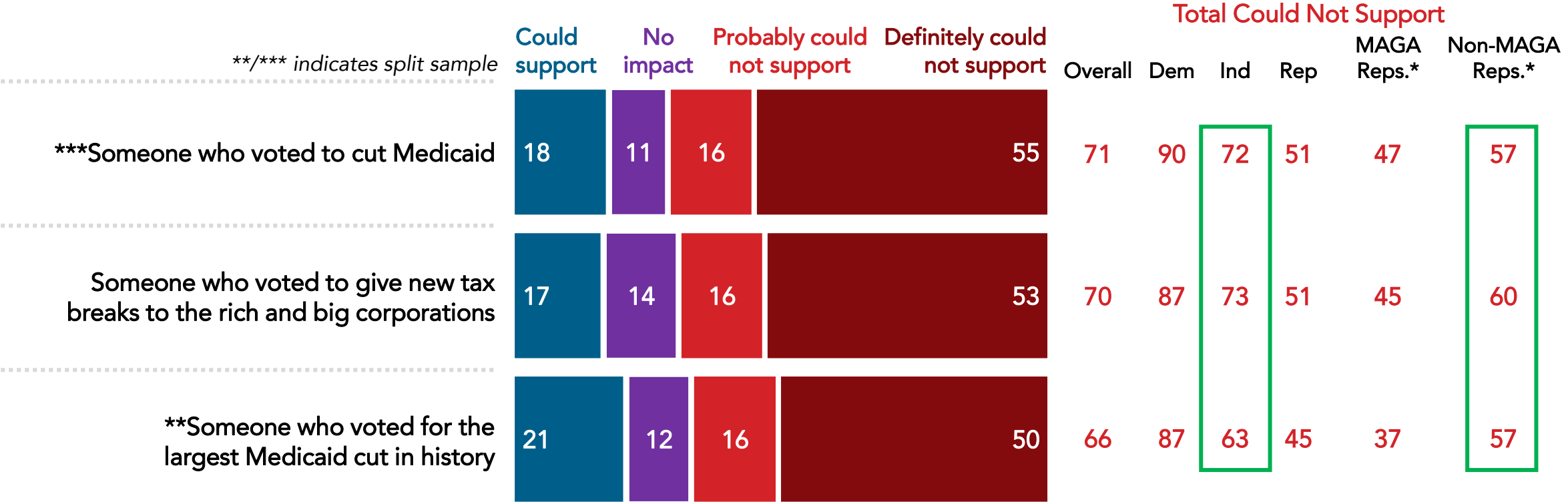


*"MAGA Republicans" are Republicans who identify as "a supporter of the MAGA movement" on a separate question, while "non-MAGA Republicans" are Republicans who do not consider themselves supporters of the MAGA movement or are not sure. Nationwide surveys of registered voters; Each wave represents approximately 1,000 interviews taken over the prior three-five days. Latest wave conducted June 5-June 9, 2025. For more info, visit navigatortresearch.org.

Medicaid Cuts Are a Dealbreaker for Many, Including Republicans

Majorities of independents and non-MAGA Republicans* say both voting “to cut Medicaid” and voting “for the largest Medicaid cut in history” are dealbreaker positions for them in supporting an elected official.

Please indicate whether or not you could support an elected official with this position, as long as you agreed with the elected official on most other things.



*"MAGA Republicans" are Republicans who identify as "a supporter of the MAGA movement" on a separate question, while "non-MAGA Republicans" are Republicans who do not consider themselves supporters of the MAGA movement or are not sure.
Nationwide survey of 1,000 registered voters conducted June 5-June 9, 2025.
For more info, visit navigatortresearch.org.

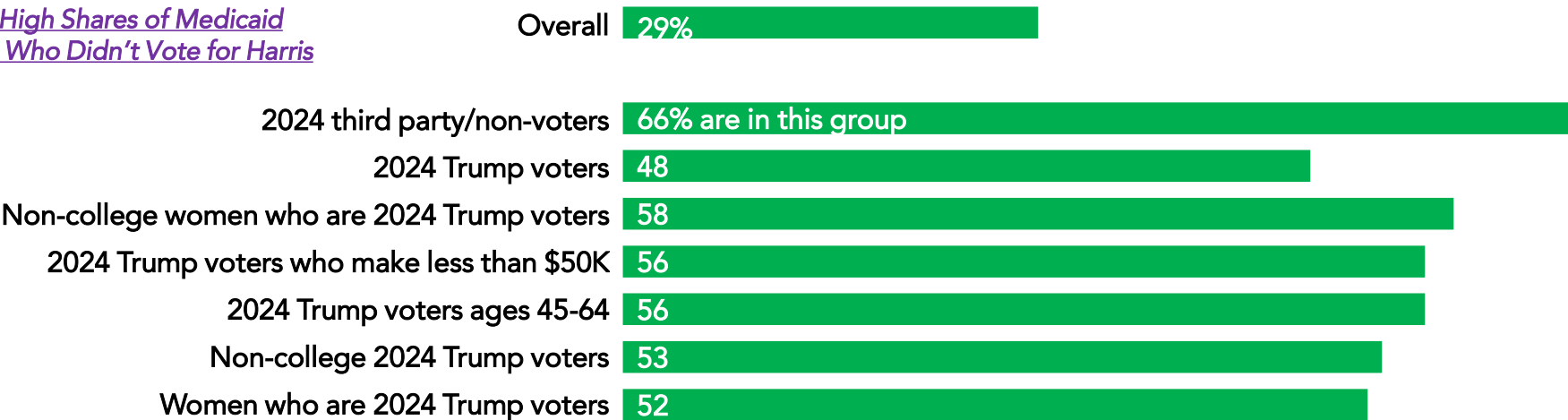
Nearly a Third of Americans Didn't Vote for Harris, But Say They Could Not Support Officials Who Vote to Cut Medicaid

Groups that are disproportionately likely to fall into this non-2024 Harris voter category who also say voting to cut Medicaid is a dealbreaker for them include a range of 2024 Trump voters, such as non-college educated women (58% fall into this group), those earning less than \$50,000 a year in annual household income (56%), and those ages 45-64 (56%).

Medicaid Dealbreakers Who Didn't Vote for Harris (29% of Americans):

Americans who say an elected official voting to cut Medicaid is a dealbreaker and did not vote for Harris in 2024:
Please indicate whether or not you could support an elected official with this position, as long as you agreed with the elected official on most other things:
Someone who voted to cut Medicaid OR Someone who voted for the largest Medicaid cut in history; Could not support an elected official who did either of these, and did not vote for Harris in 2024.

Groups With High Shares of Medicaid Dealbreakers Who Didn't Vote for Harris

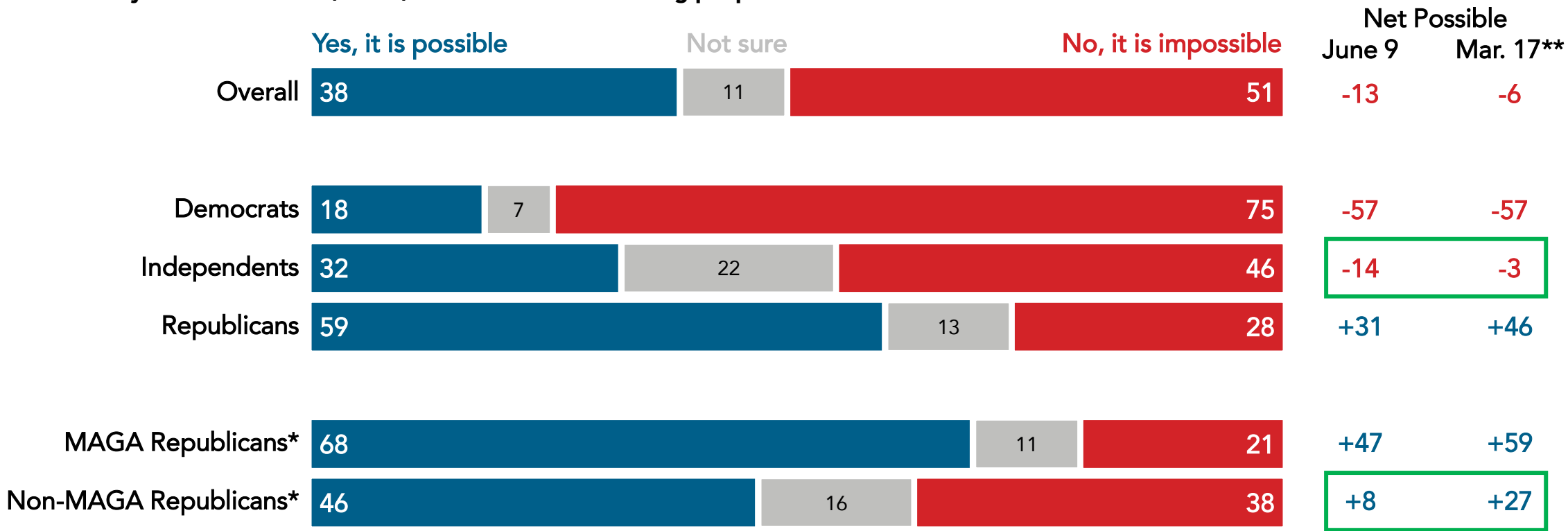


*"MAGA Republicans" are Republicans who identify as "a supporter of the MAGA movement" on a separate question, while "non-MAGA Republicans" are Republicans who do not consider themselves supporters of the MAGA movement or are not sure.
Nationwide survey of 1,000 registered voters conducted June 5-June 9, 2025.
For more info, visit navigatorresearch.org.

More Than Half Say Republicans Can't Make Their Proposed Medicaid Cuts Without Kicking People Off

Growing shares say it is not possible to make these cuts without kicking people off Medicaid, including growing shares of independents (from net -3 possible to net -14) and non-MAGA Republicans* (from net +27 possible to just net +8).

Republicans in Congress recently passed legislation cutting nearly \$800 billion from Medicaid. Do you think it is possible for them to cut \$800 billion from Medicaid solely focused on waste, fraud, and abuse without kicking people off Medicaid?



*"MAGA Republicans" are Republicans who identify as "a supporter of the MAGA movement" on a separate question, while "non-MAGA Republicans" are Republicans who do not consider themselves supporters of the MAGA movement or are not sure. **Previous question text read: "Republicans in Congress recently proposed major budget cuts, including \$880 billion from the committee that has jurisdiction over Medicaid and Medicare. They claim that they will only cut waste, fraud, and abuse without kicking people off Medicaid. Do you think that it is possible for them to cut \$880 billion from that committee in waste, fraud, and abuse without kicking people off Medicaid?" Nationwide surveys of registered voters; Each wave represents approximately 1,000 interviews taken over the prior three-five days. Latest wave conducted June 5-June 9, 2025. For more info, visit navigatortresearch.org.

Most Opposed Cuts to Medicaid: Changing Eligibility Rules, New Barriers, Making It Harder, More Paperwork

Below is a list of policies related to Medicaid. Please indicate whether you support or oppose each one.

	Support		Not sure		Somewhat oppose	Strongly oppose	Overall	Net Support			MAGA Reps.*	Non-MAGA Reps.*
								Dem	Ind			
***Cutting Medicaid so fewer people use Medicaid and that money can fund tax cuts for wealthy people and big corporations	11	9	14			66	-69	-88	-68		-41	-64
***Changing the eligibility rules for Medicaid so that many people who are in poor health, have a disability, or take care of their children or parents will lose their health care	13	7	16			64	-66	-85	-60		-46	-56
**Cutting Medicaid	19	7	16			58	-54	-86	-65		-5	-37
Putting up barriers so people can't get their Medicaid benefits	13	8	21			58	-65	-85	-66		-26	-67
Making it harder for Americans to qualify for Medicaid	23	7	19			51	-47	-82	-52	+6		-31
Adding more paperwork and bureaucracy in order for Americans to get Medicaid	20	10	21			49	-50	-75	-66		-14	-33
Taking away Medicaid health coverage from people who do not meet a requirement to work at least 20 hours a week	29	9	20			42	-32	-70	-49	+25		-7
**Changing the eligibility rules for Medicaid	33	14	17			36	-20	-61	-35	+35		+15
Adding work requirements in order to qualify for Medicaid	38	9	18			35	-15	-56	-24	+41		+12

*"MAGA Republicans" are Republicans who identify as "a supporter of the MAGA movement" on a separate question, while "non-MAGA Republicans" are Republicans who do not consider themselves supporters of the MAGA movement or are not sure.
 Nationwide survey of 1,000 registered voters conducted June 5-June 9, 2025.
 For more info, visit navigatorresearch.org.

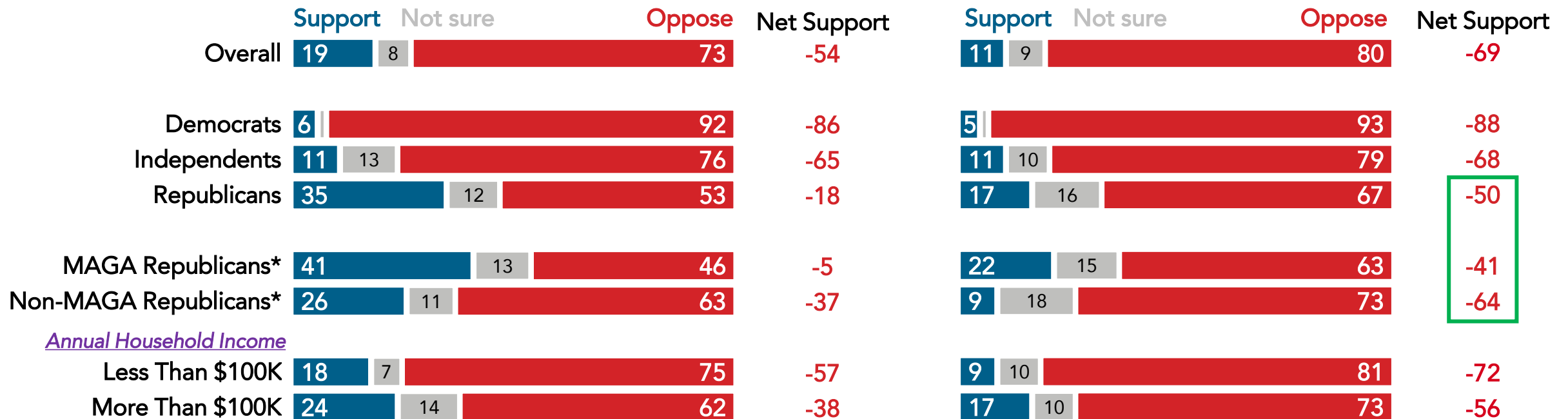
navigator.*

Medicaid Cuts Are Unpopular and Are Even Less Popular When Framed as Funding Tax Breaks for the Rich and Corporations

While Republicans oppose cutting Medicaid by 18 points, they oppose cutting Medicaid to pay for tax breaks for the rich by 50 points. Americans earning less than \$100,000 a year in household income more strongly oppose both policies than those earning more.

[Split Sample] Please indicate whether you support or oppose:
Cutting Medicaid.

[Split Sample] Please indicate whether you support or oppose:
Cutting Medicaid so fewer people use Medicaid and that money can fund tax cuts for wealthy people and big corporations.

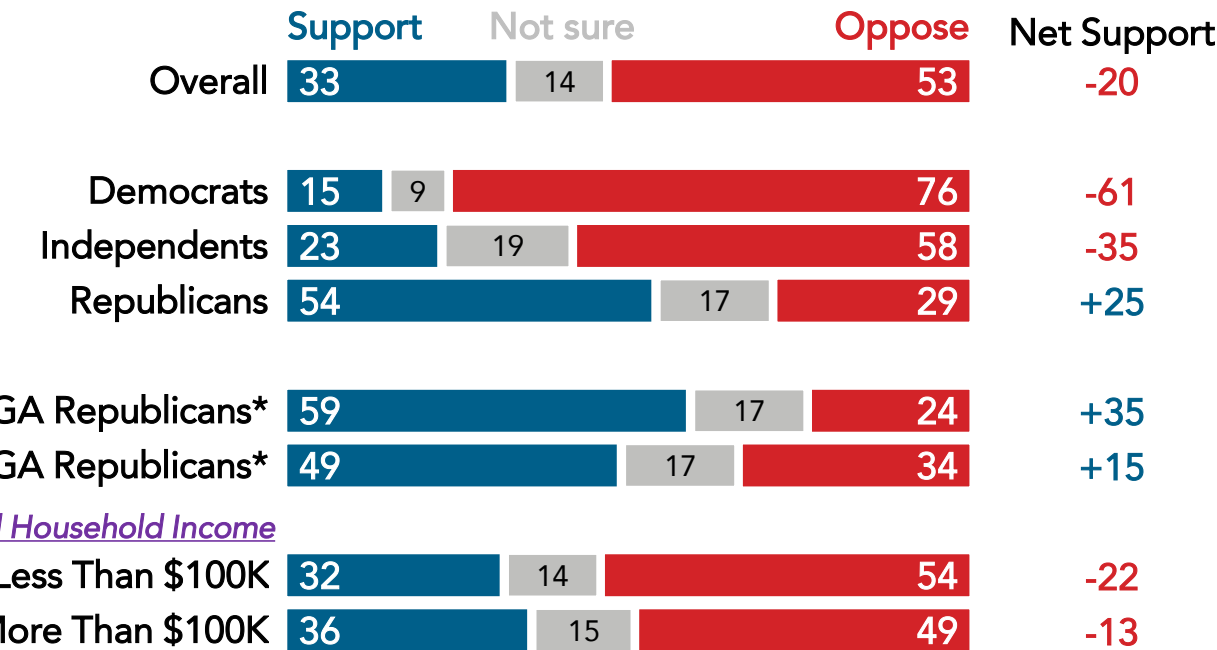


*"MAGA Republicans" are Republicans who identify as "a supporter of the MAGA movement" on a separate question, while "non-MAGA Republicans" are Republicans who do not consider themselves supporters of the MAGA movement or are not sure.
Nationwide survey of 1,000 registered voters conducted June 5-June 9, 2025.
For more info, visit navigatortresearch.org.

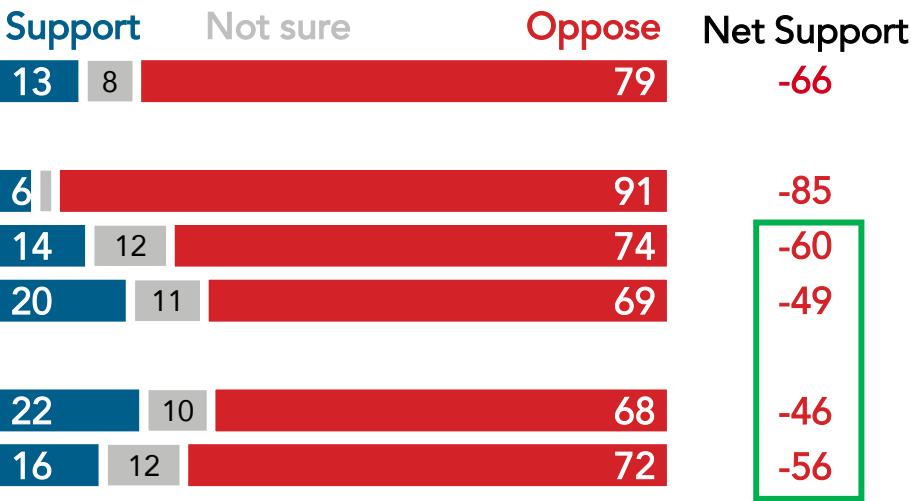
Highlighting Who Will Lose Health Care If Eligibility Rules for Medicaid Are Changed Deepens the Policy’s Unpopularity

Roughly four in five Americans oppose changing eligibility rules for Medicaid with the context that it would take health care away from those in poor health, caretakers, and Americans with disabilities, including majorities of Republicans (69%) and independents (74%).

[Split Sample] Please indicate whether you support or oppose:
Changing the eligibility rules for Medicaid.



[Split Sample] Please indicate whether you support or oppose:
Changing the eligibility rules for Medicaid so that many people who are in poor health, have a disability, or take care of their children or parents will lose their health care.

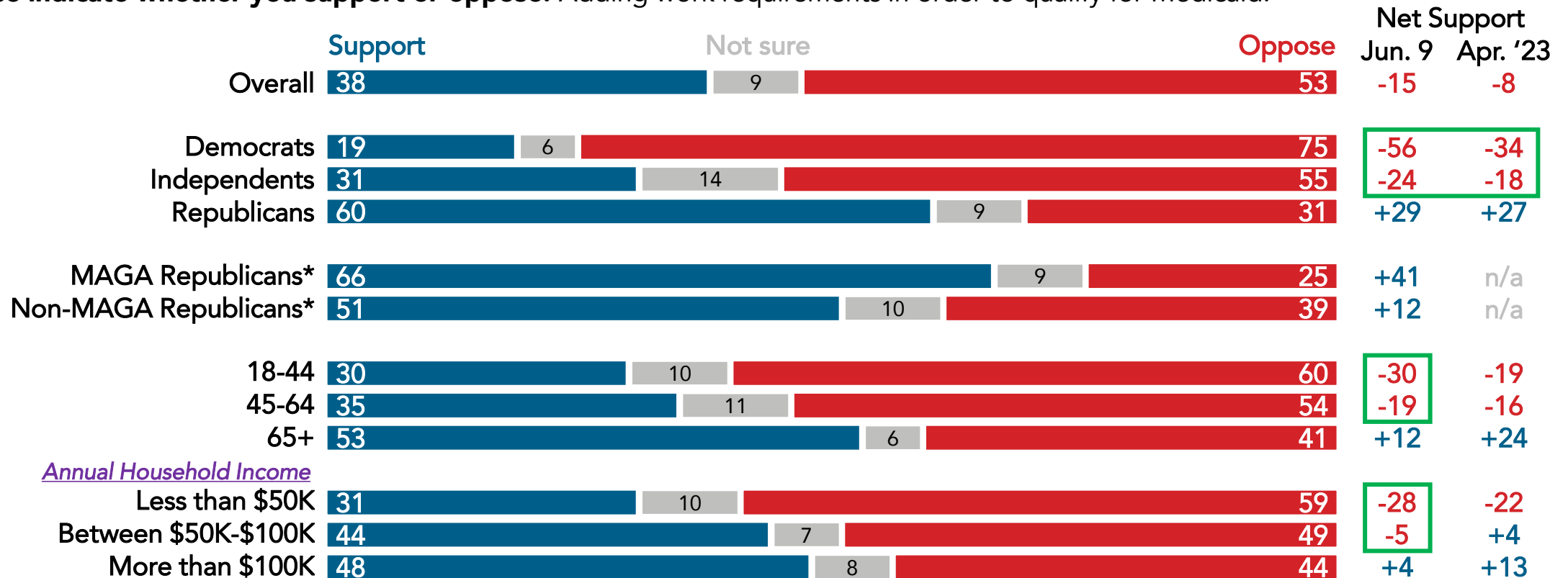


*"MAGA Republicans" are Republicans who identify as "a supporter of the MAGA movement" on a separate question, while "non-MAGA Republicans" are Republicans who do not consider themselves supporters of the MAGA movement or are not sure.
Nationwide survey of 1,000 registered voters conducted June 5-June 9, 2025.
For more info, visit navigatortresearch.org.

A Growing Majority Opposes Adding Work Requirements for Medicaid

Growing shares of independents (from net -18 support to net -24) and Democrats (from net -34 to net -56) oppose work requirements for Medicaid compared to April 2023. Lower income households and younger Americans oppose work requirements more strongly.

Please indicate whether you support or oppose: Adding work requirements in order to qualify for Medicaid.



*"MAGA Republicans" are Republicans who identify as "a supporter of the MAGA movement" on a separate question, while "non-MAGA Republicans" are Republicans who do not consider themselves supporters of the MAGA movement or are not sure.
 Nationwide surveys of registered voters; Each wave represents approximately 1,000 interviews taken over the prior three-five days.
 Latest wave conducted June 5-June 9, 2025. For more info, visit navigatortresearch.org.

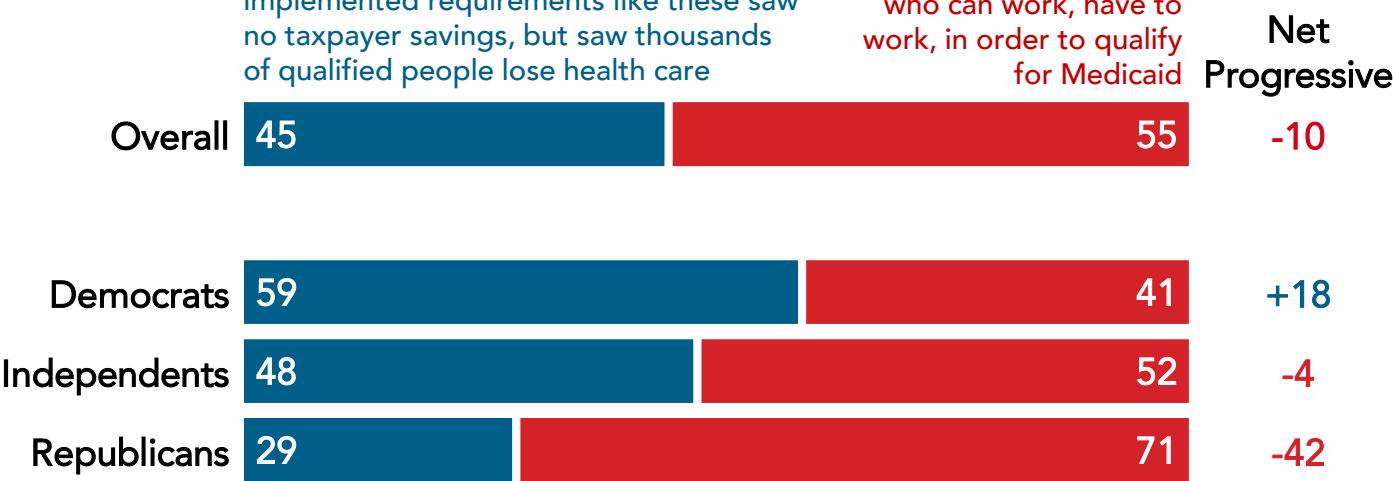
Direct Criticism of Work Requirements Is Less Persuasive Than Highlighting Specific Harms and Victims of Medicaid Cuts

Which side do you agree with more?

DIRECT WORK REQUIREMENT

REBUTTAL: Medicaid work requirements are built on the lie that recipients are lazy or taking advantage of the system. This is not true. Most adults enrolled in Medicaid work, are taking care of children or other family members, are attending school, or have health problems that prevent them from working. And, states that have implemented requirements like these saw no taxpayer savings, but saw thousands of qualified people lose health care

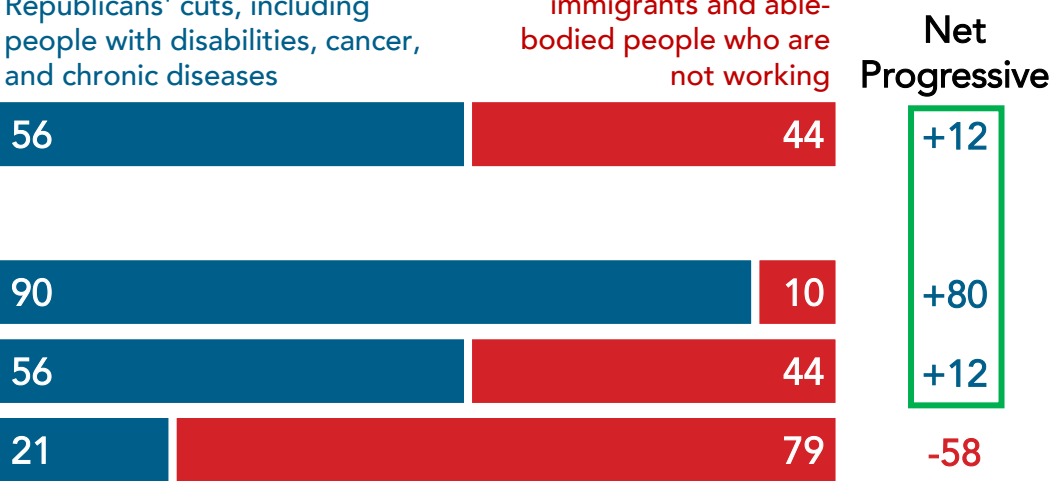
We can protect the millions of Americans who count on Medicaid for their health care while also cracking down on waste, fraud, and abuse by increasing work requirements so people who can work, have to work, in order to qualify for Medicaid



Which side do you believe more?

SPECIFIC HARMS: Seniors in Maine, families with disabled kids in North Carolina, and nurses in rural hospitals have publicly said they rely on Medicaid and could lose their health care due to Republicans' cuts, including people with disabilities, cancer, and chronic diseases

The Republican budget plan is not going to cut Medicaid for hardworking Americans who rely on it: it is only going to eliminate waste, fraud, and abuse by targeting illegal immigrants and able-bodied people who are not working



Nationwide survey of 1,000 registered voters conducted June 5-June 9, 2025.
For more info, visit navigatorresearch.org.

Real Stories and Past Republican Efforts to Cut Health Care Are Most Credible in Showing Republicans Will Cut Medicaid

Which side do you believe more?

FACTS: The nonpartisan Congressional Budget Office (CBO) found that the Republican budget will require cuts to Medicaid that will eliminate coverage for more than 10 million Americans, and that there isn't a way to make the budget cuts they've proposed without cuts to Medicaid for older adults, kids, and rural hospitals that count on it

The Republican budget plan is not going to cut Medicaid for hardworking Americans who rely on it: it is only going to eliminate waste, fraud, and abuse by targeting illegal immigrants and able-bodied people who are not working



SPECIFIC HARMS: Seniors in Maine, families with disabled kids in North Carolina, and nurses in rural hospitals have publicly said they rely on Medicaid and could lose their health care due to Republicans' cuts, including people with disabilities, cancer, and chronic diseases

Net Believe
Prog. Argument
Overall Ind

+6 +10

+12 +12

TAX BREAKS: The Republican budget plan cuts Medicaid because that's how they are finding the money to pay for another round of tax breaks for the rich and big corporations. Instead of investing that money in Americans' health care, they are going to put that money into the pockets of the rich



Net Believe
Prog. Argument
Overall Ind

+6 +22

+12 +30

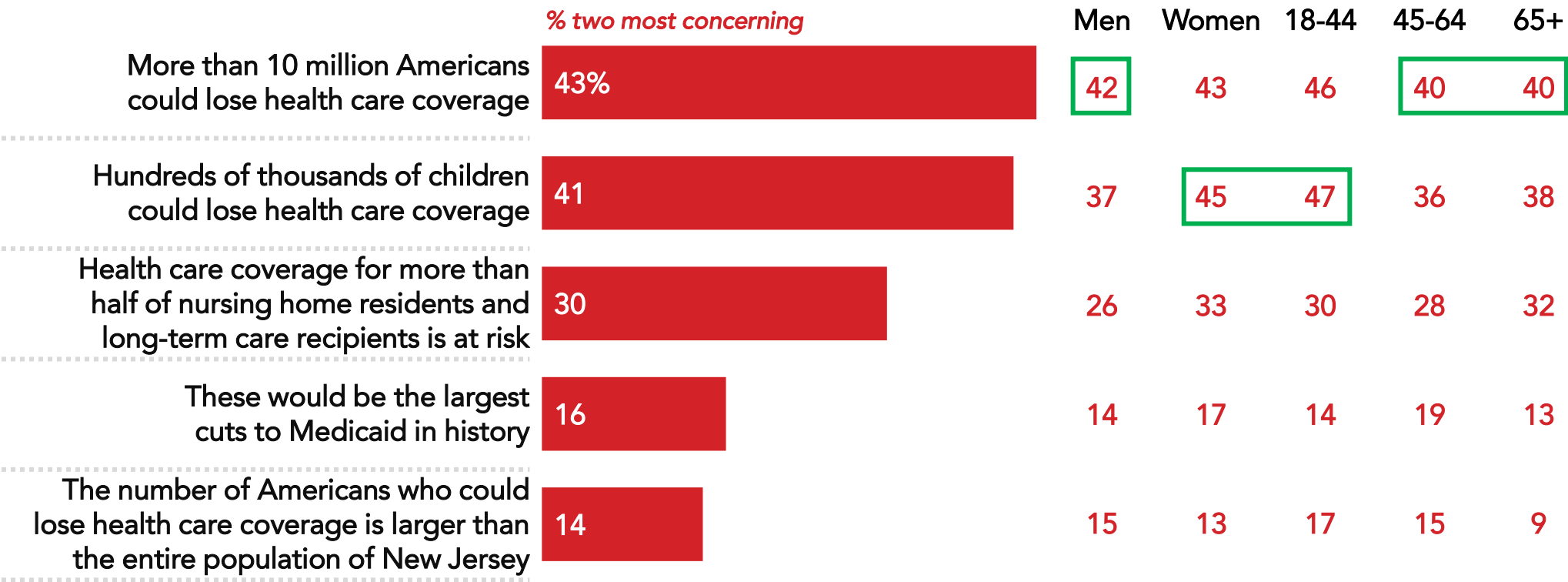
REPS UNTRUSTWORTHY: Republicans can't be trusted with this budget which does cut Medicaid because they have a long track record of trying to take away health care like Medicaid. They tried countless times to repeal the Affordable Care Act and deny healthcare coverage to millions of Americans, including those with pre-existing conditions like cancer. We can't trust them to protect Medicaid

Nationwide survey of 1,000 registered voters conducted June 5-June 9, 2025.
For more info, visit navigatorresearch.org.

Most Concerning Description of the Scope of Medicaid Cuts: Numbers of Those Losing Coverage and Children at Risk

Two in five Americans are concerned about 10 million Americans losing health care coverage (43%) and hundreds of thousands of children losing their coverage (41%).

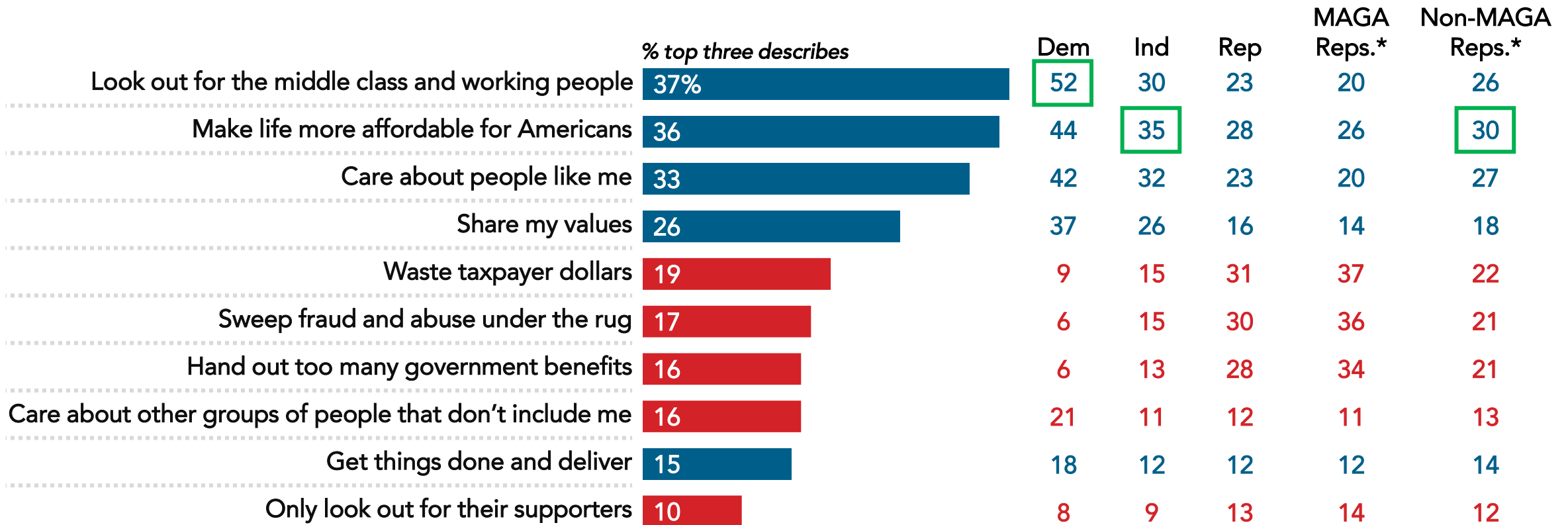
Thinking more about potential cuts to Medicaid... which of the following are the most concerning to you?



Best Descriptors of Medicaid Defenders: Looking Out for the Middle Class and Making Life More Affordable

Among independents and non-MAGA Republicans*, the best description for politicians who want to protect Medicaid is that they make life more affordable for Americans (35% and 30%, respectively).

Which of the following words or phrases would you use to describe politicians who want to protect Medicaid from cuts? They...



*"MAGA Republicans" are Republicans who identify as "a supporter of the MAGA movement" on a separate question, while "non-MAGA Republicans" are Republicans who do not consider themselves supporters of the MAGA movement or are not sure.
Nationwide survey of 1,000 registered voters conducted June 5-June 9, 2025.
For more info, visit navigatortresearch.org.



About Navigator

In a world where the news cycle is the length of a tweet, our leaders often lack the real-time public-sentiment analysis to shape the best approaches to talking about the issues that matter the most. Navigator is designed to act as a consistent, flexible, responsive tool to inform policy debates by conducting research and reliable guidance to inform allies, elected leaders, and the press. Navigator is a project led by pollsters from Global Strategy Group and GBAO along with an advisory committee, including: Jessica Floyd, The Hub Project; Christina Reynolds; Mike Podhorzer; Jesse Ferguson, progressive strategist; Navin Nayak, Center for American Progress Action Fund; Stephanie Valencia, EquisLabs; and Melanie Newman, Planned Parenthood Action Fund.

About the Study

Global Strategy Group conducted a public opinion survey among a sample of 1,000 registered voters from June 5-June 9, 2025. 100 additional interviews were conducted among Hispanic voters. 71 additional interviews were conducted among Asian American and Pacific Islander voters. 100 additional interviews were conducted among African American voters. 100 additional interviews were conducted among independent voters. The survey was conducted online, recruiting respondents from an opt-in online panel vendor. Respondents were verified against a voter file and special care was taken to ensure the demographic composition of our sample matched that of the national registered voter population across a variety of demographic variables. The margin of error for the full sample at the 95 percent level of confidence is +/- 3.1 percentage points. The margin of error for subgroups varies and is higher.

For Press inquiries contact:

press@navigatorresearch.org

To learn more about Navigator:

<http://navigatorresearch.org>

@NavigatorSurvey on Twitter