

navigator*

Tuesday, January 20th

One Year of Trump



Credit: Shutterstock/Noam Galai

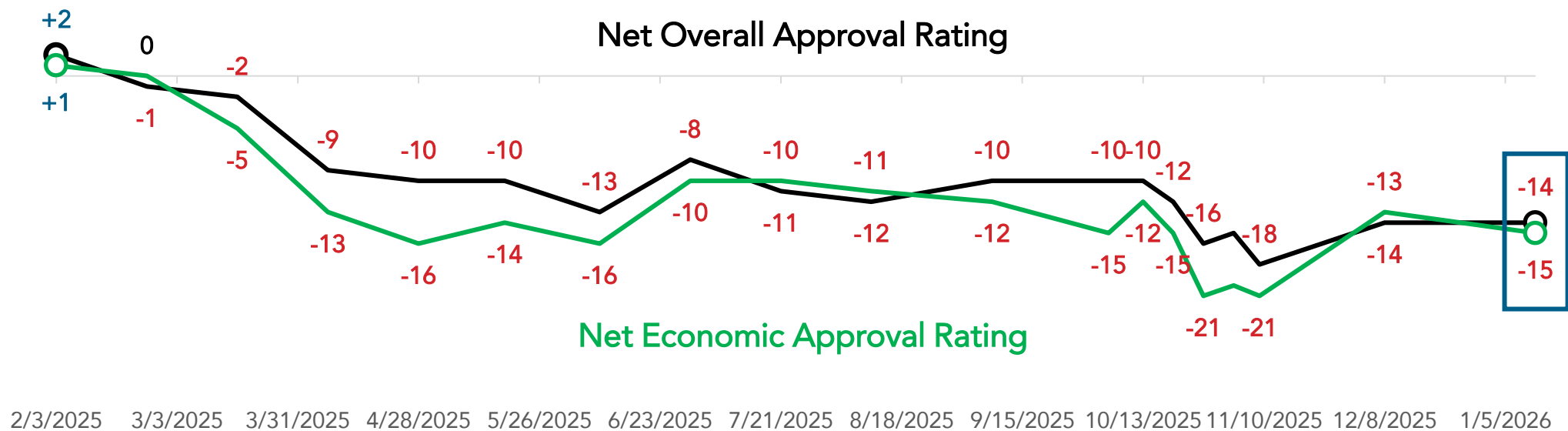
Key Takeaways:

- Americans give Trump a C- average a year into his second term, while his overall approval and economic approval ratings remain negative by double digits.
- Growing shares of Republicans want to see their party abandon Trump's path and start in a new direction, as nearly one in six 2024 Trump voters regret their choice, citing the economy.
- Nearly three in five Americans disapprove of Trump's handling of inflation and the cost of living, which is the economic issue they are most concerned about. Americans continue to report feeling the pinch on rising grocery, housing, health care, and utility costs.
- Americans most report political division, costs (including health care, housing, and energy), and the functioning of our democracy as having worsened under Trump's second term.

One Year Later, Trump's Approvals Are in the Negative

Trump's overall and economic approval ratings are both in the negative, with his overall approval at net -14 approve and his economic approval at net -15. Among independents, he's in the negative by 38 points overall and on the economy by 34.

Do you approve or disapprove of the way Donald Trump is handling his job as president/**the economy**?

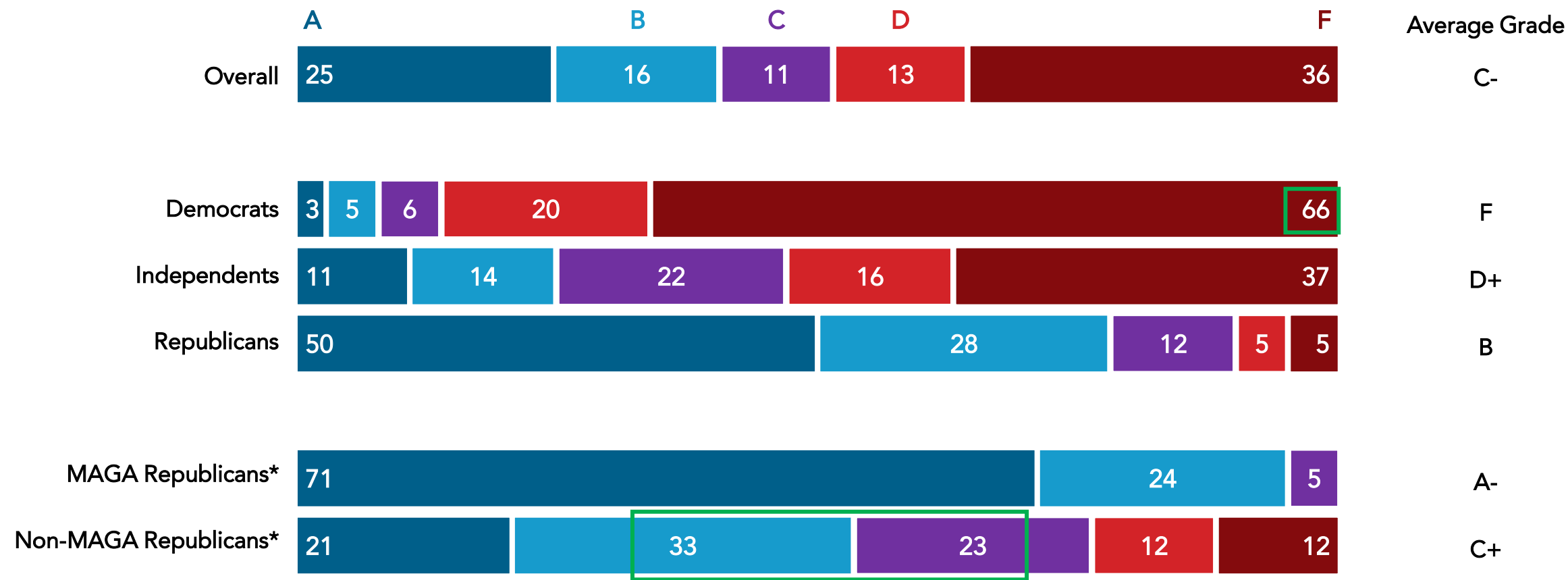


Nationwide surveys of registered voters; Each wave represents approximately 1,000 interviews taken over the prior three-five days. Latest wave conducted January 8-January 12, 2026. For more info, visit navigatortresearch.org.

Trump’s Grade a Year Into His Second Term Sits at a C- Average

A majority of non-MAGA Republicans* give Trump’s presidency either a B (33%) or a C (23%) grade, and over one in three independents rate Trump’s presidency as an F (37%).

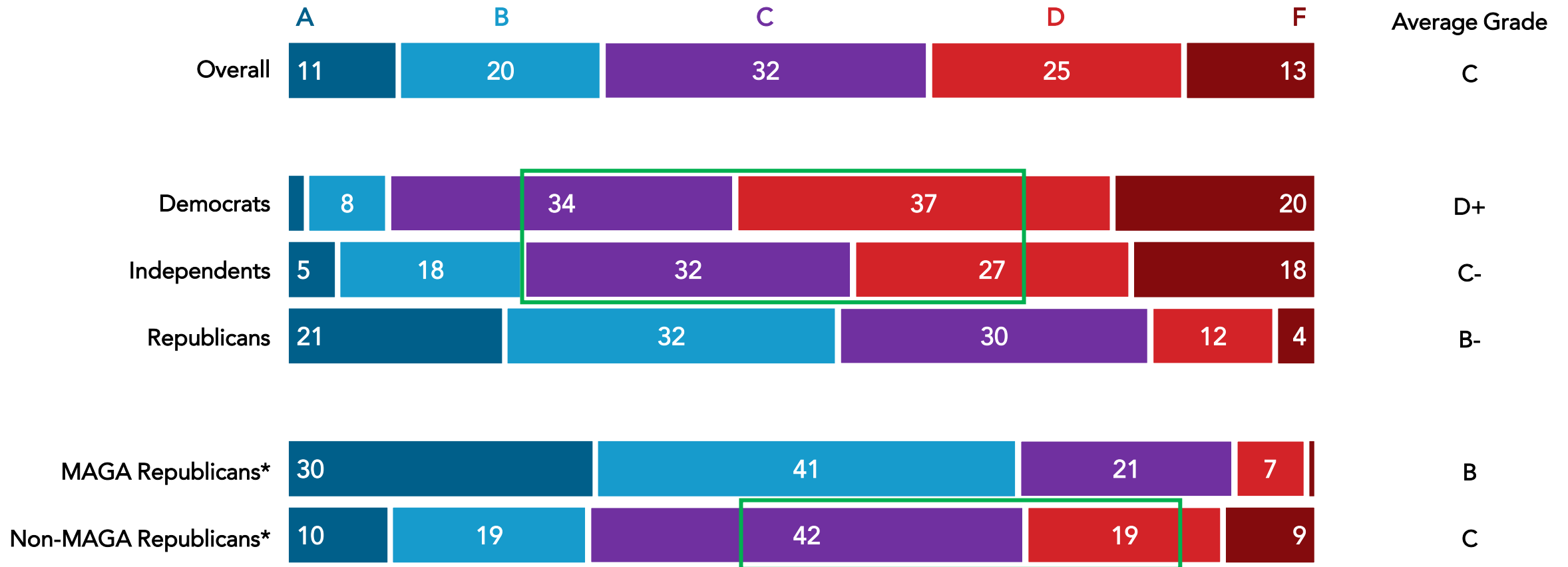
Donald Trump has been in office for around one year in his second term. What grade would you give to his presidency so far?



*"MAGA Republicans" are Republicans who identify as "a supporter of the MAGA movement" on a separate question, while "non-MAGA Republicans" are Republicans who do not consider themselves supporters of the MAGA movement or are not sure. Nationwide survey of 1,000 registered voters conducted January 8-January 12, 2026. For more info, visit navigatortorresearch.org.

Trump Graded the Economy an "A+++++." Americans Strongly Disagree, Giving the Economy a C Grade on Average

What grade would you give the current economy?

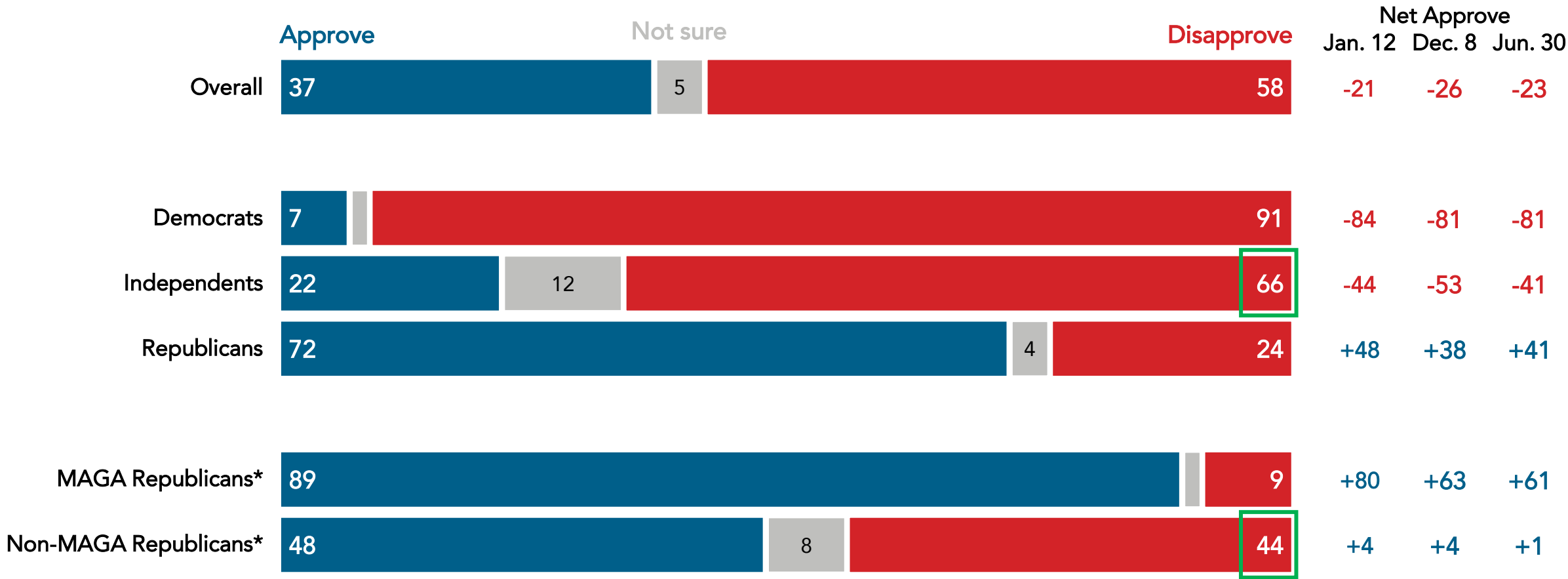


*"MAGA Republicans" are Republicans who identify as "a supporter of the MAGA movement" on a separate question, while "non-MAGA Republicans" are Republicans who do not consider themselves supporters of the MAGA movement or are not sure. Nationwide survey of 1,000 registered voters conducted January 8-January 12, 2026. For more info, visit navigatortorresearch.org.

Trump’s Rating on Handling Inflation Is Deeply Underwater

Roughly three in five Americans disapprove of the way Trump is handling inflation and the cost of living (58%), including 66% of independents and 44% of non-MAGA Republicans*.

Do you approve or disapprove of the way Donald Trump is handling inflation and the cost of living?



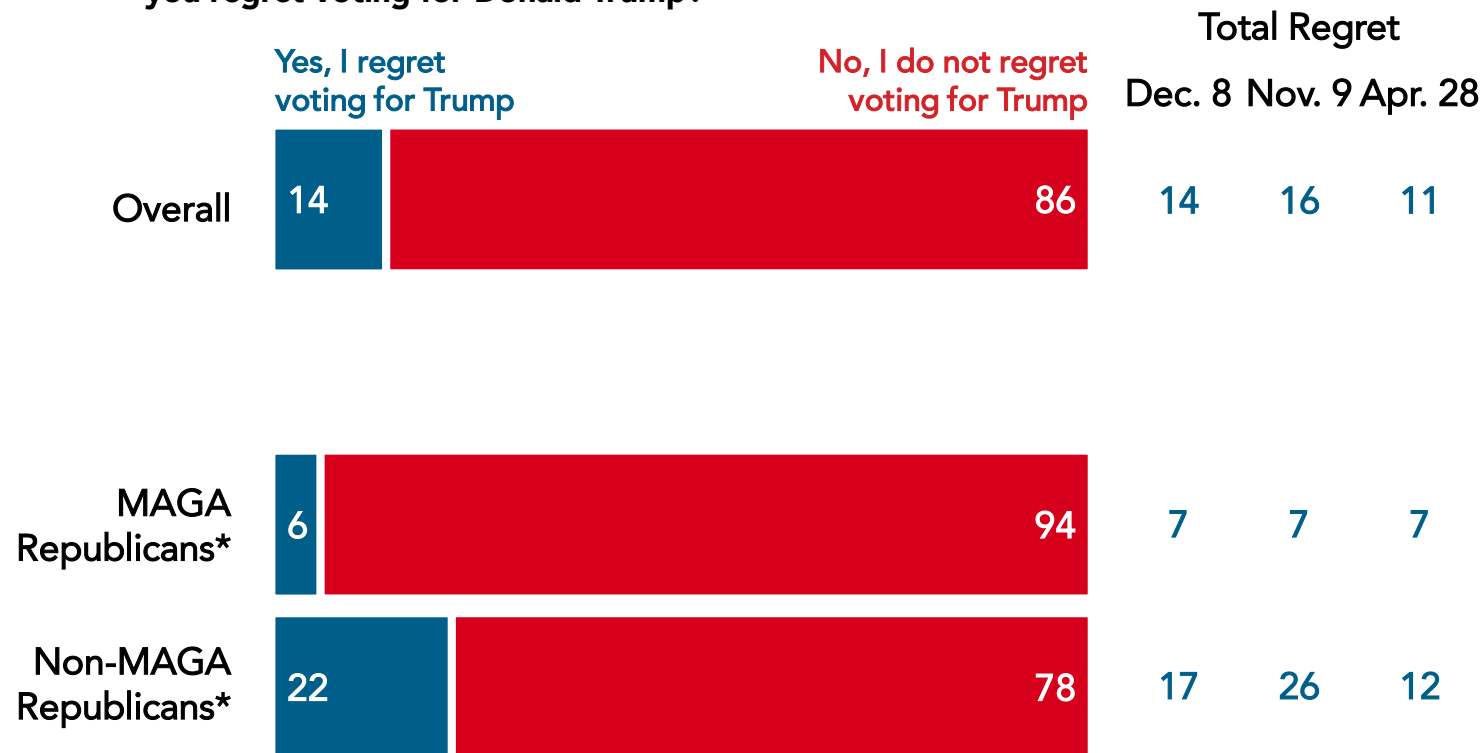
*"MAGA Republicans" are Republicans who identify as "a supporter of the MAGA movement" on a separate question, while "non-MAGA Republicans" are Republicans who do not consider themselves supporters of the MAGA movement or are not sure.
Nationwide surveys of registered voters; Each wave represents approximately 1,000 interviews taken over the prior three-five days.
Latest wave conducted January 8-January 12, 2026. For more info, visit navigatorresearch.org.

Nearly One in Six Trump Voters Continue to Regret Their Choice, Citing the Economy as Their Main Reason for Regret

Among the 14% who regret voting for Trump, they primarily blame the economy and high prices.

[If 2024 Trump voter] You indicated you voted for Donald Trump in 2024. Do you regret voting for Donald Trump?

[If voted for Trump and regret voting for him] You indicated you regret voting for Donald Trump in 2024. What makes you say that?

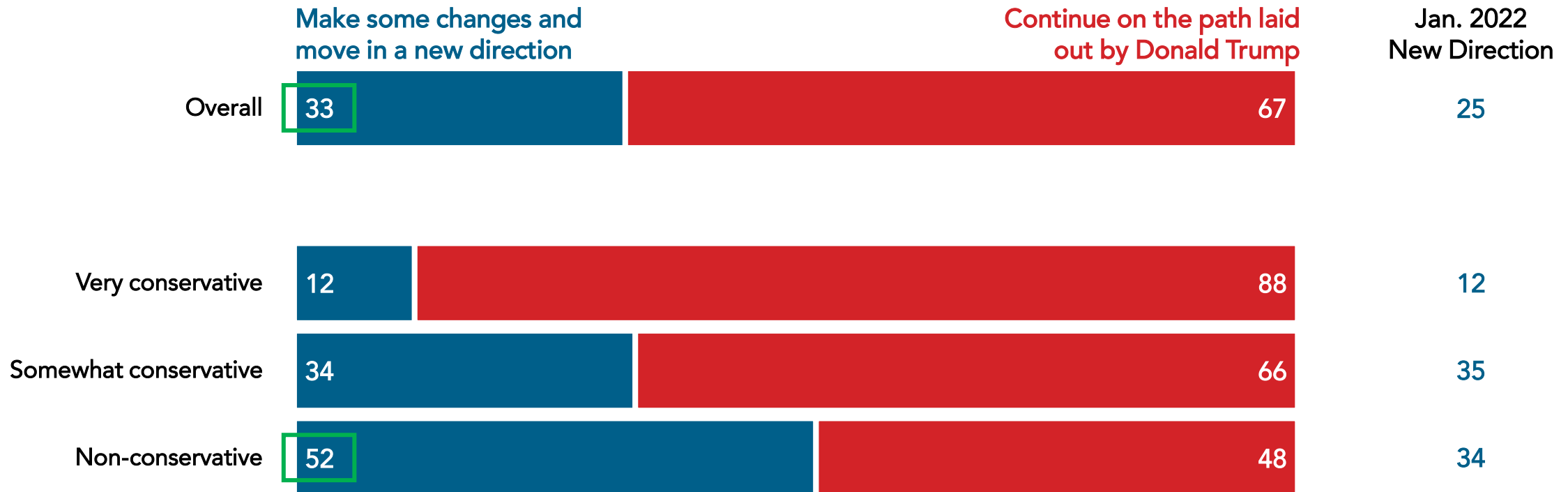


**“MAGA Republicans” are Republicans who identify as “a supporter of the MAGA movement” on a separate question, while “non-MAGA Republicans” are Republicans who do not consider themselves supporters of the MAGA movement or are not sure.
 Nationwide surveys of registered voters; Each wave represents approximately 1,000 interviews taken over the prior three-five days.
 Latest wave conducted January 8-January 12, 2026. For more info, visit navigatorresearch.org.

navigator.

Compared to 2022 Ahead of the Midterms, More Republicans Want to See the Party Move in a New, Non-Trump Direction

[IF REPUBLICAN] Do you think that the Republican Party should continue on the path laid out by Donald Trump or do you think the Republican Party should make some changes and move in a new direction?

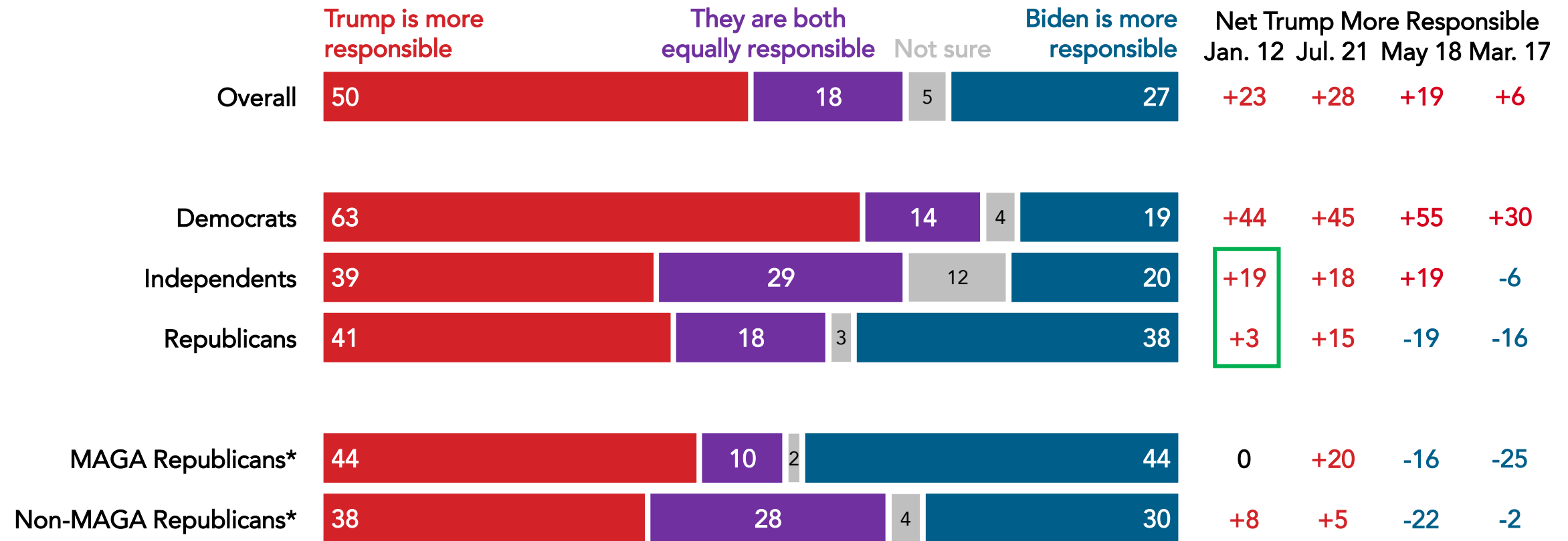


Nationwide surveys of registered voters; Each wave represents approximately 1,000 interviews taken over the prior three-five days. Latest wave conducted January 8-January 12, 2026. For more info, visit navigatorresearch.org.

Americans See the Economy as Trump's Responsibility

Half of Americans say Trump is more responsible for the economy, including a plurality of independents (39%) and Republicans (41%).

Do you think Donald Trump or Joe Biden is more responsible for the current state of the economy?

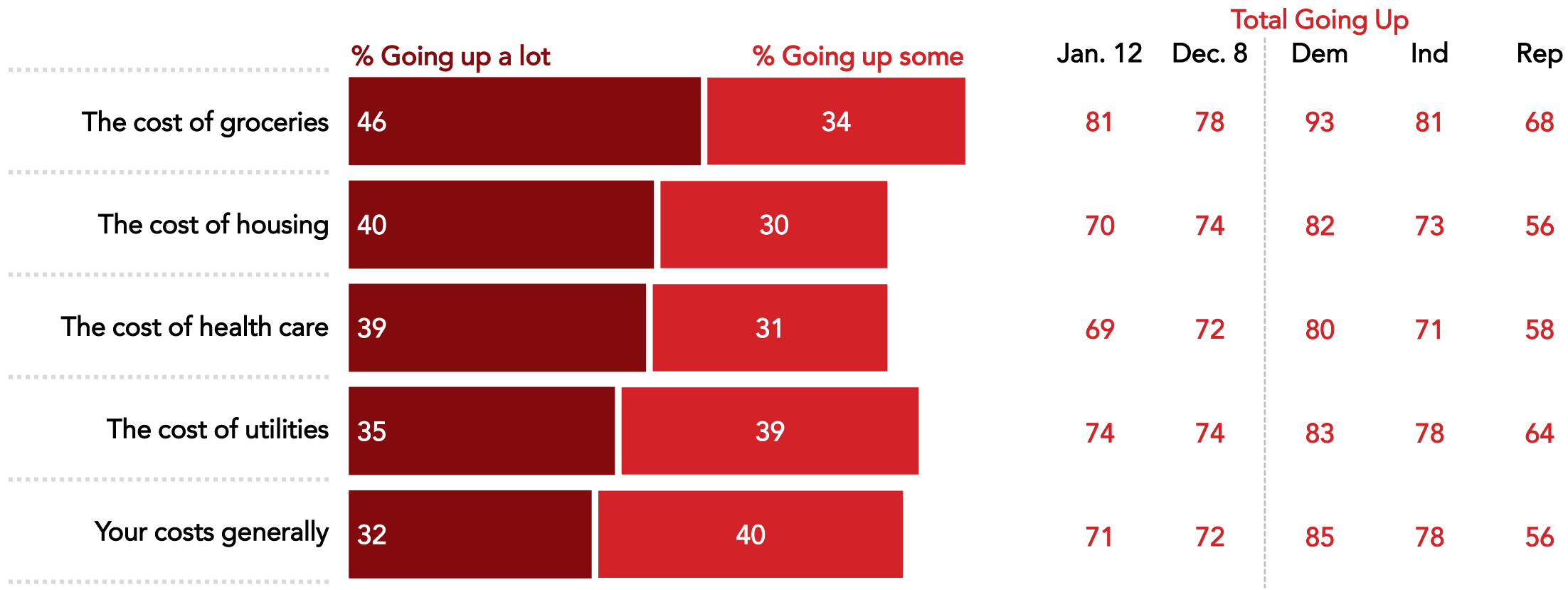


*"MAGA Republicans" are Republicans who identify as "a supporter of the MAGA movement" on a separate question, while "non-MAGA Republicans" are Republicans who do not consider themselves supporters of the MAGA movement or are not sure.
 Nationwide surveys of registered voters; Each wave represents approximately 1,000 interviews taken over the prior three-five days.
 Latest wave conducted January 8-January 12, 2026. For more info, visit navigatorresearch.org.

Americans Continue to Report Rising Grocery, Housing, Health Care, Utility Costs

Majorities of Democrats, independents, and Republicans say the cost of each of the items tested is going up.

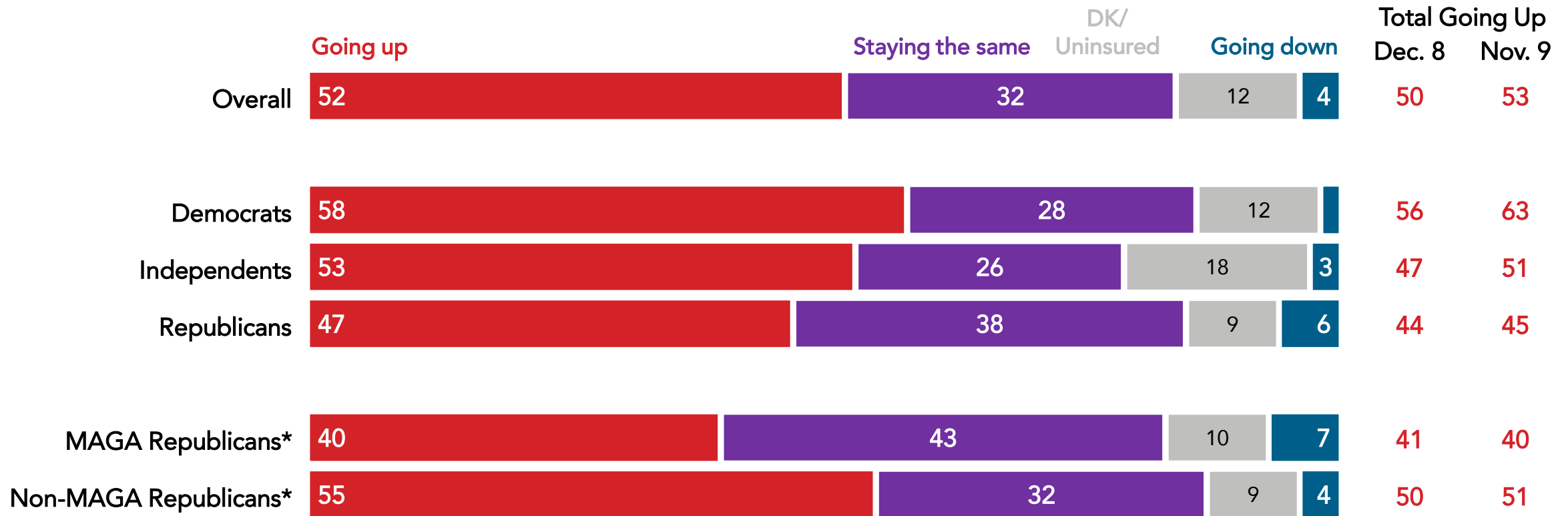
Please indicate, for each one, whether you feel like those costs are going up, going down, or staying the same.



Nationwide surveys of registered voters; Each wave represents approximately 1,000 interviews taken over the prior three-five days. Latest wave conducted January 8-January 12, 2026. For more info, visit navigatortresearch.org.

Majorities Continue to Say Their Health Care Premiums Are on the Rise

More specifically... Are your health care premiums, or the amount you pay each month for health insurance, going up, going down, or staying the same?



*"MAGA Republicans" are Republicans who identify as "a supporter of the MAGA movement" on a separate question, while "non-MAGA Republicans" are Republicans who do not consider themselves supporters of the MAGA movement or are not sure.
Nationwide surveys of registered voters; Each wave represents approximately 1,000 interviews taken over the prior three-five days.
Latest wave conducted January 8-January 12, 2026. For more info, visit navigatorresearch.org.

Trump and Republicans Continue to Shoulder the Blame For Higher Costs, Including Health Care

Independents blame Trump and Republicans more for rising costs broadly (net +21 blame Trump and Republicans), while non-MAGA Republicans* are split on who they blame more (evenly divided).

Below is a list of things some say are happening right now. Please indicate who you blame more for each one.

					Net Blame Trump/GOP More							
					Jan. 12	Dec. 8	Nov. 9	Dem	Ind	Rep	Non-MAGA Reps.*	MAGA Reps.*
	Democrats in Congress	Both equally	Don't believe	Neither/ DK								
Costs generally rising	22	21	13	44	+22	+21	+27	+70	+21	-25	-44	0
Health care premiums going up	21	19	15	43	+22	+22	+26	+70	+18	-25	-40	-3
Electricity costs going up	18	21	24	34	+16	+17	+19	+56	+12	-23	-41	+1

*"MAGA Republicans" are Republicans who identify as "a supporter of the MAGA movement" on a separate question, while "non-MAGA Republicans" are Republicans who do not consider themselves supporters of the MAGA movement or are not sure.
Nationwide surveys of registered voters; Each wave represents approximately 1,000 interviews taken over the prior three-five days.
Latest wave conducted January 8-January 12, 2026. For more info, visit navigatorresearch.org.

A Third Are Unsure on the Economy or Believe the Economy Is Bad, But Don't Yet Blame Trump and GOP for Costs Rising

Nearly a third of Americans are either unsure on the economy or already pessimistic about the economy, but do not yet blame Trump and Republicans – and are most likely open to persuasion.

Economic Optimists –
Those who rate the
economy positively



Very conservative Republicans (80% are Economic Optimists)

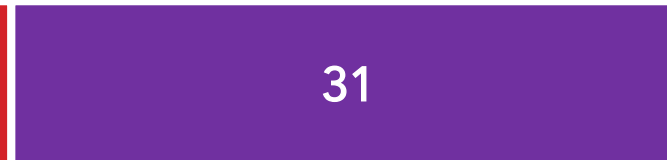
MAGA Republicans* (72%)

Politically engaged Republicans (70%)

Republican men (67%)

Fox News viewers (51%)

Persuadable Economic Pessimists – Those who are
unsure on the economy OR rate the economy
negatively, but don't blame Trump/GOP for costs rising



Independent women (57% are Persuadable Economic Pessimists)

Uninsured (54%)

Independents (52%)

Non-conservative
Independents/GOP (46%)

Non-MAGA Republicans*
(44%)

Republican women (42%)

Moderates (41%)

Passive news consumers (41%)

Millennials (39%)

Americans 18-44 (37%)

Non-college women (37%)

Consolidated Economic Pessimists –
Those who rate the economy negatively
and blame Trump/GOP for costs rising



Politically engaged Dems (75% are Consolidated Economic Pessimists)

Liberal Democrats (72%)

Liberals (65%)

Democratic men (64%)

AAPL Americans (50%)

Black Americans (49%)

Service industry (46%)

*"MAGA Republicans" are Republicans who identify as "a supporter of the MAGA movement" on a separate question, while "non-MAGA Republicans" are Republicans who do not consider themselves supporters of the MAGA movement or are not sure. Nationwide survey of 1,000 registered voters conducted January 8-January 12, 2026. For more info, visit navigatorresearch.org.

navigator*

Americans' Biggest Concerns About the National Economy Are Inflation and Wages Not Keeping Up With Costs

Roughly three in four Americans are most concerned about rising costs and inflation (72%), while half are concerned about wages not keeping up with costs (49%).

Below is a list of potential concerns people might have about the national economy right now. Please indicate which three you are currently most concerned about in the U.S. economy, if any.

	% three most concerned about				Household Income:			Pers. Econ Pessimists*
		Dem	Ind	Rep	<\$50K	\$50K-\$100K	\$100K+	
Rising costs and inflation, like the cost of groceries	72%	75	74	69	76	67	72	77
Wages not keeping up with costs	49	52	48	46	51	50	43	56
Job loss and unemployment	38	43	41	32	40	35	37	42
Taxes going up	27	25	33	28	25	32	25	28
The national debt increasing	24	18	20	30	21	26	28	19
Income inequality	23	34	18	12	23	23	19	19
High interest rates	21	16	17	27	18	22	25	18
Volatility in the stock market	10	9	5	12	6	12	15	8
Shrinking GDP, or national economic growth	9	6	7	12	9	9	10	8

*"Persuadable Economic Pessimists" are those who rate the economy negatively but don't blame Trump/GOP for costs rising or are not sure how they feel about the economy. Nationwide survey of 1,000 registered voters conducted January 8-January 12, 2026. For more info, visit navigatortresearch.org.

Americans Overwhelmingly Feel Their Costs Have Increased Under Trump

Below is a list of things that some said could happen as a result of Donald Trump's economic policies. Please indicate whether you think each one has happened in the first year of his second term.

	Happened	Don't know	Not happened	Net Happened				MAGA Reps.*	Non- MAGA Reps.*	Persuadable Econ Pessimists^
				Overall	Dem	Ind	Rep			
**My cost of living has increased	80	4	16	+64	+83	+65	+46	+39	+57	+70
**My grocery costs have gone up	79	4	17	+62	+88	+60	+37	+28	+52	+70
**My utility costs like electricity have gone up	69	9	22	+47	+69	+47	+25	+21	+31	+55
**The cost of housing has gone up	69	10	21	+48	+71	+53	+23	+18	+30	+58
**My health care costs have gone up	61	13	26	+35	+49	+34	+22	+2	+51	+28
Medicaid has been cut	50	22	28	+22	+41	+27	+1	-4	+7	+15
Social Security and Medicare have been cut	42	18	40	+2	+25	+10	-24	-31	-15	0

*"MAGA Republicans" are Republicans who identify as "a supporter of the MAGA movement" on a separate question, while "non-MAGA Republicans" are Republicans who do not consider themselves supporters of the MAGA movement or are not sure. ^"Persuadable Economic Pessimists" are those who rate the economy negatively but don't blame Trump/GOP for costs rising or are not sure how they feel about the economy. Nationwide survey of 1,000 registered voters conducted January 8-January 12, 2026. For more info, visit navigatortresearch.org.

navigator*

Americans Do Not Feel Any of Their Costs Have Gone Down in Trump's Second Term

Below is a list of things that some said could happen as a result of Donald Trump's economic policies. Please indicate whether you think each one has happened in the first year of his second term.

/ split sample

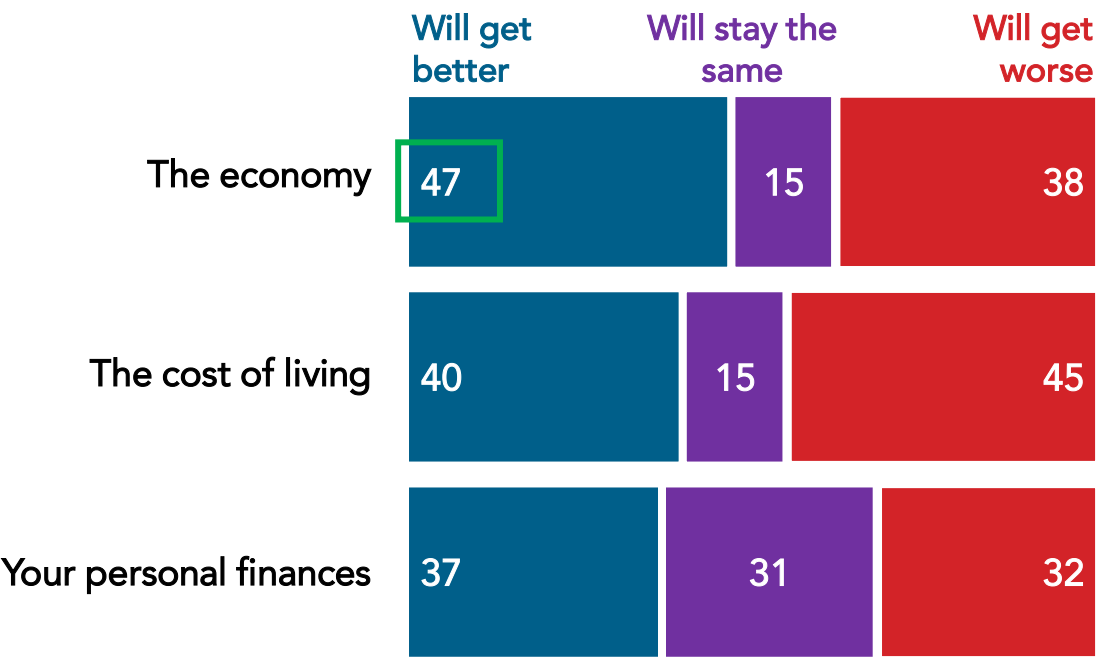
	Net Happened			Overall	Dem	Ind	Rep	MAGA Reps.*	Non- MAGA Reps.*	Persuadable Econ Pessimists^
	Happened	Don't know	Not happened							
***My grocery costs have gone down	19	4	77	-58	-83	-66	-31	-7	-61	-72
***My utility costs like electricity have gone down	17	7	76	-59	-69	-71	-44	-29	-62	-64
***My cost of living has decreased	21	4	75	-54	-73	-62	-35	-15	-60	-63
***The cost of housing has gone down	17	10	73	-56	-77	-54	-37	-24	-53	-61
***My health care costs have gone down	18	13	69	-51	-66	-62	-35	-19	-56	-50
Inflation has decreased	29	7	64	-35	-71	-44	+3	+22	-23	-43
**My taxes have gone down	20	17	63	-43	-61	-52	-22	-3	-47	-44
**More jobs have been created	32	12	56	-24	-70	-35	+25	+52	-15	-29
***There has been less waste, fraud, and abuse in government spending	37	11	52	-15	-50	-44	+26	+55	-9	-24
**The middle class has grown	27	21	52	-25	-48	-26	0	+23	-35	-29
***More manufacturing has happened here in America	38	16	46	-8	-47	-30	+37	+59	+9	-12
***Taxes for billionaires and big corporations have gone down	39	22	39	0	+15	-5	-13	-8	-18	-21

*"MAGA Republicans" are Republicans who identify as "a supporter of the MAGA movement" on a separate question, while "non-MAGA Republicans" are Republicans who do not consider themselves supporters of the MAGA movement or are not sure. ^"Persuadable Economic Pessimists" are those who rate the economy negatively but don't blame Trump/GOP for costs rising or are not sure how they feel about the economy. Nationwide survey of 1,000 registered voters conducted January 8-January 12, 2026. For more info, visit navigatortresearch.org.

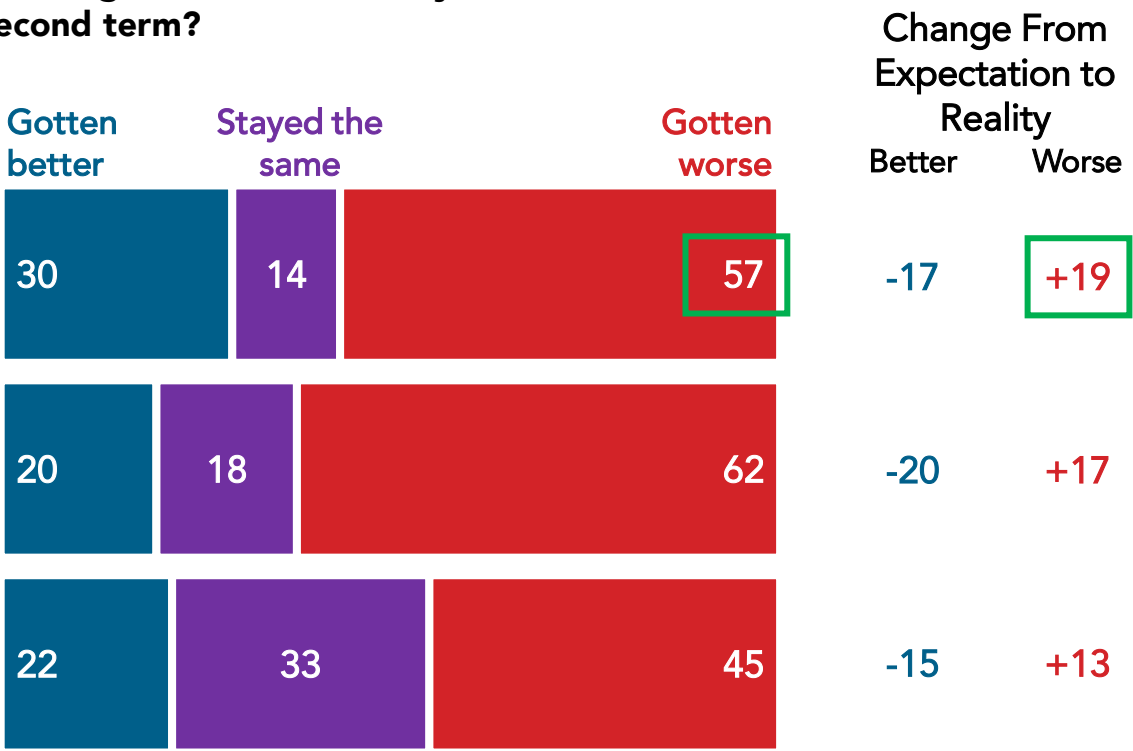
navigator*

Before His Second Term, Americans Believed Trump Would Deliver Economic Relief. A Year Later, Majorities Say He's Failed

January 2025: Please indicate what you think **will happen** to each one under Donald Trump's presidency, once he takes office in January: will each one get better, get worse, or stay the same as it is now?



January 2026: Please indicate what you think **has happened** to each one since Donald Trump's second term started. Has each one gotten better, gotten worse, or stayed the same as it was before his second term?



Nationwide surveys of registered voters; Each wave represents approximately 1,000 interviews taken over the prior three-five days. Latest wave conducted January 8-January 12, 2026. For more info, visit navigatorresearch.org.

Americans See a Lot Getting Worse Under Trump – With Division, Costs, and the Economy Topping the List

Below is a list of items. Please indicate what you think has happened to each one since Donald Trump's second term started. Has each one gotten better, gotten worse, or stayed the same as it was before his second term? [Top 13 items]

	/ split sample					Net Better	
	Worse	The same	Better	Overall	Ind	Non-MAGA Reps.*	Persuable Econ Pessimists^
***Political division in the country	65	22	13	-52	-61	-46	-55
The cost of living	62	18	20	-42	-52	-26	-49
***Health care costs	60	25	15	-45	-50	-33	-46
**The cost of housing	57	27	16	-41	-48	-13	-44
The economy	57	13	30	-27	-48	-5	-39
**Energy costs	56	26	18	-38	-43	-19	-45
**The functioning of our democracy	56	17	27	-29	-33	-7	-36
**Health care	55	29	16	-39	-49	-12	-40
**The lives of working people	54	19	27	-27	-40	-5	-40
**The way the federal government is managed and handles spending	54	14	32	-22	-33	+8	-27
***Abortion access	54	31	15	-39	-47	-26	-35
**Foreign conflicts	53	14	33	-20	-37	+12	-25
***Corruption in government	52	24	24	-28	-44	0	-23

*"MAGA Republicans" are Republicans who identify as "a supporter of the MAGA movement" on a separate question, while "non-MAGA Republicans" are Republicans who do not consider themselves supporters of the MAGA movement or are not sure. ^"Persuadable Economic Pessimists" are those who rate the economy negatively but don't blame Trump/GOP for costs rising or are not sure how they feel about the economy. Nationwide survey of 1,000 registered voters conducted January 8-January 12, 2026. For more info, visit navigatortresearch.org.

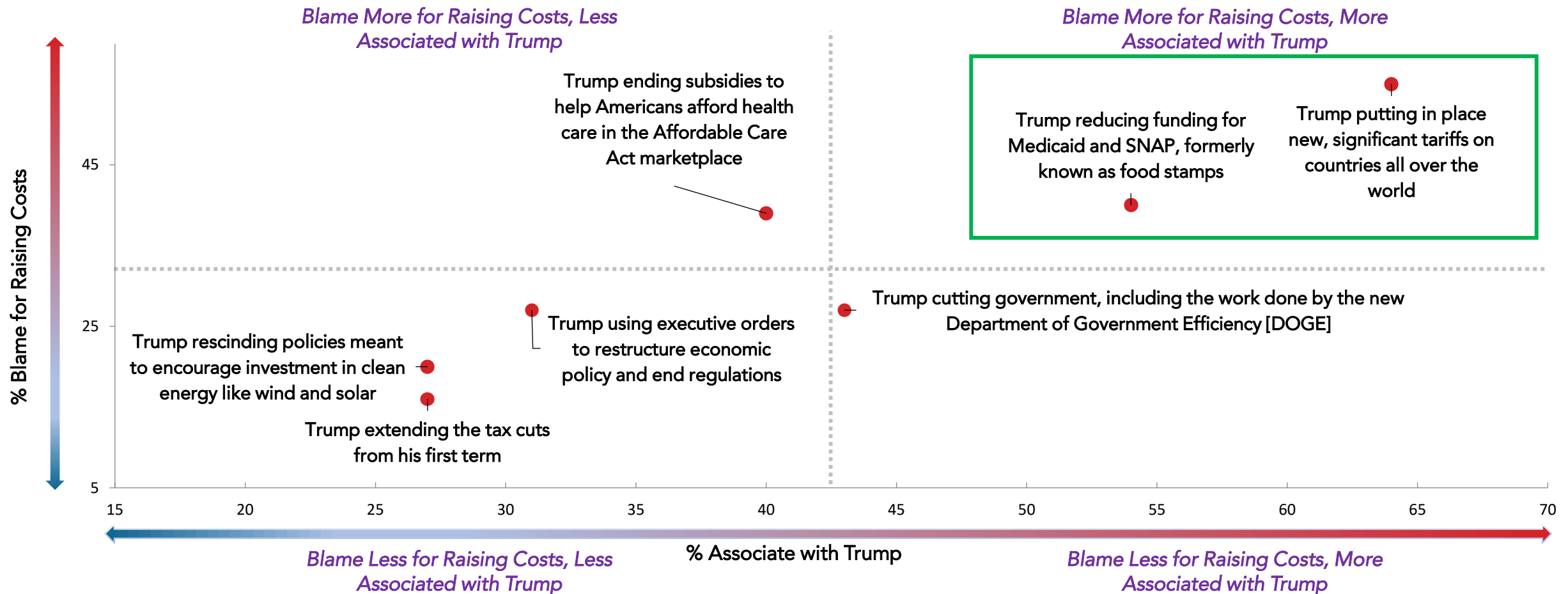
Americans Are More Divided on Crime Rates, Energy Independence, Immigration Under Trump

Below is a list of items. Please indicate what you think has happened to each one since Donald Trump's second term started. Has each one gotten better, gotten worse, or stayed the same as it was before his second term? [Bottom 12 items]

	<i>**/** split sample</i>	Worse	The same	Better	Overall	Ind	Net Better	Persuade Econ
							Non-MAGA Reps.*	Pessimists^
**Protections for rights and freedoms		52	18	30	-22	-34	+13	-17
***Retirement security		50	35	15	-35	-52	-22	-40
***America's role in the world		49	16	35	-14	-47	+14	-11
***The government's ability to get things done		49	17	34	-15	-36	+16	-11
***The ability to find a new job		48	29	23	-25	-43	-11	-28
***The amount you pay in taxes		46	34	20	-26	-33	-9	-36
**Your personal finances		45	33	22	-23	-29	-13	-33
***Gun violence		45	35	20	-25	-27	-4	-23
**Your right to privacy		44	35	21	-23	-24	+6	-22
Immigration		40	13	47	+7	-11	+54	+16
***Energy independence		38	34	28	-10	-18	+19	-16
**Crime rates		37	30	33	-4	-10	+28	+1

*"MAGA Republicans" are Republicans who identify as "a supporter of the MAGA movement" on a separate question, while "non-MAGA Republicans" are Republicans who do not consider themselves supporters of the MAGA movement or are not sure. ^"Persuadable Economic Pessimists" are those who rate the economy negatively but don't blame Trump/GOP for costs rising or are not sure how they feel about the economy. Nationwide survey of 1,000 registered voters conducted January 8-January 12, 2026. For more info, visit navigatortresearch.org.

Trump's Tariffs and Cuts to Medicaid and SNAP Are His Economic Legacy This Term and Seen As Driving Up Costs Most



Nationwide survey of 1,000 registered voters conducted January 8-January 12, 2026. For more info, visit navigatortorresearch.org.



About Navigator

In a world where the news cycle is the length of a tweet, our leaders often lack the real-time public-sentiment analysis to shape the best approaches to talking about the issues that matter the most. Navigator is designed to act as a consistent, flexible, responsive tool to inform policy debates by conducting research and reliable guidance to inform allies, elected leaders, and the press. Navigator is a project led by pollsters from Global Strategy Group and GBAO.

About the Study

Global Strategy Group conducted a public opinion survey among a sample of 1,000 registered voters from January 8-January 12, 2026. 100 additional interviews were conducted among Hispanic voters. 100 additional interviews were conducted among African American voters. 75 additional interviews were conducted among Asian American and Pacific Islander voters. 100 additional interviews were conducted among independent voters. The survey was conducted online, recruiting respondents from an opt-in online panel vendor. Respondents were verified against a voter file and special care was taken to ensure the demographic composition of our sample matched that of the national registered voter population across a variety of demographic variables. The margin of error for the full sample at the 95 percent level of confidence is +/- 3.1 percentage points. The margin of error for subgroups varies and is higher.

For Press inquiries contact:

press@navigatorresearch.org

To learn more about Navigator:

<http://navigatorresearch.org>

@NavigatorSurvey on Twitter