

navigator*

Wednesday, February 4th

Immigration and ICE: The Latest Findings

Note: this survey was fielded in full after the killings of Renee Good and Alex Pretti. It was mid-field when the federal government began its partial shutdown.



Credit: Alejandro Diaz Manrique/Shutterstock

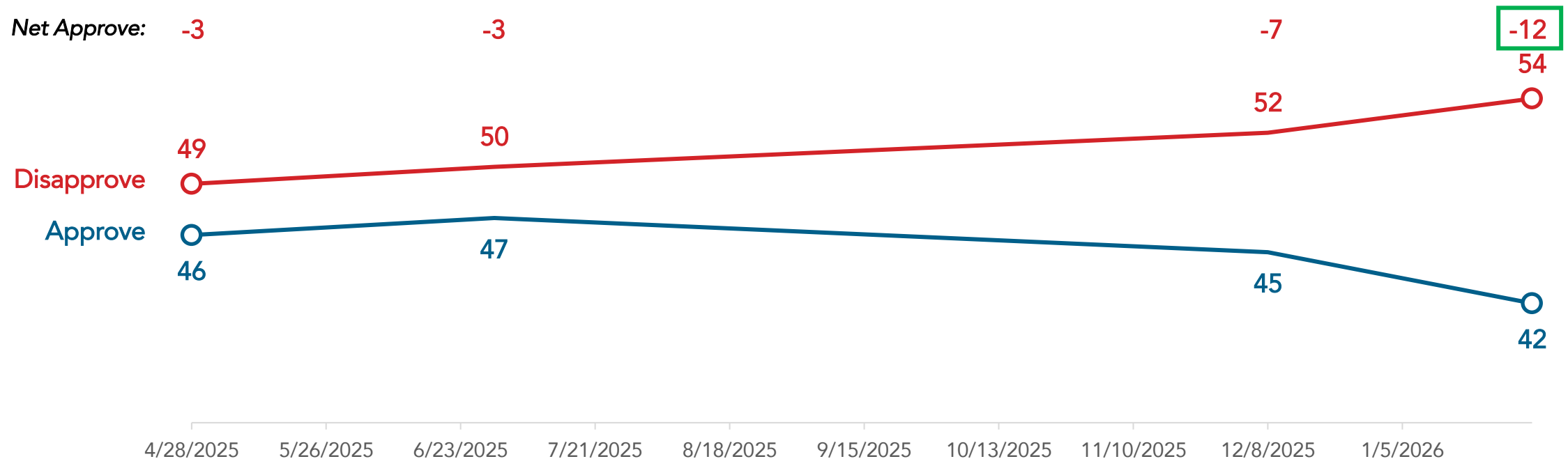
Key Takeaways:

- In the wake of recent events in Minneapolis, including the shootings of Renee Good and Alex Pretti by federal agents, Trump's ratings on immigration have declined and ratings of ICE are deeply negative. But, Trump and Republicans remain more trusted on immigration than Democrats.
- Pluralities want to see Kristi Noem impeached and Stephen Miller fired (especially when given context of who he is).
- Americans are divided on abolishing ICE – and when given the option, they prefer significant reforms over abolition or continuing as is. “Fixing” ICE is preferred over “replacement with something else” or abolition on its own.
- Americans most support requiring ICE agents to go through criminal background checks and wear body cameras, though all reforms are supported by a majority of Americans, including setting standards of conduct, requiring de-escalation of conflicts whenever possible, and an ending of racial profiling.

Trump Has Lost Notable Ground on His Handling of Immigration Over the Last Year

Few events in Navigator's tracking have ever risen to the level of awareness that "Trump's deployment of ICE to Minneapolis which led to the fatal shootings of Renee Good and Alex Pretti" has, with 83% of Americans hearing "a lot" or "some."

Do you approve or disapprove of the way Donald Trump is handling immigration?

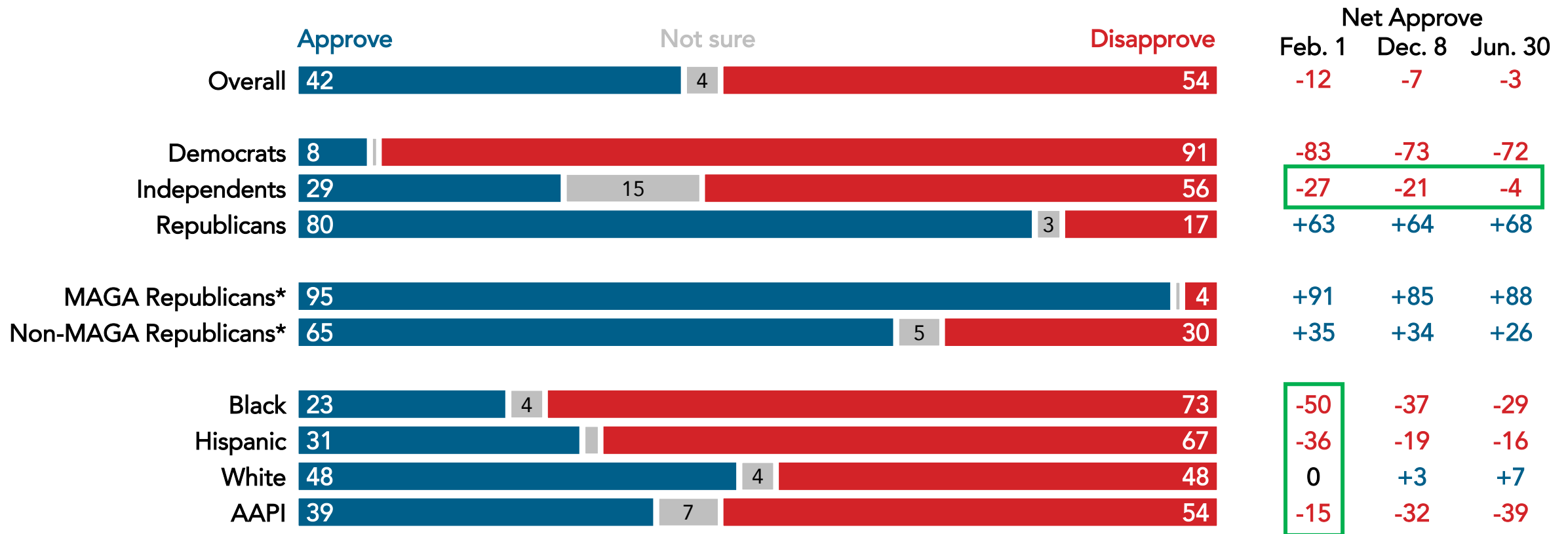


Nationwide surveys of registered voters; Each wave represents approximately 1,000 interviews taken over the prior three-five days. Latest wave conducted January 29-February 1, 2026. For more info, visit navigatorresearch.org.

A Majority of Americans Disapprove of Trump's Handling of Immigration, With Ratings Souring Most Among Independents

Since June, Trump's immigration approval rating has declined by a net 23 points among independents (from net -4 in June to net -27 now).

Do you approve or disapprove of the way Donald Trump is handling immigration?



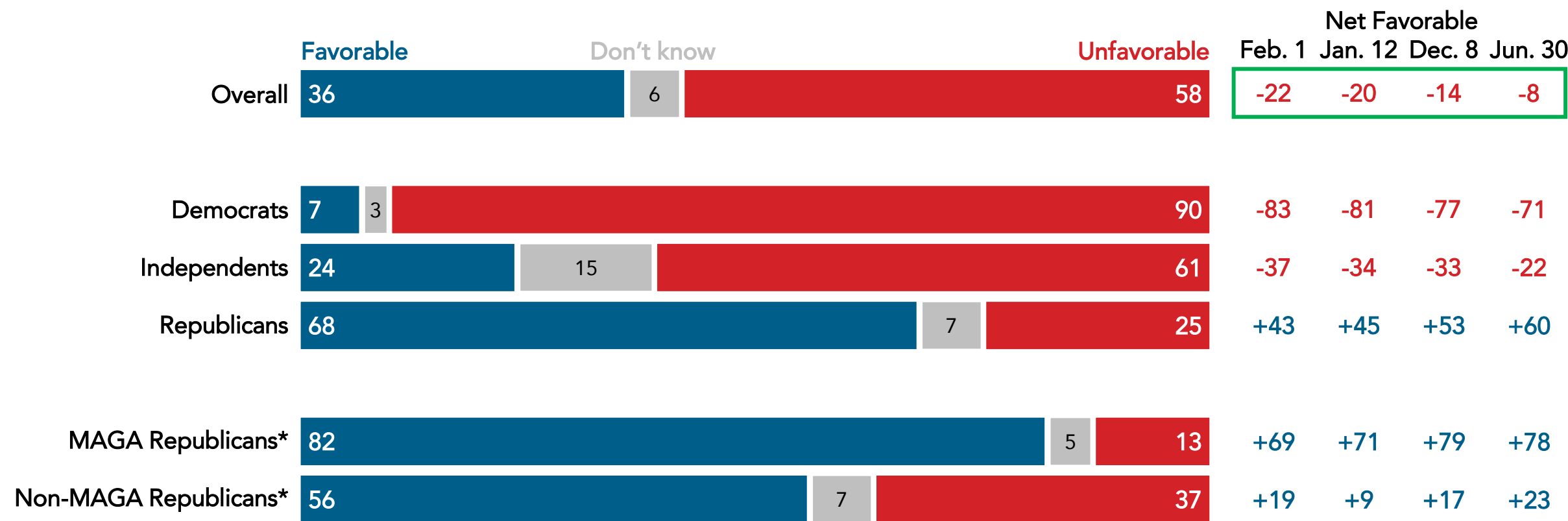
*"MAGA Republicans" are Republicans who identify as "a supporter of the MAGA movement" on a separate question, while "non-MAGA Republicans" are Republicans who do not consider themselves supporters of the MAGA movement or are not sure.
Nationwide surveys of registered voters; Each wave represents approximately 1,000 interviews taken over the prior three-five days.
Latest wave conducted January 29-February 1, 2026. For more info, visit navigatortorresearch.org.

navigator*

ICE's Ratings Are Deeply in the Negative Following Recent Events

Views on ICE have steadily declined since late June (from net -8 favorable then to net -22 now).

Please indicate how favorable or unfavorable you are to: ICE, also known as Immigration and Customs Enforcement.

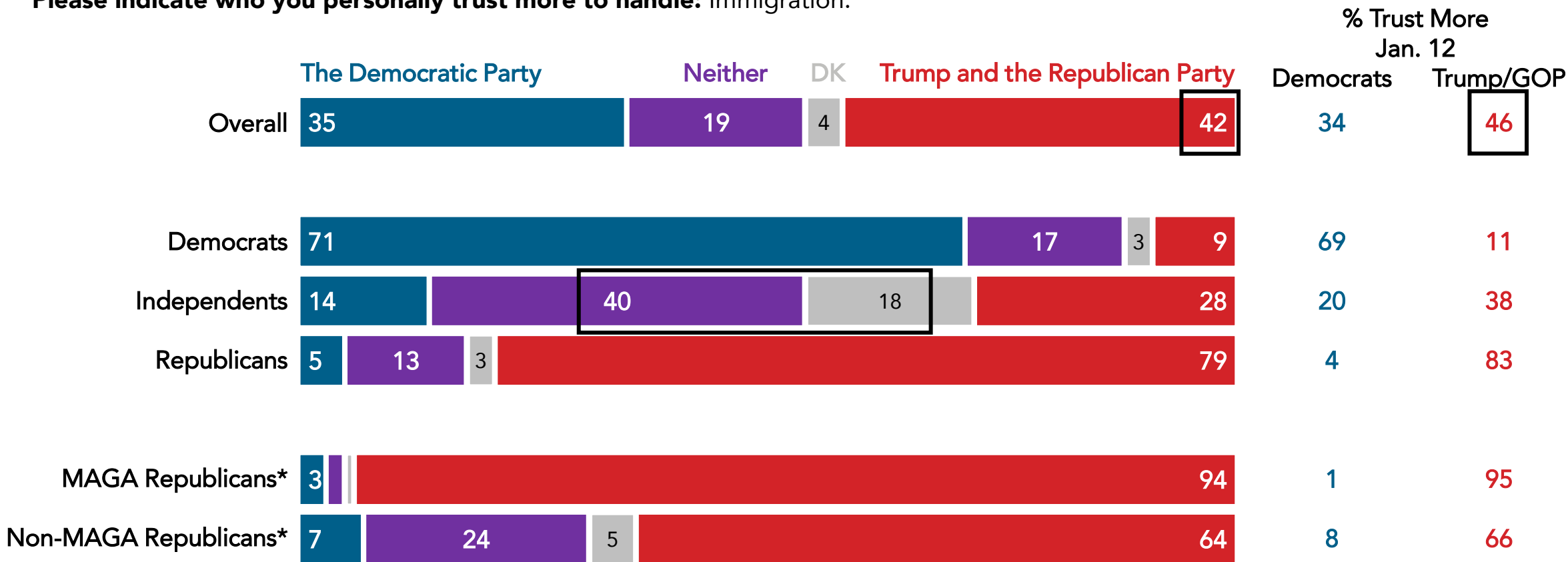


*"MAGA Republicans" are Republicans who identify as "a supporter of the MAGA movement" on a separate question, while "non-MAGA Republicans" are Republicans who do not consider themselves supporters of the MAGA movement or are not sure.
Nationwide surveys of registered voters; Each wave represents approximately 1,000 interviews taken over the prior three-five days.
Latest wave conducted January 29-February 1, 2026. For more info, visit navigatortorresearch.org.

While Fewer Trust GOP Now on Immigration, It Doesn't Translate to Greater Trust for Democrats as Many Trust Neither

A plurality of independents say they don't trust either party on immigration (40%) or are not sure who to trust more (18%).

Please indicate who you personally trust more to handle: Immigration.

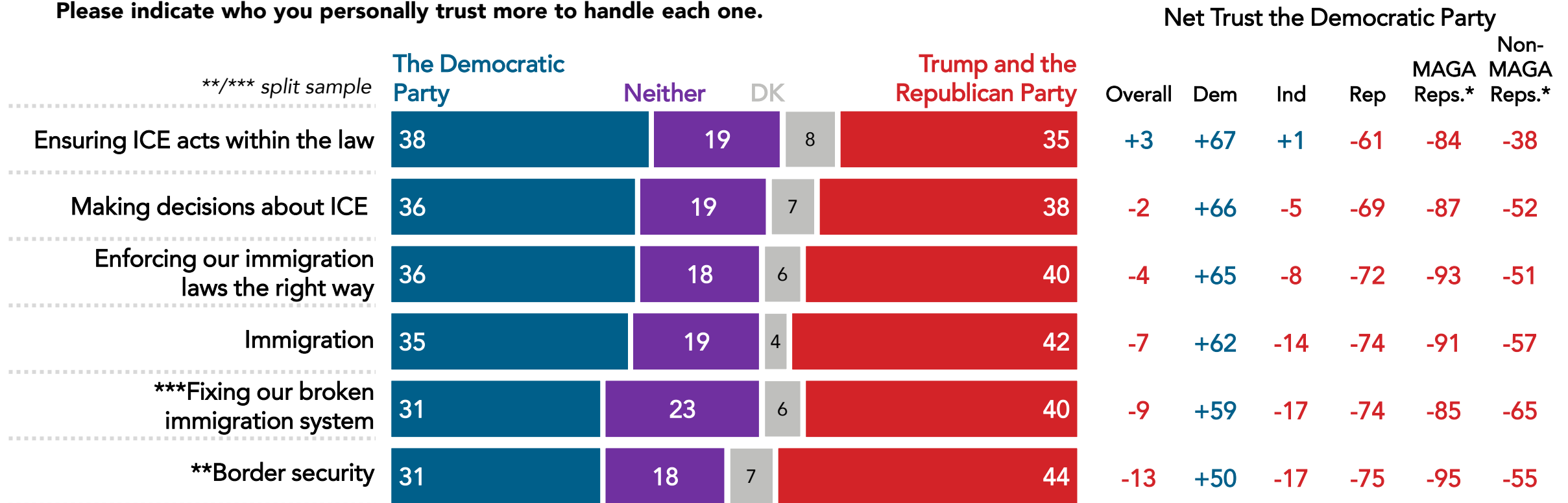


*"MAGA Republicans" are Republicans who identify as "a supporter of the MAGA movement" on a separate question, while "non-MAGA Republicans" are Republicans who do not consider themselves supporters of the MAGA movement or are not sure.
Nationwide surveys of registered voters; Each wave represents approximately 1,000 interviews taken over the prior three-five days.
Latest wave conducted January 29-February 1, 2026. For more info, visit navigatortresearch.org.

Democrats Are More Trusted on Keeping ICE in Check and Trump/GOP on Border, But One in Five Do Not Trust Either Party

Democrats hold a slight advantage on “ensuring ICE acts within the law” (net +3 trust Democrats more). Americans trust Trump and the Republican Party more to handle enforcing immigration laws, immigration broadly, fixing our immigration system, and border security.

Please indicate who you personally trust more to handle each one.



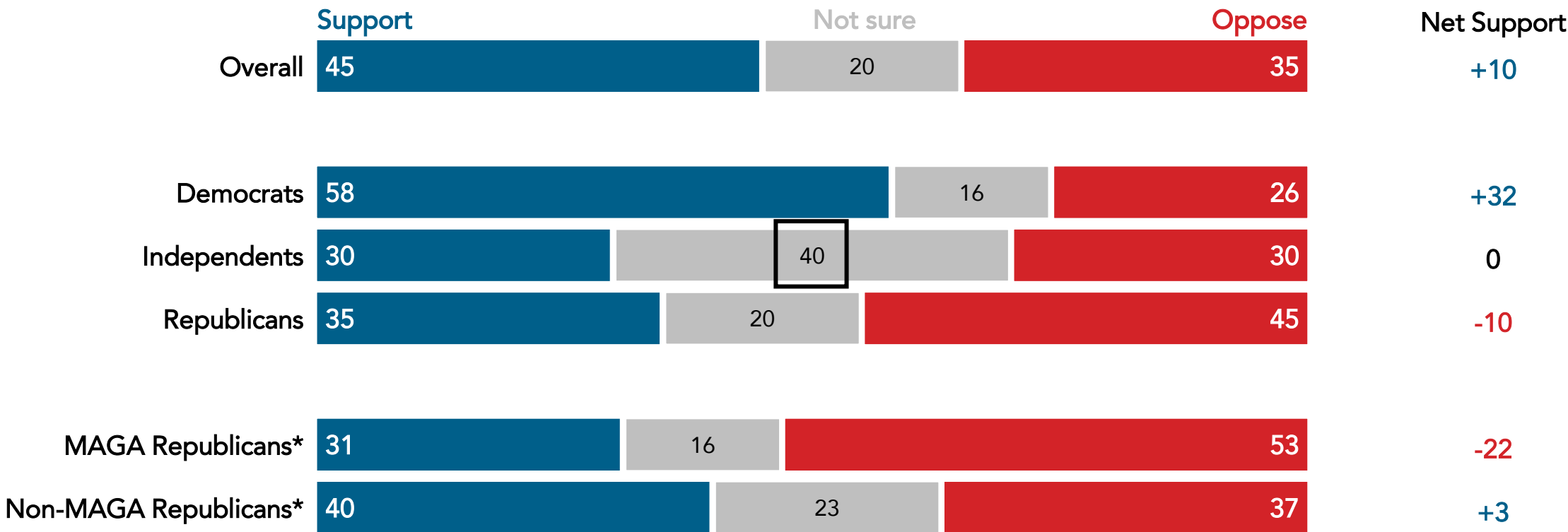
*“MAGA Republicans” are Republicans who identify as “a supporter of the MAGA movement” on a separate question, while “non-MAGA Republicans” are Republicans who do not consider themselves supporters of the MAGA movement or are not sure.
 Nationwide survey of 1,000 registered voters conducted January 29-February 1, 2026.
 For more info, visit navigatortresearch.org.

navigator*

Nearly Half Support Impeaching DHS Secretary Kristi Noem

A plurality of non-MAGA Republicans* want to see Noem impeached (40% support). Independents are evenly divided, with 40% not sure.

Do you support or oppose the impeachment of Secretary of Homeland Security Kristi Noem for her role in overseeing ICE operations?

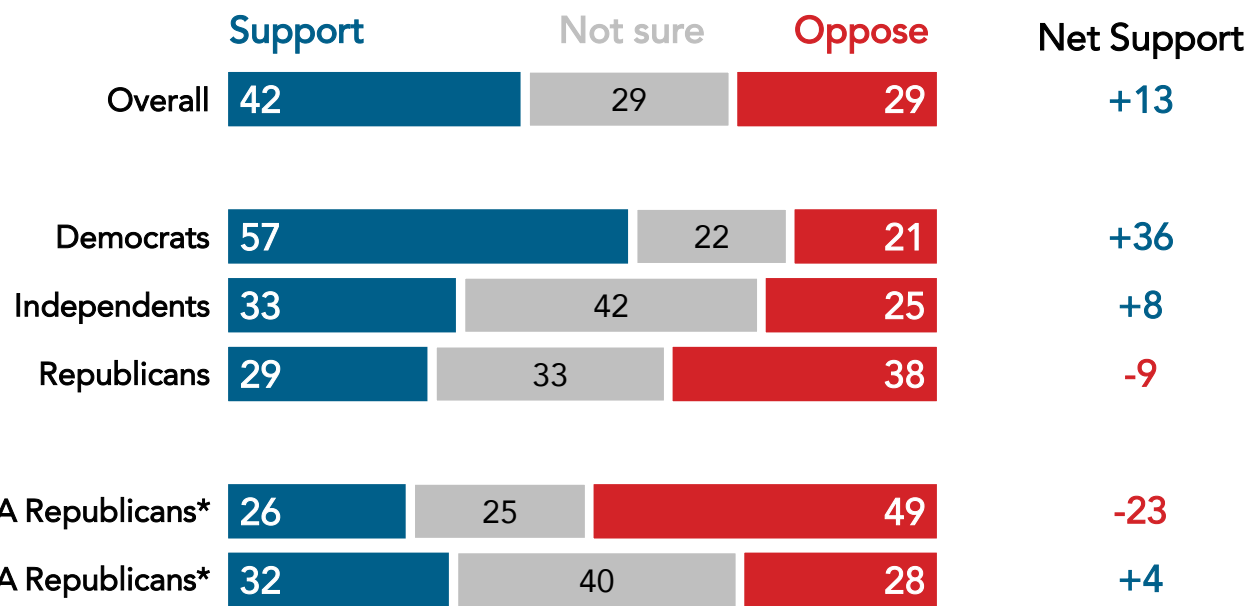


*"MAGA Republicans" are Republicans who identify as "a supporter of the MAGA movement" on a separate question, while "non-MAGA Republicans" are Republicans who do not consider themselves supporters of the MAGA movement or are not sure.
Nationwide survey of 1,000 registered voters conducted January 29-February 1, 2026.
For more info, visit navigatorresearch.org.

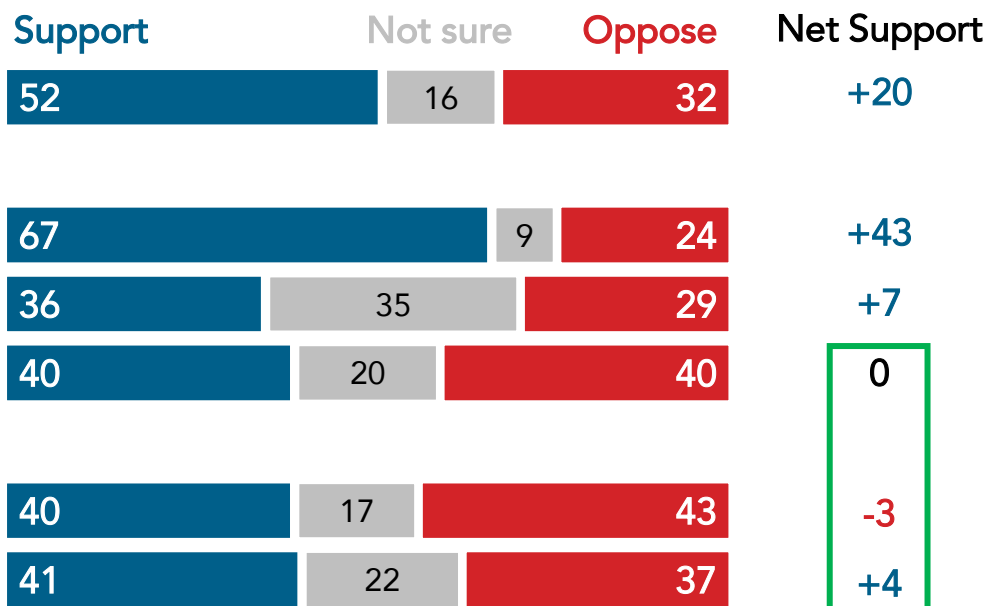
Americans Want to See Stephen Miller Fired; Support Increases With More Detail About Who He Is and What He's Said

Providing information on Miller drives up support for his firing (from 42% support without background information to 52% with), especially among Republicans (from 29% support without to 40% support with).

(Split Sample) Do you support or oppose firing White House Homeland Security and immigration advisor Stephen Miller?



(Split Sample) Do you support or oppose firing White House Homeland Security and immigration advisor Stephen Miller, who is the architect of Trump's ICE policies, has defended the ICE killings in Minneapolis, and called the victims assassins and domestic terrorists?



*"MAGA Republicans" are Republicans who identify as "a supporter of the MAGA movement" on a separate question, while "non-MAGA Republicans" are Republicans who do not consider themselves supporters of the MAGA movement or are not sure.
Nationwide survey of 1,000 registered voters conducted January 29-February 1, 2026.
For more info, visit navigatortresearch.org.

Americans Are Split on Abolishing ICE; When Given More Options, Pluralities Support Reform Over Abolition or Continuation As Is

Only 24% prefer ICE continuing to operate as it exists today.

Do you support or oppose abolishing ICE?



From these options, which approach to ICE would you prefer?



*"MAGA Republicans" are Republicans who identify as "a supporter of the MAGA movement" on a separate question, while "non-MAGA Republicans" are Republicans who do not consider themselves supporters of the MAGA movement or are not sure.
Nationwide survey of 1,000 registered voters conducted January 29-February 1, 2026.
For more info, visit navigatortresearch.org.

navigator*

Talking About “Fixing” or “Replacing” ICE with “Something Else” Earns Majority Support

Two in three independents (66%) agree ICE “needs to be fixed, not abolished” against an argument that “we need to allow ICE to do its job cracking down on illegal immigration.”

Which side do you agree with more?

Net Anti-ICE

Those who say ICE is out of control and needs to be fixed, not abolished

Those who say we need to allow ICE to do its job cracking down on illegal immigration



Those who say ICE is out of control and needs to be abolished and replaced with something else

Those who say we need to allow ICE to do its job cracking down on illegal immigration



Those who say ICE is out of control, cannot be fixed, and needs to be abolished

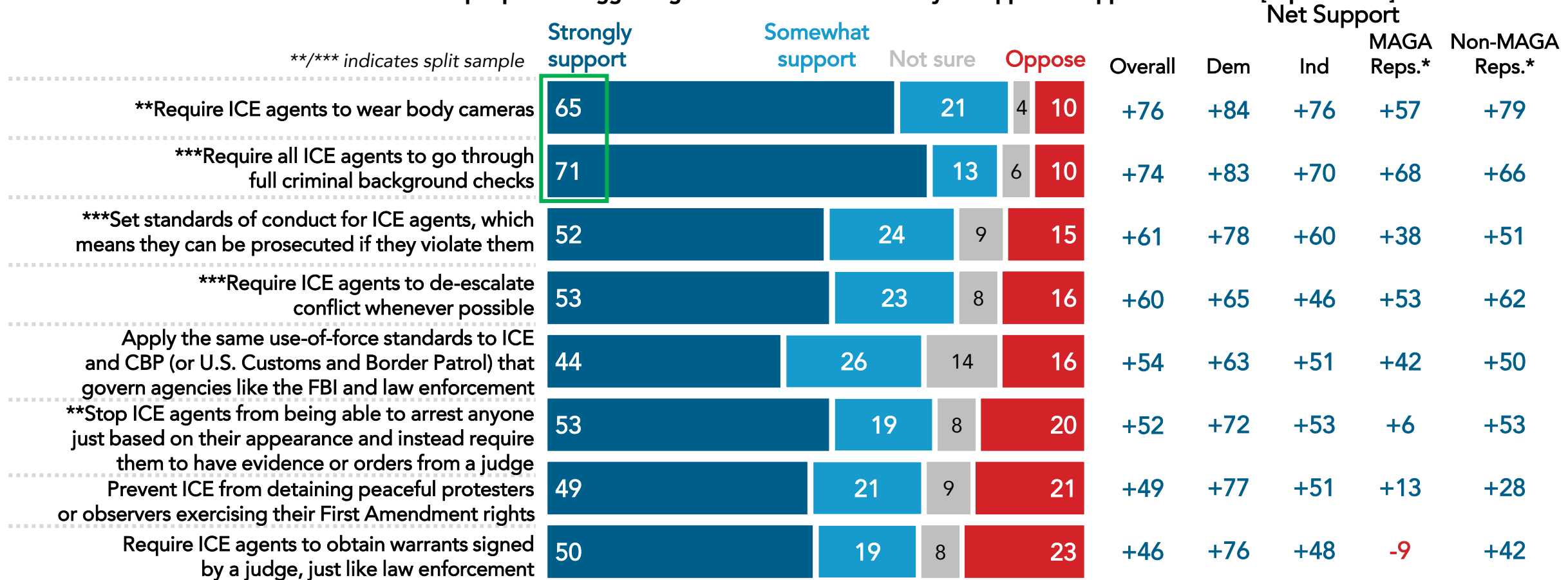
Those who say we need to allow ICE to do its job cracking down on illegal immigration



*"MAGA Republicans" are Republicans who identify as "a supporter of the MAGA movement" on a separate question, while "non-MAGA Republicans" are Republicans who do not consider themselves supporters of the MAGA movement or are not sure.
Nationwide survey of 1,000 registered voters conducted January 29-February 1, 2026.
For more info, visit navigatortresearch.org.

Background Checks and Body Cameras Are Most Strongly Supported ICE Reforms; Range of Policies Enjoy Majority Support

Below are some reforms of ICE that some people are suggesting. Please indicate whether you support or oppose each one. [Top 8 tested]



*"MAGA Republicans" are Republicans who identify as "a supporter of the MAGA movement" on a separate question, while "non-MAGA Republicans" are Republicans who do not consider themselves supporters of the MAGA movement or are not sure.
 Nationwide survey of 1,000 registered voters conducted January 29-February 1, 2026.
 For more info, visit navigatortresearch.org.

navigator*

Majorities of Americans Support All ICE Reforms Tested

Below are some reforms of ICE that some people are suggesting. Please indicate whether you support or oppose each one. [Bottom 8 tested]

***/** indicates split sample*

	Strongly support	Somewhat support	Not sure	Oppose	Overall	Dem	Ind	Net Support MAGA Reps.*	Non-MAGA Reps.*
**Prevent ICE from detaining children or separating them from their families	51	18	7	24	+45	+73	+44	-2	+36
End ICE deportation raids in sensitive locations like places of worship and schools	48	19	10	23	+44	+76	+42	-8	+33
***Require ICE agents to be identifiable and show their faces while on duty	50	13	8	29	+34	+80	+39	-26	+1
**Get rid of qualified immunity for ICE agents, which shields them from prosecution for what they do while on duty	46	16	9	29	+33	+70	+49	-30	+9
***Allow people to sue ICE for violating their constitutional rights	45	16	11	28	+33	+77	+42	-28	0
End the program that provides \$50,000 signing bonuses for new ICE agents	45	12	12	31	+26	+67	+29	-31	-1
**Prevent ICE agents from wearing masks while on duty	41	16	9	34	+23	+68	+17	-51	+11
Require that Border Patrol officers can only work in locations within 25 miles of the border	33	20	17	30	+23	+61	+20	-34	+2

*"MAGA Republicans" are Republicans who identify as "a supporter of the MAGA movement" on a separate question, while "non-MAGA Republicans" are Republicans who do not consider themselves supporters of the MAGA movement or are not sure.
 Nationwide survey of 1,000 registered voters conducted January 29-February 1, 2026.
 For more info, visit navigatorresearch.org.

navigator*



About Navigator

In a world where the news cycle is the length of a tweet, our leaders often lack the real-time public-sentiment analysis to shape the best approaches to talking about the issues that matter the most. Navigator is designed to act as a consistent, flexible, responsive tool to inform policy debates by conducting research and reliable guidance to inform allies, elected leaders, and the press. Navigator is a project led by pollsters from Global Strategy Group and GBAO.

About the Study

Global Strategy Group conducted a public opinion survey among a sample of 1,000 registered voters from January 29-February 1, 2026. 100 additional interviews were conducted among Hispanic voters. 100 additional interviews were conducted among African American voters. 75 additional interviews were conducted among Asian American and Pacific Islander voters. 100 additional interviews were conducted among independent voters. The survey was conducted online, recruiting respondents from an opt-in online panel vendor. Respondents were verified against a voter file and special care was taken to ensure the demographic composition of our sample matched that of the national registered voter population across a variety of demographic variables. The margin of error for the full sample at the 95 percent level of confidence is +/- 3.1 percentage points. The margin of error for subgroups varies and is higher.

For Press inquiries contact:

press@navigatorresearch.org

To learn more about Navigator:

<http://navigatorresearch.org>

@NavigatorSurvey on Twitter