

# navigator\*

Tuesday, April 14<sup>th</sup>

Taxes



Credit: Shutterstock/Darko 1981

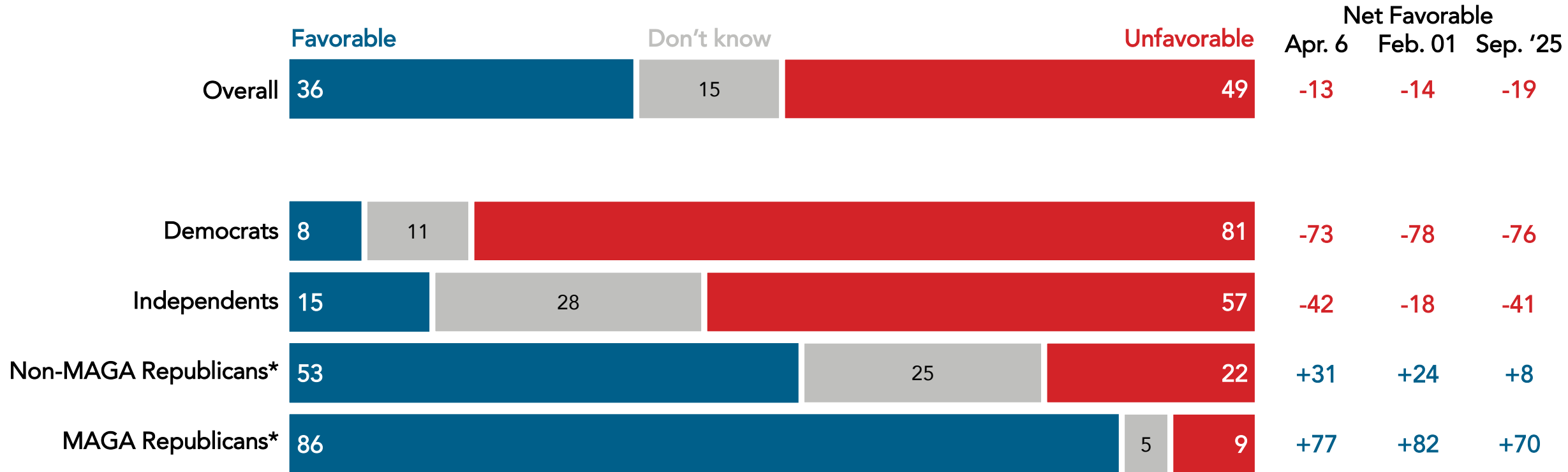
## Key Takeaways:

- Americans continue to feel negatively toward the Republican budget, also known as the One Big Beautiful Bill.
- Neither party has the advantage on taxes broadly, as Trump and Republicans have lost their narrow advantage on the issue since January.
- Three in five Americans have already filed their income taxes for 2025. Most say their returns are what they expected.
- The best broader frame against the Republican budget rebuts it as having cut programs people depend on, like Medicaid and SNAP, to pay for tax cuts for the rich.

# Views Remain Negative on the One Big Beautiful Bill Act

Non-MAGA Republicans\* have grown more favorable toward the One Big Beautiful Bill (from net +24 favorable in February to net +31 now), while independents have grown less favorable (from net -18 to net -42).

**Please indicate how favorable or unfavorable you are to:** The Republican budget, also known as the One Big Beautiful Bill Act.



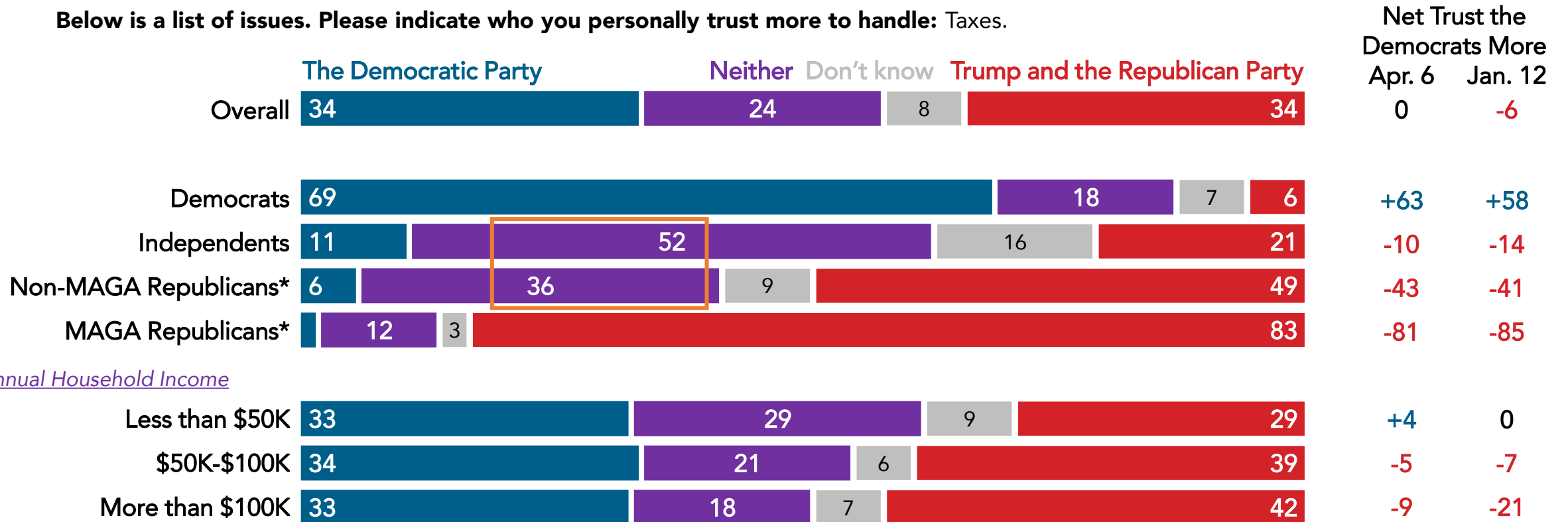
\*"MAGA Republicans" are Republicans who identify as "a supporter of the MAGA movement" on a separate question, while "non-MAGA Republicans" are Republicans who do not consider themselves supporters of the MAGA movement or are not sure. Nationwide surveys of registered voters; Each wave represents approximately 1,000 interviews taken over the prior three-five days. Latest wave conducted April 2-April 6, 2026. For more info, visit [navigatorresearch.org](https://navigatorresearch.org).

# Neither Party Has an Advantage on Taxes As the GOP Has Lost the Slight Edge They Had

Americans are divided on which party they trust more to handle taxes (34% trust more for each) – though this is an improvement for Democrats from January (from net -6 trust Democrats more to breaking even).

- A majority of independents (52%) and a third of non-MAGA Republicans\* (36%) say they don't trust either party on this issue.

Below is a list of issues. Please indicate who you personally trust more to handle: Taxes.

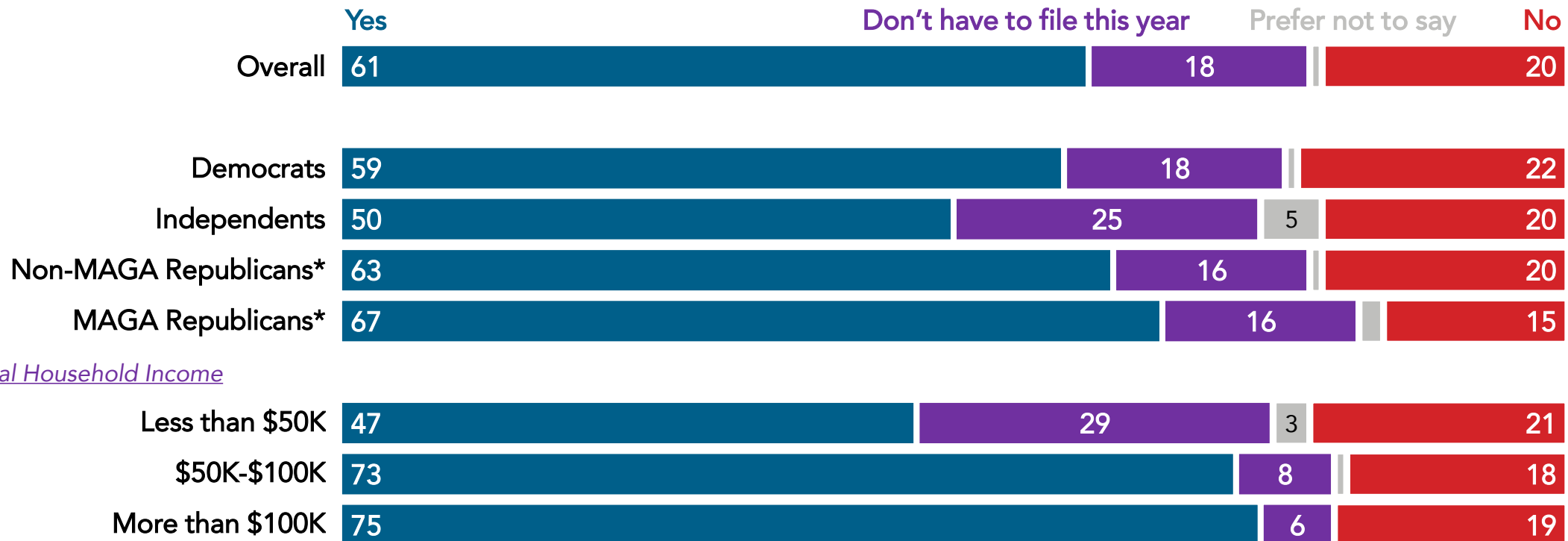


\*"MAGA Republicans" are Republicans who identify as "a supporter of the MAGA movement" on a separate question, while "non-MAGA Republicans" are Republicans who do not consider themselves supporters of the MAGA movement or are not sure.  
 Nationwide surveys of registered voters; Each wave represents approximately 1,000 interviews taken over the prior three-five days.  
 Latest wave conducted April 2-April 6, 2026. For more info, visit [navigatorresearch.org](https://navigatorresearch.org).

# Three in Five Americans Have Filed Their Income Taxes Already

A majority of Americans have filed their income taxes for 2025 (61% have filed). Those with household incomes under \$50,000 (29%) are least likely to have to file.

## Have you filed your federal income taxes for 2025?



\*"MAGA Republicans" are Republicans who identify as "a supporter of the MAGA movement" on a separate question, while "non-MAGA Republicans" are Republicans who do not consider themselves supporters of the MAGA movement or are not sure. Nationwide survey of 1,000 registered voters conducted April 2-April 6, 2026. For more info, visit [navigatorresearch.org](https://navigatorresearch.org).

# Americans Roughly Feel Like They Paid What They Expected on Their Taxes

Most Americans who have already filed their taxes say they paid what they expected (51%).

(If filed) Which of the following best describes how much you paid in federal income taxes for 2025, including any refund you may have received?



## Annual Household Income



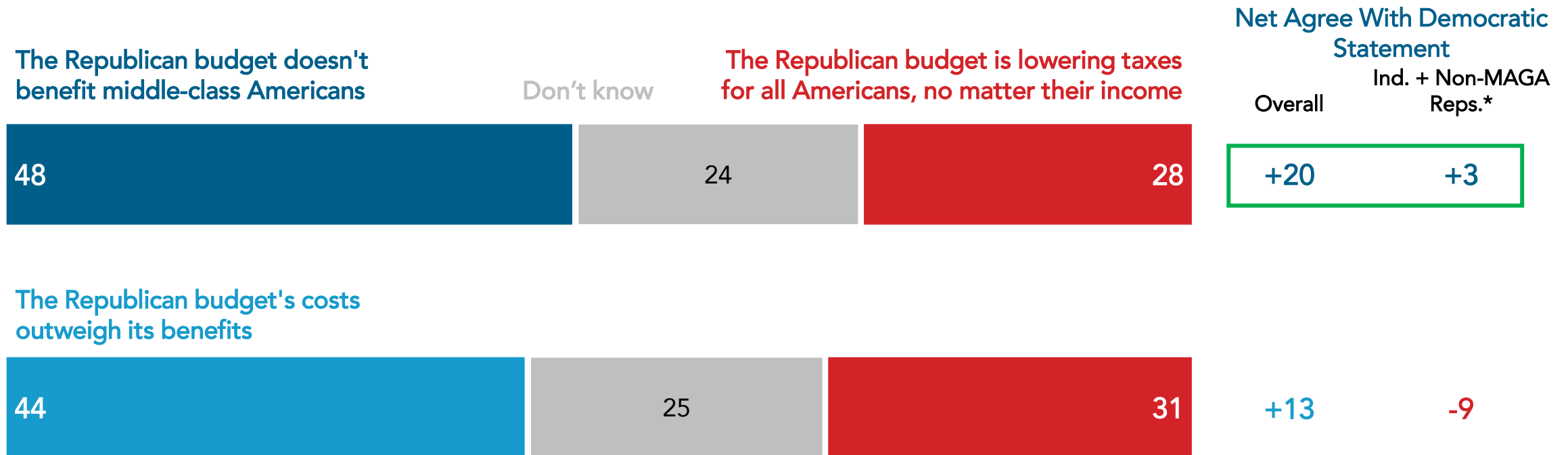
## Job Type



\*"MAGA Republicans" are Republicans who identify as "a supporter of the MAGA movement" on a separate question, while "non-MAGA Republicans" are Republicans who do not consider themselves supporters of the MAGA movement or are not sure. Nationwide survey of 1,000 registered voters conducted April 2-April 6, 2026. For more info, visit [navigatorresearch.org](https://navigatorresearch.org).

# Most Do Not See GOP Budget as Lowering Their Taxes, Especially When Lack of Benefit for Middle Class Is Called Out

Even if you don't agree with either side completely, which comes closer to your opinion when it comes to the Republican budget, or the "One Big Beautiful Bill Act"?



\*"MAGA Republicans" are Republicans who identify as "a supporter of the MAGA movement" on a separate question, while "non-MAGA Republicans" are Republicans who do not consider themselves supporters of the MAGA movement or are not sure. Nationwide survey of 1,000 registered voters conducted April 2-April 6, 2026. For more info, visit [navigatorresearch.org](http://navigatorresearch.org).

# The Best Message Against the GOP Tax Law Focuses on Its Negative Impacts: Cuts To Medicaid And SNAP

It is less effective to try to directly rebut Republican talking points on the benefits of the bill, on issues like “no taxes on tips,” or to get into an argument about tax rates.

**Which side do you find more convincing?**

Net Agree With Anti-OBBBA Statement

**Statement 1:** Trump and Republicans who say the tax cuts in the One Big Beautiful Bill mean hardworking Americans will see bigger tax refunds this year, thanks to policies like no taxes on tips or overtime pay, and a \$6,000 benefit for seniors on Social Security. These bigger refunds will make a real difference for families working hard to get by

+11

+7

+7

-2

**Statement 2:** Democrats who say the One Big Beautiful Bill raises costs on middle class families instead of helping them. **It cut programs people depend on, like Medicaid and SNAP, to pay for tax cuts for billionaires and big corporations, leaving millions unable to put food on the table or afford health care**

**Statement 3:** Democrats who say nearly 90% of workers do not benefit from the One Big Beautiful Bill's new tax policies on overtime and tips. **Many middle-class people will still have to pay taxes on tips, overtime, and Social Security, but billionaires and big corporations are really getting a trillion dollars in new tax breaks**

**Statement 4:** Democrats who say because of Trump and Republicans, **the average American could pay thousands more this year in costs because of tariffs and increased gas prices**, which would wipe out any possible savings from the One Big Beautiful Bill

**Statement 5:** Democrats who say that this year, **Republicans raised taxes on everyone except the ultra-wealthy and enacted the highest tax increase on working Americans since 1982**. Now, middle class families are paying up to \$1,000 more in taxes this year, while the richest 1% are receiving nearly \$9,000 in tax breaks

\*“MAGA Republicans” are Republicans who identify as “a supporter of the MAGA movement” on a separate question, while “non-MAGA Republicans” are Republicans who do not consider themselves supporters of the MAGA movement or are not sure. Nationwide survey of 1,000 registered voters conducted April 2-April 6, 2026. For more info, visit [navigatorresearch.org](https://navigatorresearch.org).

**navigator\***

# navigator\*

## About Navigator

In a world where the news cycle is the length of a tweet, our leaders often lack the real-time public-sentiment analysis to shape the best approaches to talking about the issues that matter the most. Navigator is designed to act as a consistent, flexible, responsive tool to inform policy debates by conducting research and reliable guidance to inform allies, elected leaders, and the press. Navigator is a project led by pollsters from Global Strategy Group and GBAO.

## About the Study

Global Strategy Group conducted a public opinion survey among a sample of 1,000 registered voters from April 2-April 6, 2026. 100 additional interviews were conducted among Hispanic voters. 100 additional interviews were conducted among African American voters. 75 additional interviews were conducted among Asian American and Pacific Islander voters. 100 additional interviews were conducted among independent voters. The survey was conducted online, recruiting respondents from an opt-in online panel vendor. Respondents were verified against a voter file and special care was taken to ensure the demographic composition of our sample matched that of the national registered voter population across a variety of demographic variables. The margin of error for the full sample at the 95 percent level of confidence is +/- 3.1 percentage points. The margin of error for subgroups varies and is higher.

For Press inquiries contact:

[press@navigatorresearch.org](mailto:press@navigatorresearch.org)

To learn more about Navigator:

<http://navigatorresearch.org>

@NavigatorSurvey on Twitter