

# navigator\*

Thursday, April 16<sup>th</sup>

## Economic Sentiment



Credit: Shutterstock/Miha Creative

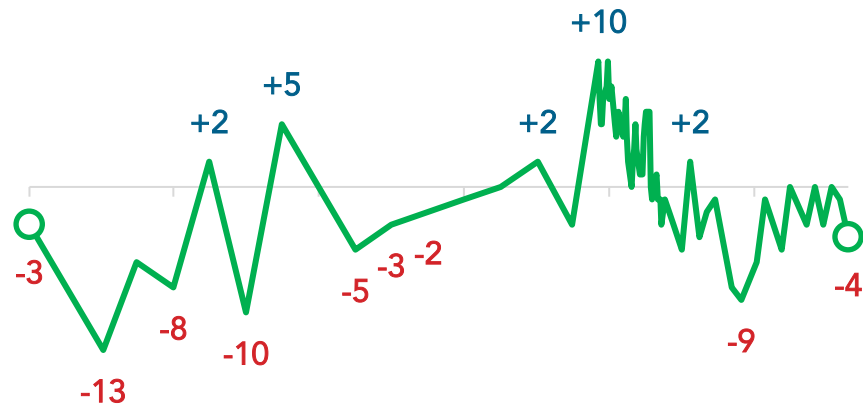
## Key Takeaways:

- Trump's economic approval continues to be deeply negative, among his worst ratings in Navigator history. Americans rate the economy negatively and feel uneasy about their financial situation.
- A majority of Americans say their costs are going up, especially on gas, groceries, and utilities. These are also their top economic concerns: grocery prices, gas prices, utility bills, and inflation more generally.
- More than four in five Americans report some behavior of cutting back on spending or finding ways to make additional income, including cutting back on going out, finding ways to save at the grocery store, and being unable to add to savings.
- Although Democrats are more trusted than Trump and Republicans on a range of cost items, many Americans – and independents specifically – trust neither party.

# Trump's Economic Approval Rating Is Among His Worst in Navigator Tracking

Do you approve or disapprove of the way Donald Trump is handling the economy?

First Term: Net Trump Economic Approval



Second Term: Net Economic Approval Rating



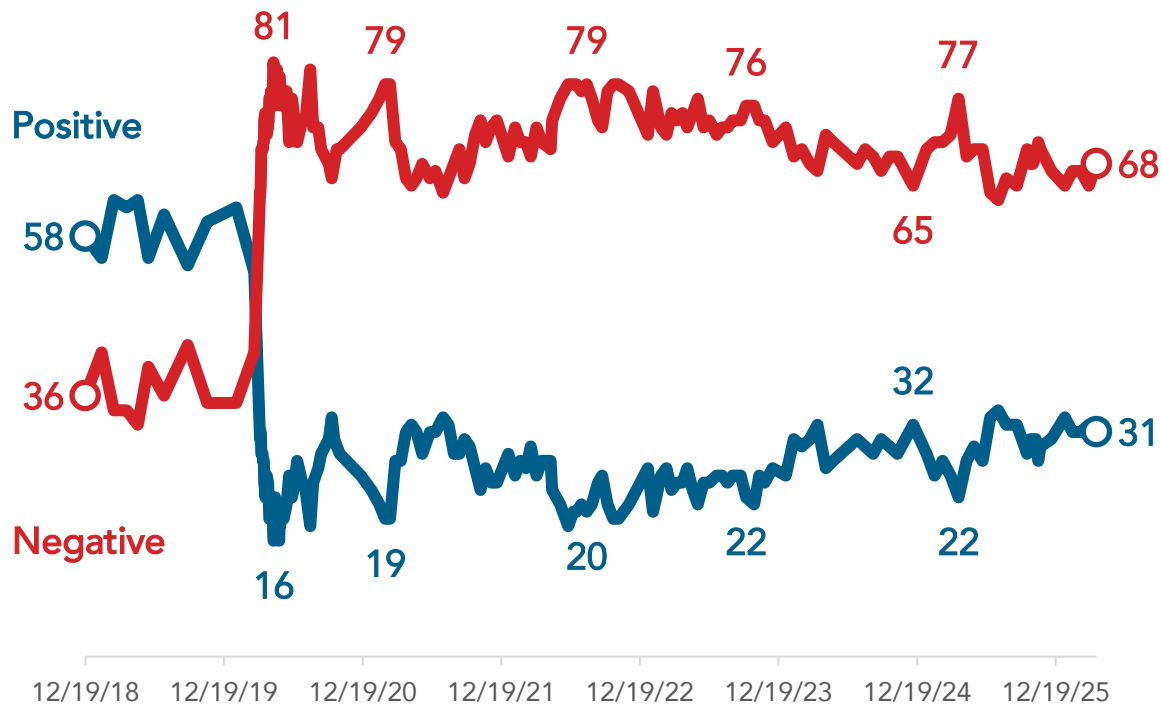
12/1/2018 4/1/2019 8/1/2019 12/1/2019 4/1/2020 8/1/2020

2/3/2025 4/4/2025 6/3/2025 8/2/2025 10/1/2025 11/30/2025 1/29/2026 3/30/2026

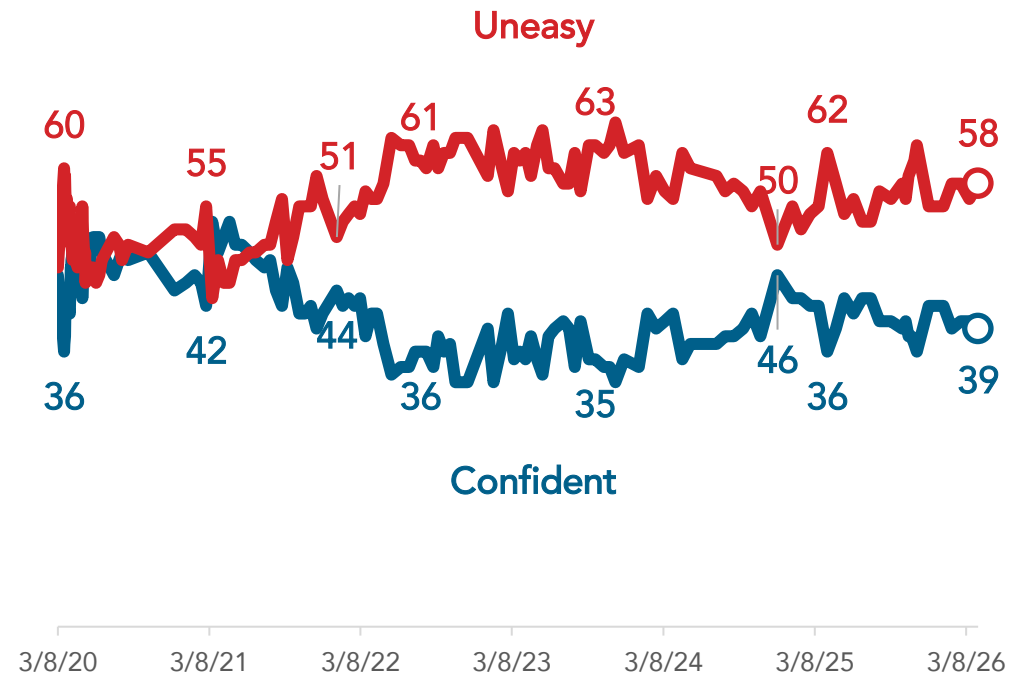
Nationwide surveys of registered voters; Each wave represents approximately 1,000 interviews taken over the prior three-five days. Latest wave conducted April 2-April 6, 2026. For more info, visit [navigatorresearch.org](https://navigatorresearch.org).

# Personal Financial Confidence and Ratings of the National Economy Remain Negative

How would you rate the state of the U.S. economy today?

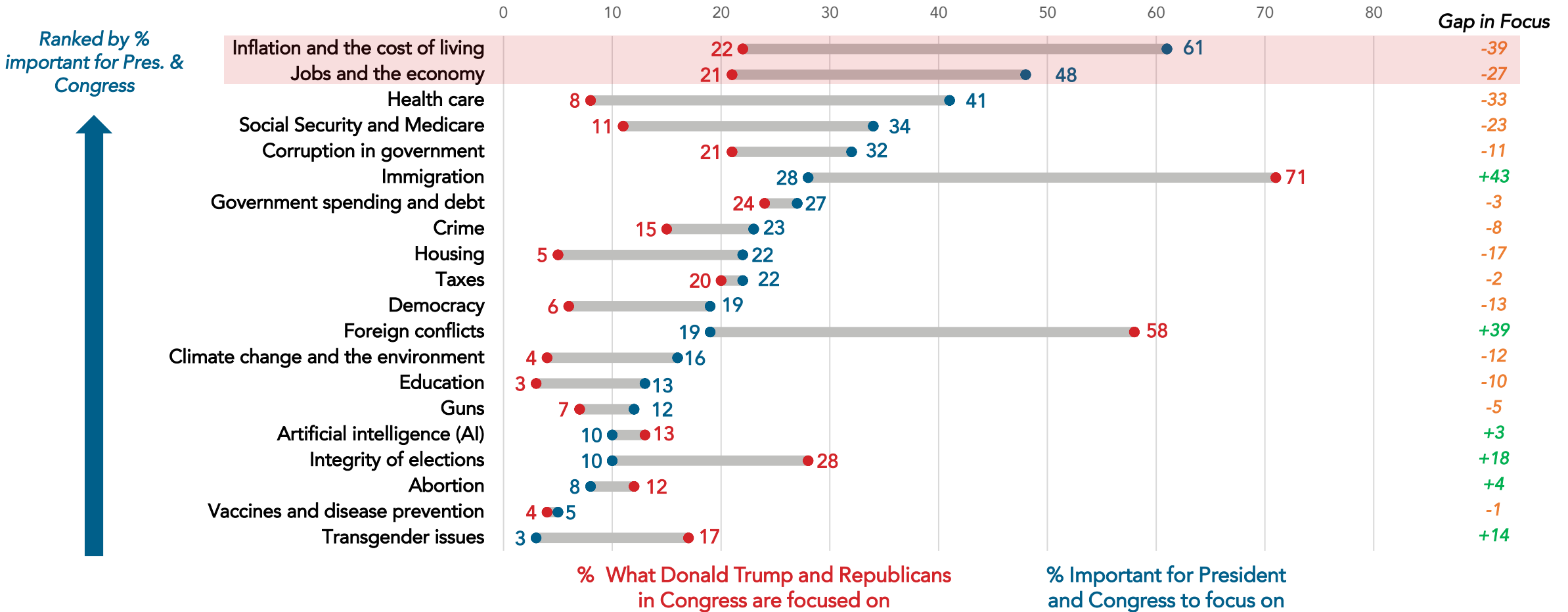


Thinking about your personal financial situation over the next few months, do you feel confident or uneasy?



Nationwide surveys of registered voters; Each wave represents approximately 1,000 interviews taken over the prior three-five days. Latest wave conducted April 2-April 6, 2026. For more info, visit [navigatorresearch.org](http://navigatorresearch.org).

# Trump and GOP's Focus Continues to Be Perceived As Anywhere But the Economy: Most of All, Immigration, Foreign Conflicts

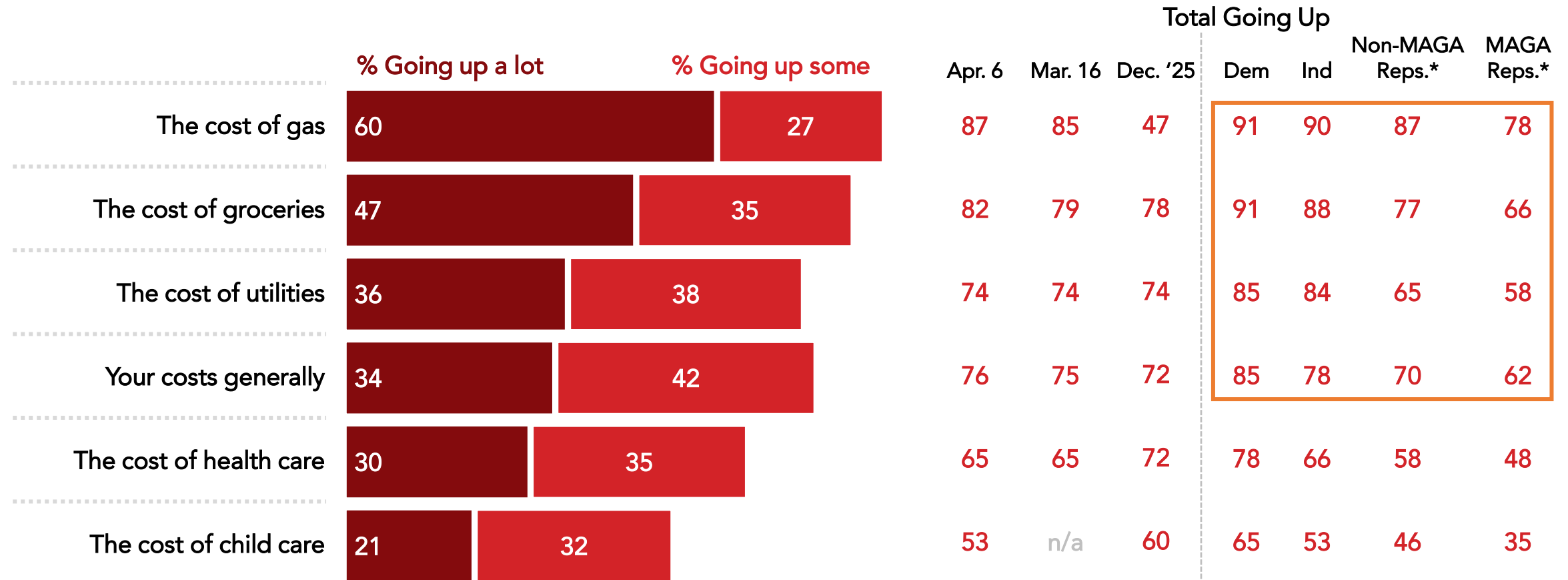


Nationwide survey of 1,000 registered voters conducted April 2-April 6, 2026.  
For more info, visit [navigatorresearch.org](https://navigatorresearch.org).

# Americans Are Feeling the Pain on a Range of Costs

Majorities of Democrats, independents, and non-MAGA\*/MAGA Republicans\* alike feel like their gas costs, grocery costs, utility costs, and costs generally are going up.

Please indicate, for each one, whether you feel like those costs are going up, going down, or staying the same.

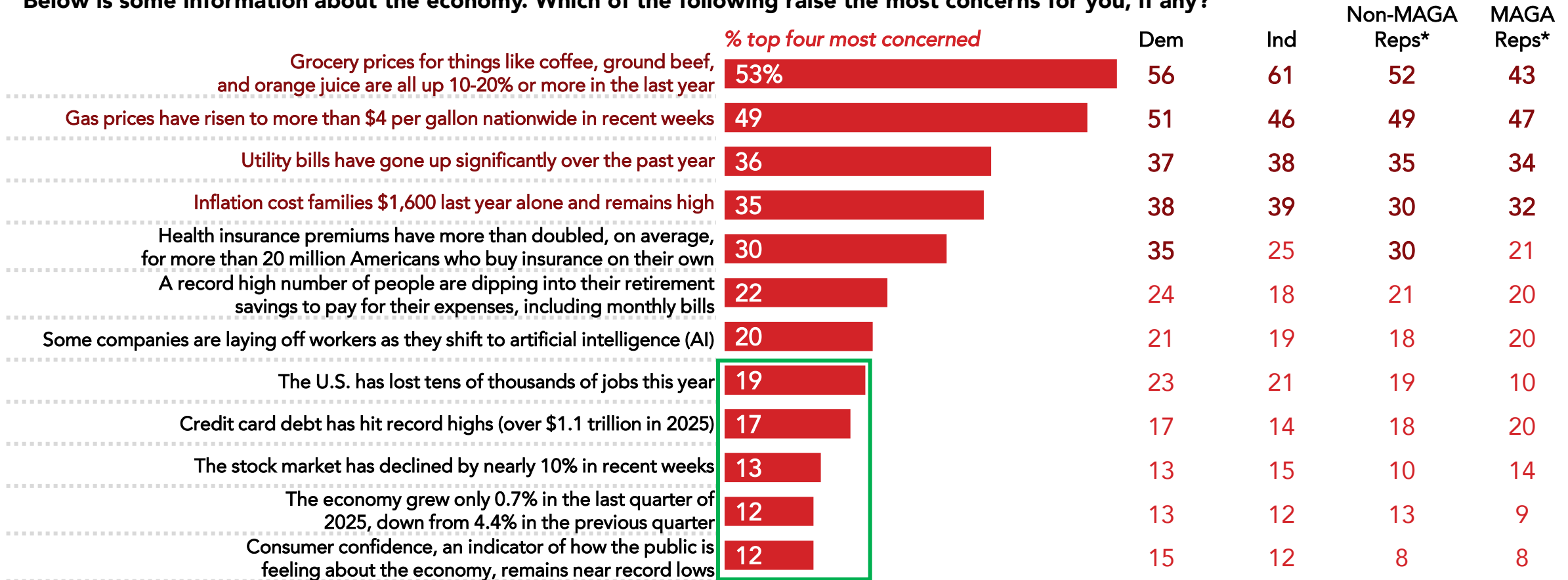


\*"MAGA Republicans" are Republicans who identify as "a supporter of the MAGA movement" on a separate question, while "non-MAGA Republicans" are Republicans who do not consider themselves supporters of the MAGA movement or are not sure. Nationwide surveys of registered voters; Each wave represents approximately 1,000 interviews taken over the prior three-five days. Latest wave conducted April 2-April 6, 2026. For more info, visit [navigatorresearch.org](https://navigatorresearch.org).

# Grocery Prices, Gas Prices, Utility Bills, and General Inflation Are Top Concerns

Americans are less concerned about broader economic indicators, like the stock market or consumer confidence.

Below is some information about the economy. Which of the following raise the most concerns for you, if any?



\*"MAGA Republicans" are Republicans who identify as "a supporter of the MAGA movement" on a separate question, while "non-MAGA Republicans" are Republicans who do not consider themselves supporters of the MAGA movement or are not sure. Nationwide survey of 1,000 registered voters conducted April 2-April 6, 2026. For more info, visit [navigatorresearch.org](https://navigatorresearch.org).

# Americans Across Ideology Are Cutting Back on Going Out; Cutting Coupons; Not Saving and Taking on Debt

Up to one in ten Americans report selling blood plasma (9%) or delaying/deciding not to have kids (7%) for financial reasons.

Below is a list of actions that some have taken to help save money or increase their income in the last year. Which of the following have you done in the last year or so, if any?



\*"MAGA Republicans" are Republicans who identify as "a supporter of the MAGA movement" on a separate question, while "non-MAGA Republicans" are Republicans who do not consider themselves supporters of the MAGA movement or are not sure. Nationwide survey of 1,000 registered voters conducted April 2-April 6, 2026. For more info, visit [navigatorresearch.org](https://navigatorresearch.org).

# Democrats Have Trust Advantages on a Range of Cost Items

Although independents trust Democrats more than Trump and Republicans on a range of cost items, roughly half trust neither party on each of these items.

Below is a list of issues. Please indicate who you personally trust more to handle each one.

					Net Trust Democrats More					Total Trust Neither
	The Democratic Party	Neither	Don't know	Trump and the Republican Party	Overall	Dem	Ind	Non-MAGA Reps.*	MAGA Reps.*	Ind
Child care costs	41	20	12	27	+14	+70	+12	-23	-61	49
Health care	42	23	6	29	+13	+72	+12	-26	-66	50
Education costs	39	21	10	30	+9	+66	+9	-28	-68	47
Grocery prices	38	26	6	30	+8	+69	+12	-32	-70	56
Housing costs	37	24	9	30	+7	+65	+6	-34	-69	55
Utility costs	36	27	8	29	+7	+65	+6	-34	-69	53
Inflation and the cost of living	37	24	6	33	+4	+66	+3	-40	-77	55
Gas prices	35	27	7	31	+4	+65	+1	-34	-74	52
Jobs and the economy	38	21	5	36	+2	+66	+5	-46	-80	53

\*"MAGA Republicans" are Republicans who identify as "a supporter of the MAGA movement" on a separate question, while "non-MAGA Republicans" are Republicans who do not consider themselves supporters of the MAGA movement or are not sure. Nationwide survey of 1,000 registered voters conducted April 2-April 6, 2026. For more info, visit [navigatorresearch.org](https://navigatorresearch.org).

# navigator\*

## About Navigator

In a world where the news cycle is the length of a tweet, our leaders often lack the real-time public-sentiment analysis to shape the best approaches to talking about the issues that matter the most. Navigator is designed to act as a consistent, flexible, responsive tool to inform policy debates by conducting research and reliable guidance to inform allies, elected leaders, and the press. Navigator is a project led by pollsters from Global Strategy Group and GBAO.

## About the Study

Global Strategy Group conducted a public opinion survey among a sample of 1,000 registered voters from April 2-April 6, 2026. 100 additional interviews were conducted among Hispanic voters. 100 additional interviews were conducted among African American voters. 75 additional interviews were conducted among Asian American and Pacific Islander voters. 100 additional interviews were conducted among independent voters. The survey was conducted online, recruiting respondents from an opt-in online panel vendor. Respondents were verified against a voter file and special care was taken to ensure the demographic composition of our sample matched that of the national registered voter population across a variety of demographic variables. The margin of error for the full sample at the 95 percent level of confidence is +/- 3.1 percentage points. The margin of error for subgroups varies and is higher.

For Press inquiries contact:

[press@navigatorresearch.org](mailto:press@navigatorresearch.org)

To learn more about Navigator:

<http://navigatorresearch.org>

@NavigatorSurvey on Twitter