

# navigator\*

Wednesday, May 20<sup>th</sup>

The Supreme Court's Ruling  
on the Voting Rights Act



Credit: Gary Blakeley/Shutterstock

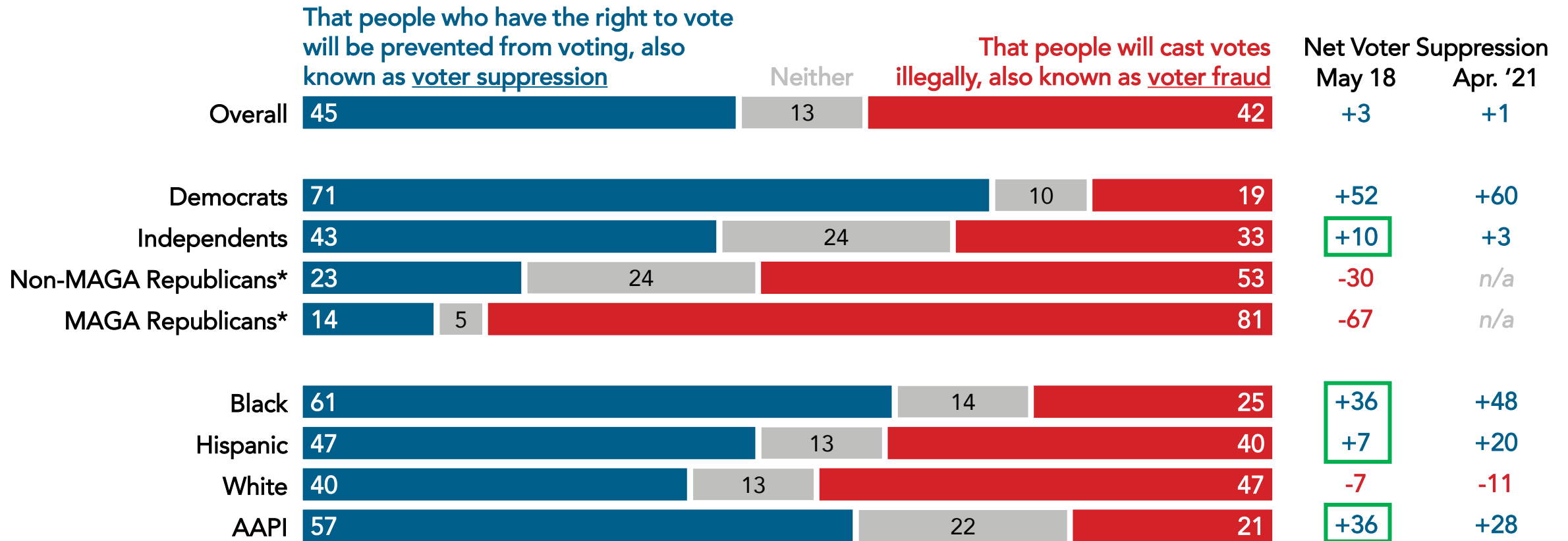
## Key Takeaways:

- News on redistricting and the Supreme Court's recent ruling on voting rights is breaking through to some, but understanding is clearly low.
- Many Americans are not initially sure how they feel about the Supreme Court's ruling on the Voting Rights Act (VRA), and a majority are persuadable on the ruling.
- Americans see Republicans in Congress, the rich, and white Americans benefiting from this ruling, at the expense of low-income Americans, Black Americans, and Hispanic Americans.
- The strongest messaging against the Supreme Court's ruling varies by community:
  - **Black Americans** find most resonant messaging on the history of the VRA, this as a return to Jim Crow-era policies, and how this will result in lost seats for Black and Hispanic members of Congress.
  - For **Hispanic Americans**, the strongest messaging focuses on how this will discriminate against minority voters, betray Black and Hispanic voters, and dilute the power of minority voters.
  - For **independents and non-MAGA Republicans**, the strongest messaging focuses on how this ruling takes away voters' freedoms, the idea that politicians shouldn't get to choose their voters, the history of the VRA, and this adding to the already hyper-partisan redistricting underway.

# Americans Are Divided in Their Concern Between Voter Fraud and Suppression, With Stark Partisan Divides

A plurality of independents are more concerned about voter suppression (43%) than voter fraud (33%).

Which of the following concerns you more?

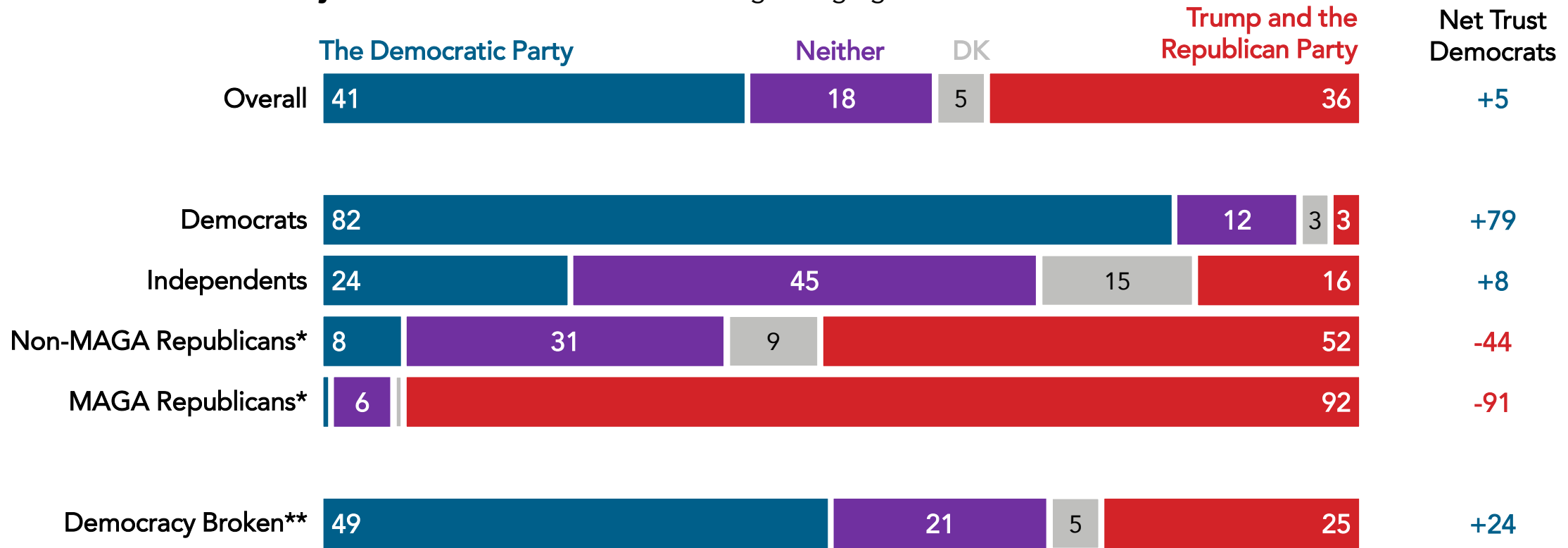


\*"MAGA Republicans" are Republicans who identify as "a supporter of the MAGA movement" on a separate question, while "non-MAGA Republicans" are Republicans who do not consider themselves supporters of the MAGA movement or are not sure. Nationwide surveys of registered voters; Each wave represents approximately 1,000 interviews taken over the prior three-five days. Latest wave conducted May 13-May 18, 2026. For more info, visit [navigatorresearch.org](http://navigatorresearch.org).

# Democrats Are More Trusted on Protecting Voting Rights, Though Only Narrowly

Independents trust Democrats more than Republicans when it comes to “protecting voting rights,” though nearly half (45%) don’t trust either party.

**Please indicate who you trust more to handle:** Protecting voting rights.

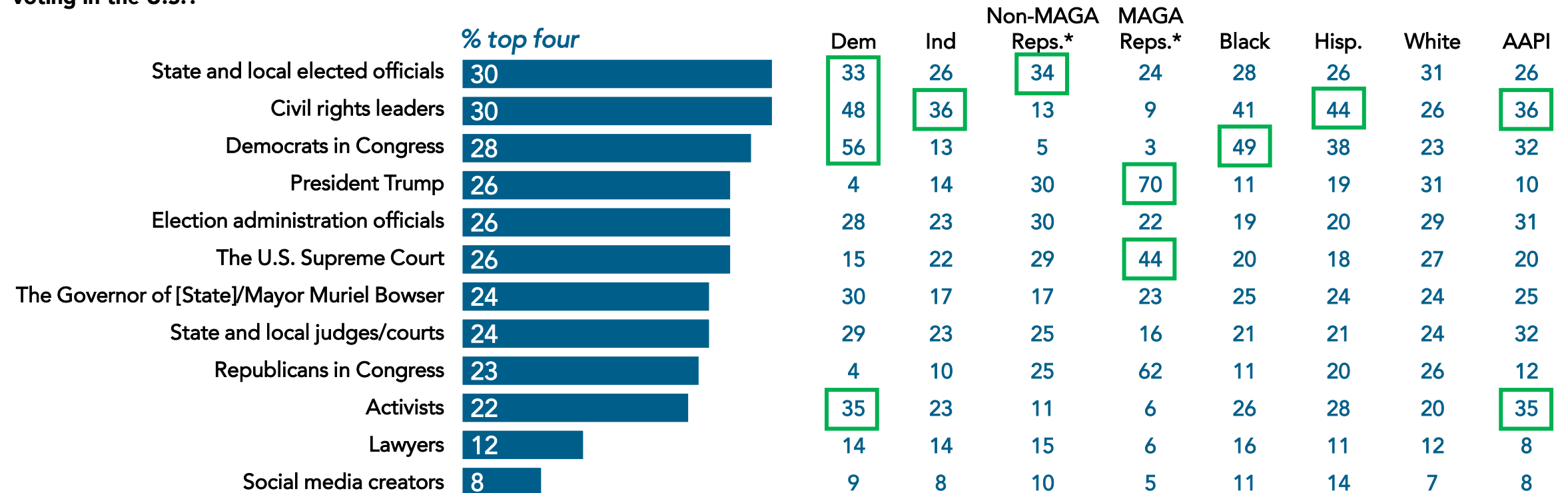


\*“MAGA Republicans” are Republicans who identify as “a supporter of the MAGA movement” on a separate question, while “non-MAGA Republicans” are Republicans who do not consider themselves supporters of the MAGA movement or are not sure. \*\*“Democracy Broken” are respondents who indicate that American democracy is “completely” or “somewhat broken” on a separate question. Nationwide survey of 1,000 registered voters conducted May 13-May 18, 2026. For more info, visit [navigatorresearch.org](https://navigatorresearch.org).

# State and Local Elected Officials, Civil Rights Leaders Most Trusted on Voting Rights

Independents most trust civil rights leaders (36% top four), while non-MAGA Republicans\* most trust state and local elected officials (34%). MAGA Republicans\* are by far the most likely to trust President Trump (70%) and the Supreme Court (44%).

Below is a list of people and groups. Which **FOUR**, if any, do you trust the most to look out for the interests of voters when it comes to elections and voting in the U.S.?



\*"MAGA Republicans" are Republicans who identify as "a supporter of the MAGA movement" on a separate question, while "non-MAGA Republicans" are Republicans who do not consider themselves supporters of the MAGA movement or are not sure.  
 Nationwide survey of 1,000 registered voters conducted May 13-May 18, 2026. For more info, visit [navigatorresearch.org](https://navigatorresearch.org).

# The Iran War Dominates the News; on Maps and VRA, Active News Consumers Hearing Much More Than Passive

Below are some recent events. Please indicate how much you have seen, read, or heard about each one.

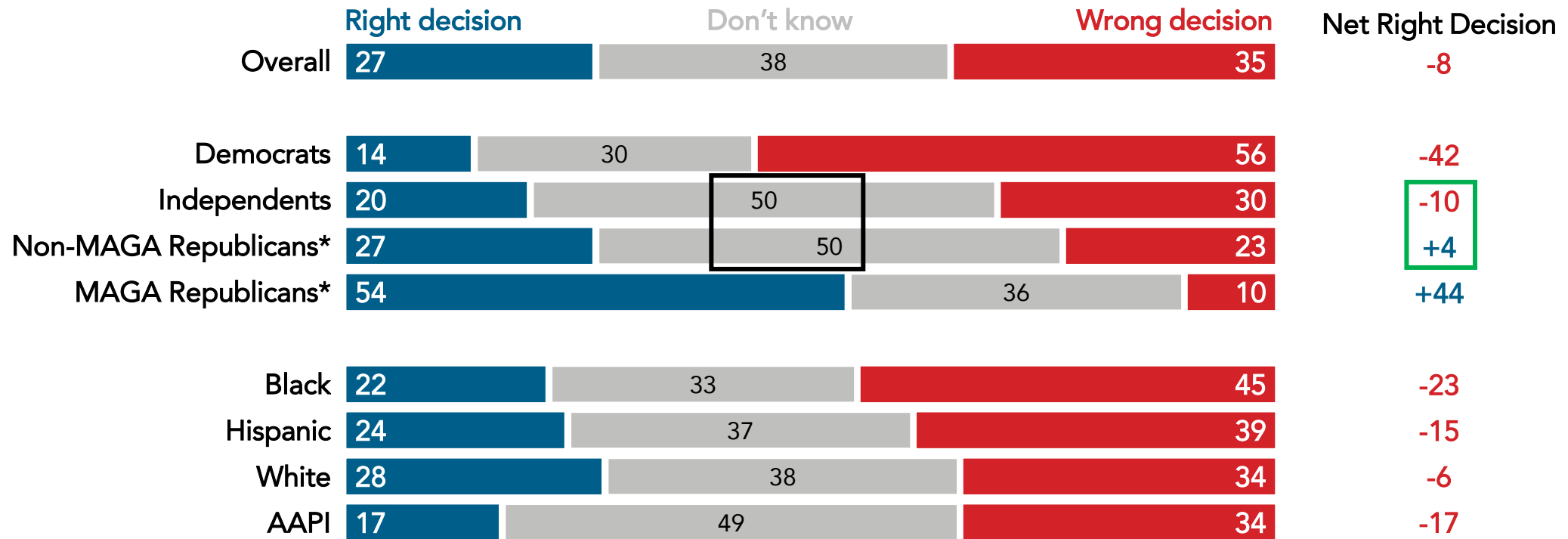
	+/** Indicates split sample	% A lot	% Some	Total A Lot/Some				Active News**	Passive News**	Gap B/t Active and Passive
				Overall	Dem	Ind	Rep			
The ongoing conflict with Iran		52	28	81	83	69	81	89	68	+21
Several states considering or approving changes to their congressional district maps**		31	28	59	63	47	59	72	39	+33
America250 celebrations of the 250th anniversary of U.S. independence		24	36	60	57	46	68	69	47	+22
The Supreme Court ruling on voting rights in <i>Louisiana v. Callais</i> , which will change how congressional maps can be drawn and voting rights laws will be applied**		24	28	52	60	41	48	64	36	+28
The Virginia Supreme Court ruling against new congressional maps that had been approved by Virginia voters*		24	23	46	46	37	49	58	28	+30
The Supreme Court considering a potential ban on medication abortion		17	31	48	55	36	45	55	37	+18
The Supreme Court ruling on voting rights in <i>Louisiana v. Callais</i> *		16	22	38	39	31	38	45	27	+18

\*\*Active news consumers say they “seek out news” while passive news consumers say “news come to me.”  
 Nationwide survey of 1,000 registered voters conducted May 13-May 18, 2026. For more info, visit [navigatorresearch.org](http://navigatorresearch.org).

# Most Americans Don't Know Enough to Say on the SCOTUS VRA Ruling; Those Who Do Say It Was Wrong More Than Right

Half of independents (50%) and non-MAGA Republicans\* (50%) say they don't know enough to say.

As you may know, the Supreme Court recently decided to narrow the protections of the Voting Rights Act in *Louisiana v. Callais*. Do you think this was the right decision from the Court or the wrong decision from the Court?



\*"MAGA Republicans" are Republicans who identify as "a supporter of the MAGA movement" on a separate question, while "non-MAGA Republicans" are Republicans who do not consider themselves supporters of the MAGA movement or are not sure. Nationwide survey of 1,000 registered voters conducted May 13-May 18, 2026. For more info, visit [navigatorresearch.org](https://navigatorresearch.org).

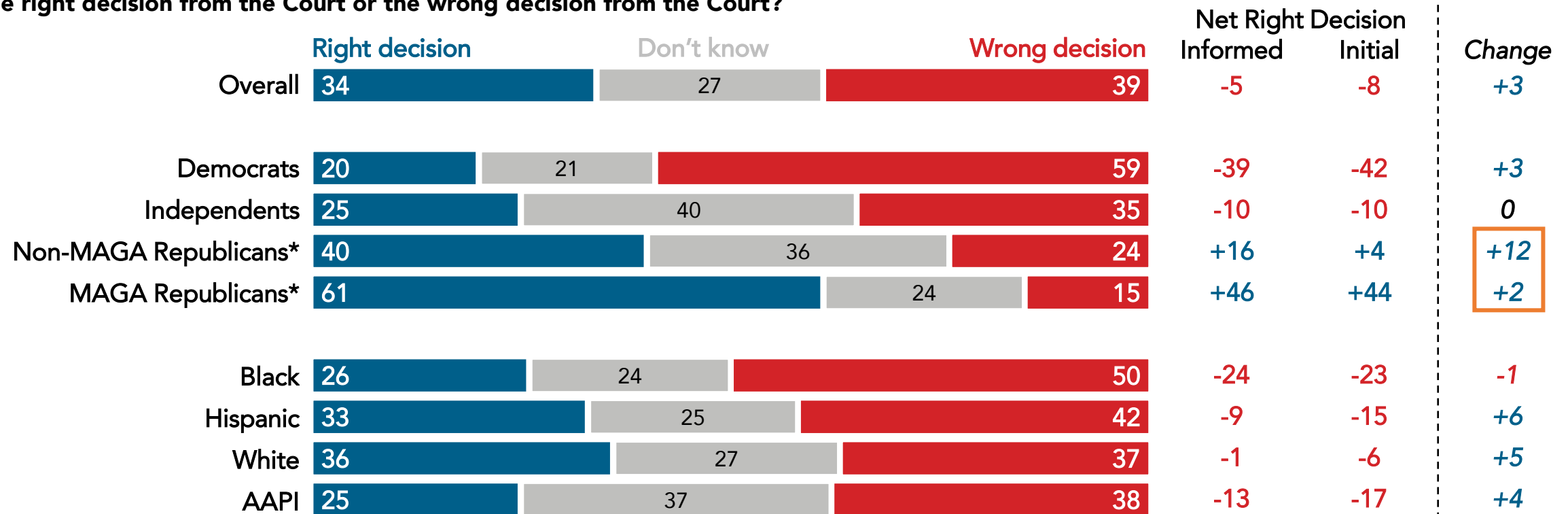
# An Informed Debate Consolidates GOP in Favor of VRA Ruling

Below is some more information about the Supreme Court's ruling.

Supporters say this decision makes sure every voter is treated equally under the law. It changes an outdated law and restores fairness and integrity in our elections.

Opponents say this is a decision by a partisan Supreme Court to help rig elections and silence the voices of millions of Americans in order to protect the interests of the rich and powerful.

Again... the Supreme Court recently decided to narrow the protections of the Voting Rights Act in *Louisiana v. Callais*. Do you think this was the right decision from the Court or the wrong decision from the Court?



\*"MAGA Republicans" are Republicans who identify as "a supporter of the MAGA movement" on a separate question, while "non-MAGA Republicans" are Republicans who do not consider themselves supporters of the MAGA movement or are not sure.  
 Nationwide survey of 1,000 registered voters conducted May 13-May 18, 2026. For more info, visit [navigatorresearch.org](http://navigatorresearch.org).

# Americans Say Republicans in Congress, the Rich, and White Americans Will Benefit from *Callais*

Democrats, independents, non-MAGA Republicans\*, and Americans across racial/ethnic groups say Republicans in Congress, wealthy Americans, and white Americans will benefit most from this ruling.

**(Split sample)** Below is a list of people and groups. Which **THREE** do you think will benefit the most from this decision to narrow these voting rights protections, if any?

	% top three					Black	Hisp.	White	AAPI
		Dem	Ind	Non-MAGA Reps.*	MAGA Reps.*				
Republicans in Congress	34	54	26	21	11	39	35	34	26
Wealthy Americans	34	52	35	19	11	36	29	34	27
White Americans	32	45	27	25	17	38	29	31	23
Middle class and working Americans	14	7	10	15	30	9	8	16	20
Low-income Americans	12	12	13	7	16	14	19	11	10
Black Americans	12	11	8	7	18	31	12	9	3
Americans in rural communities	12	8	8	6	23	13	14	11	13
Americans in urban communities	9	8	9	5	12	13	7	8	9
Democrats in Congress	8	9	12	5	6	10	12	6	5
Hispanic Americans	6	6	5	3	9	7	24	4	3
Asian Americans	3	1	2	6	4	2	5	2	5

\*"MAGA Republicans" are Republicans who identify as "a supporter of the MAGA movement" on a separate question, while "non-MAGA Republicans" are Republicans who do not consider themselves supporters of the MAGA movement or are not sure.  
 Nationwide survey of 1,000 registered voters conducted May 13-May 18, 2026. For more info, visit [navigatorresearch.org](https://navigatorresearch.org).

# Americans Say Low-Income Americans and Black Americans Will Be Most Harmed By *Callais*

Black and Hispanic Americans see the most damage coming to their own communities: 68% of Black Americans say they will be most harmed by this ruling and 47% of Hispanic Americans say the same of their community.

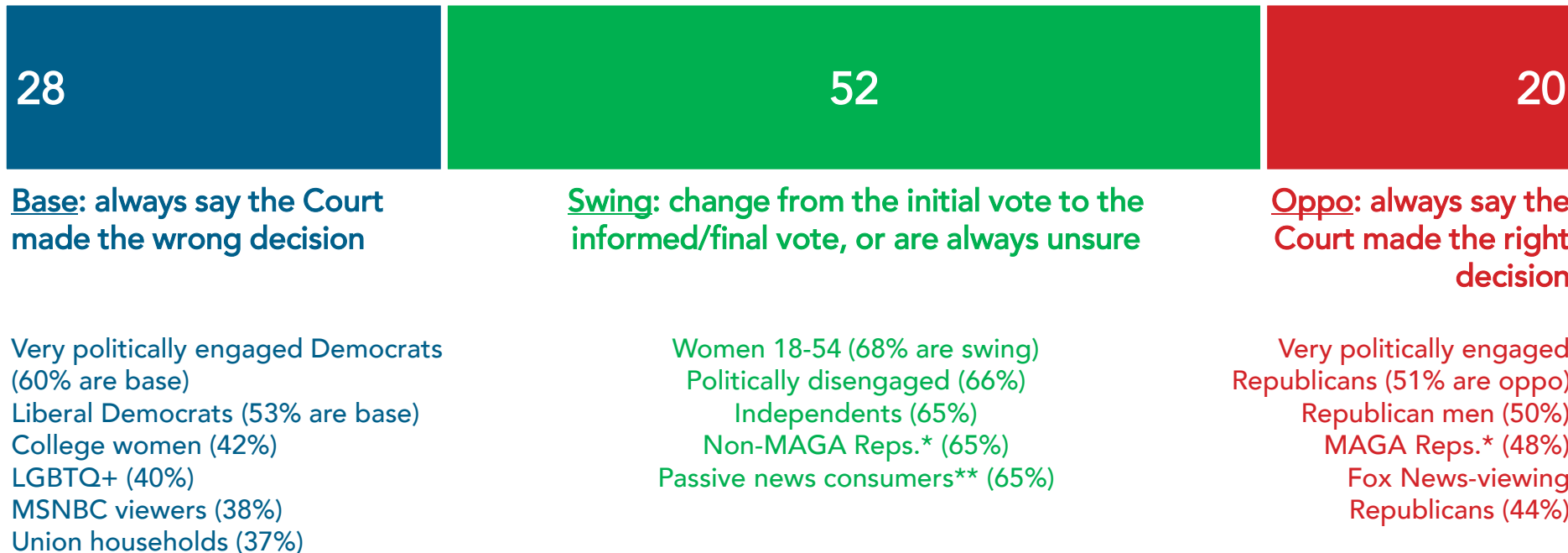
**(Split sample)** Below is a list of people and groups. Which **THREE** do you think will be **hurt** the most by this decision to narrow these voting rights protections, if any?

	% top three	Dem	Ind	Non-MAGA Reps.*	MAGA Reps.*	Black	Hisp.	White	AAPI
Low-income Americans	39	54	45	25	19	46	45	37	36
Black Americans	37	56	37	26	12	68	36	31	41
Hispanic Americans	22	31	25	22	6	22	47	19	21
Middle class and working Americans	21	24	30	19	12	20	21	21	17
Americans in rural communities	17	19	18	15	14	13	14	18	13
Democrats in Congress	14	18	6	11	10	20	13	13	12
Americans in urban communities	11	14	18	6	5	15	11	9	26
White Americans	9	7	7	9	12	2	6	11	1
Republicans in Congress	7	4	6	11	10	7	7	7	10
Asian Americans	7	8	2	9	4	12	9	5	14
Wealthy Americans	4	4	2	3	6	7	8	3	6

\*"MAGA Republicans" are Republicans who identify as "a supporter of the MAGA movement" on a separate question, while "non-MAGA Republicans" are Republicans who do not consider themselves supporters of the MAGA movement or are not sure.  
 Nationwide survey of 1,000 registered voters conducted May 13-May 18, 2026. For more info, visit [navigatorresearch.org](https://navigatorresearch.org).

# Roughly Half of Americans Are Persuadable on the Court's VRA Decision, With Many Who Just Don't Know Enough to Say

More than half of Americans (52%) change their mind on the Supreme Court's decision or remain unsure after learning more about it. These persuadable Americans are more likely to be women under 55 (68% are swing), politically disengaged Americans (66%), independents (65%), non-MAGA Republicans\* (65%), and passive news consumers\*\* (65%).



\*\*MAGA Republicans" are Republicans who identify as "a supporter of the MAGA movement" on a separate question, while "non-MAGA Republicans" are Republicans who do not consider themselves supporters of the MAGA movement or are not sure. \*\*Active news consumers say they "seek out news" while passive news consumers say "news come to me." Nationwide survey of 1,000 registered voters conducted May 13-May 18, 2026. For more info, visit [navigatorresearch.org](http://navigatorresearch.org).

# POC Gravitate to Messaging Focused on the Impact on Their Communities; Independents to Freedom, Fairness, Partisanship

Below are statements from critics of the Supreme Court's decision. Please indicate how concerning you find each one.

\*/\*\* Split sample

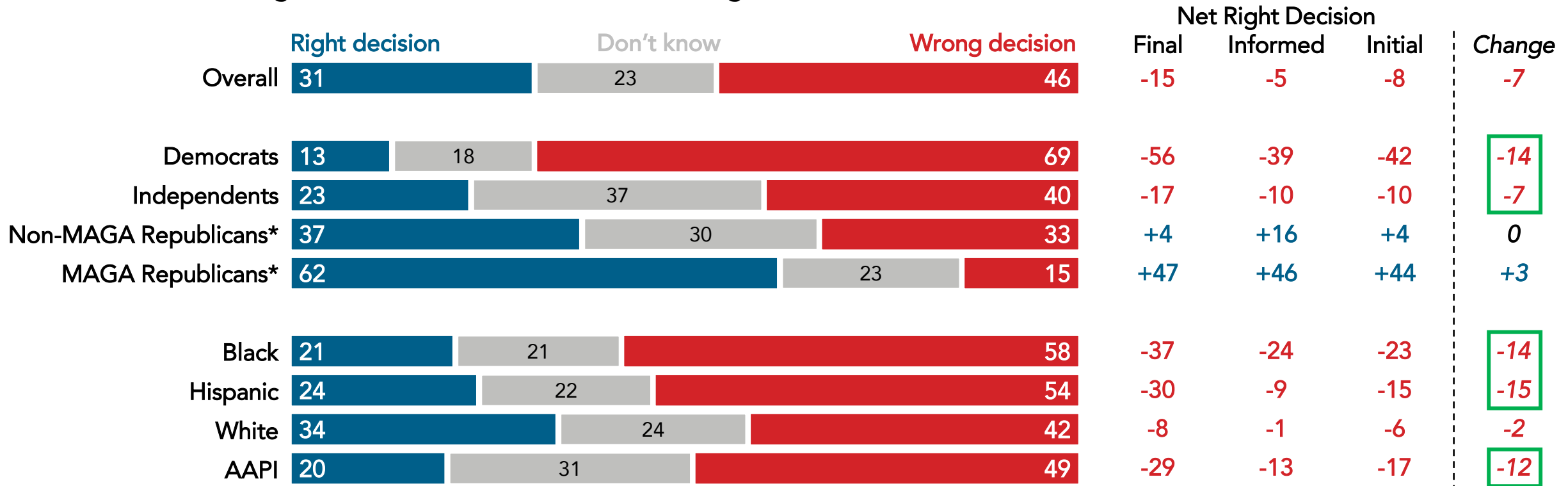
	% Extremely concerning (5)	% Very concerning (4)	Ind + Non-MAGA R.*	VRA Swing**	Black	Hisp.
<b>[FREEDOM]</b> Every American deserves the freedom to have their vote counted and their voice heard. This ruling takes that freedom away by allowing state legislators to draw maps that discriminate against minority voters	41	17	30	33	54	44
<b>[POLITICIANS CHOOSING VOTERS]</b> Americans should get to choose who represents them in Congress, not the other way around. But this ruling makes it much easier for politicians to choose who their voters are instead, rigging the maps in order to stay in power	41	19	33	33	54	42
<b>[PARTISAN]</b> This ruling allows state legislators to continue drawing maps to benefit their political party instead of drawing fair maps that make sure all voters are fairly represented, only adding to the hyper-partisan redistricting battle already underway across the country	41	19	31	33	54	42
<b>[VRA HISTORY]</b> Generations of brave Americans fought to expand voting rights with their blood, sweat, and tears. Now, the Supreme Court has gutted those same rights against the will of Congress and the American people*	39	19	29	31	62	41
<b>[BETRAYAL]</b> This ruling is a betrayal of democratic principles and a direct attack on Black and Hispanic voters, making it harder for these communities to elect leaders who will represent their voices and interests**	38	18	27	30	49	48
<b>[JIM CROW]</b> This ruling is a new iteration of Jim Crow era policies: it uses undemocratic tactics that suppress and deny power to minority voters and communities, the same communities the Voting Rights Act was passed to protect*	37	16	23	28	58	41
<b>[VRA HISTORY, SPECIFICS]</b> Generations of brave Americans, like John Lewis and those fighting for civil rights in Selma, fought to expand voting rights with their blood, sweat, and tears. Now, the Supreme Court has gutted those same rights against the will of Congress and the American people**	37	19	27	30	52	43
<b>[BETRAYAL + IMPACT]</b> This ruling is a betrayal of democratic principles and a direct attack on Black and Hispanic voters, and could lead to the loss of as many as a dozen or more seats that are currently held by Black and Hispanic members of Congress*	37	18	24	29	60	36
<b>[MINORITY POWER]</b> This ruling will dilute the voting strength of Black communities and severely weaken the political power and influence Black voters have built over generations, undermining fair representation and core protections guaranteed under this legislation**	36	20	26	29	54	45

\*"MAGA Republicans" are Republicans who identify as "a supporter of the MAGA movement" on a separate question, while "non-MAGA Republicans" are Republicans who do not consider themselves supporters of the MAGA movement or are not sure. \*\*"VRA Swing" do not always say the Court made the right decision or always say it made the wrong decision on the Voting Rights Act. Nationwide survey of 1,000 registered voters conducted May 13-May 18, 2026. For more info, visit [navigatorresearch.org](https://navigatorresearch.org).

# Messaging Moves Nearly Half to Say *Callais* Was the Wrong Decision from SCOTUS

Democrats (a net change of -14, from net -42 right decision to net -56), Black Americans (net -14 change), Hispanic Americans (net -15 change), and AAPI Americans (net -12 change) move the most against the ruling as they learn more.

**[Post-Messaging]** Again, do you think the Supreme Court’s decision to narrow the protections of the Voting Rights Act in *Louisiana v. Callais* was the right decision from the Court or the wrong decision from the Court?



\*"MAGA Republicans" are Republicans who identify as "a supporter of the MAGA movement" on a separate question, while "non-MAGA Republicans" are Republicans who do not consider themselves supporters of the MAGA movement or are not sure. Nationwide survey of 1,000 registered voters conducted May 13-May 18, 2026. For more info, visit [navigatorresearch.org](https://navigatorresearch.org).

# navigator\*

## About Navigator

In a world where the news cycle is the length of a tweet, our leaders often lack the real-time public-sentiment analysis to shape the best approaches to talking about the issues that matter the most. Navigator is designed to act as a consistent, flexible, responsive tool to inform policy debates by conducting research and reliable guidance to inform allies, elected leaders, and the press. Navigator is a project led by pollsters from Global Strategy Group and GBAO.

## About the Study

Global Strategy Group conducted a public opinion survey among a sample of 1,000 registered voters from May 13-May 18, 2026. 102 additional interviews were conducted among Hispanic voters. 101 additional interviews were conducted among African American voters. 75 additional interviews were conducted among Asian American and Pacific Islander voters. 101 additional interviews were conducted among independent voters. The survey was conducted online, recruiting respondents from an opt-in online panel vendor. Respondents were verified against a voter file and special care was taken to ensure the demographic composition of our sample matched that of the national registered voter population across a variety of demographic variables. The margin of error for the full sample at the 95 percent level of confidence is +/- 3.1 percentage points. The margin of error for subgroups varies and is higher.

For Press inquiries contact:

[press@navigatorresearch.org](mailto:press@navigatorresearch.org)

To learn more about Navigator:

<http://navigatorresearch.org>

@NavigatorSurvey on Twitter