

navigator*

Wednesday, June 24th

Four Years Post-Roe



Credit: Shutterstock/Longfin Media

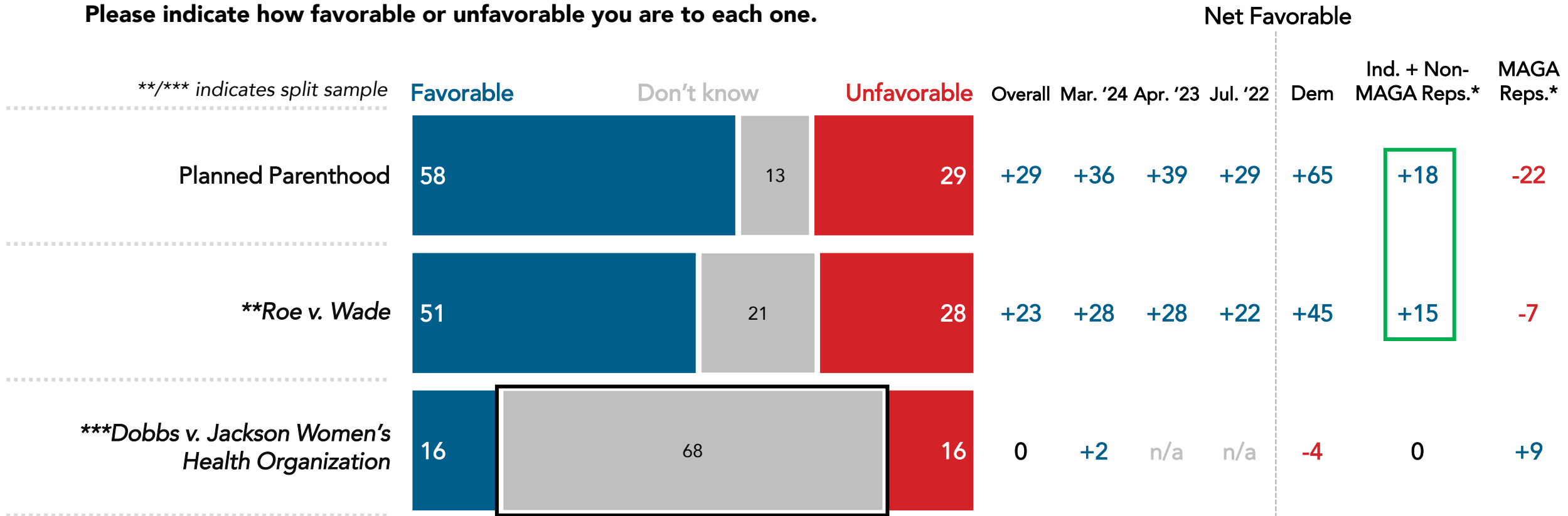
Key Takeaways:

- As the four-year anniversary of the overturning of *Roe v. Wade* approaches, support for abortion rights remains stable. Americans continue to hold favorable views of Planned Parenthood and *Roe v. Wade*, and majorities say abortion should be legal in all or most cases at levels similar to those seen immediately after *Roe* was overturned.
- While most Americans still believe overturning *Roe* has been bad for the country, fewer see abortion rights as under threat nationally and in their own state.
- Even so, anti-abortion positions remain potent political liabilities: banning/restricting contraception, enacting a national abortion ban without exceptions, and criminalizing doctors who perform abortions are dealbreakers for many.
- Americans feel strongly about bodily autonomy and financial independence, including when it comes to family planning. There is also room to connect reproductive freedom to economic freedom.

Majorities Remain Favorable to *Roe v. Wade* and Planned Parenthood; *Dobbs* Is an Unknown Entity

Majorities are favorable toward Planned Parenthood (58% favorable) and *Roe v. Wade* (51%), including pluralities of independents and non-MAGA Republicans* (net +18 and net +15, respectively). *Dobbs* is unknown to most (68% don't know enough to say).

Please indicate how favorable or unfavorable you are to each one.

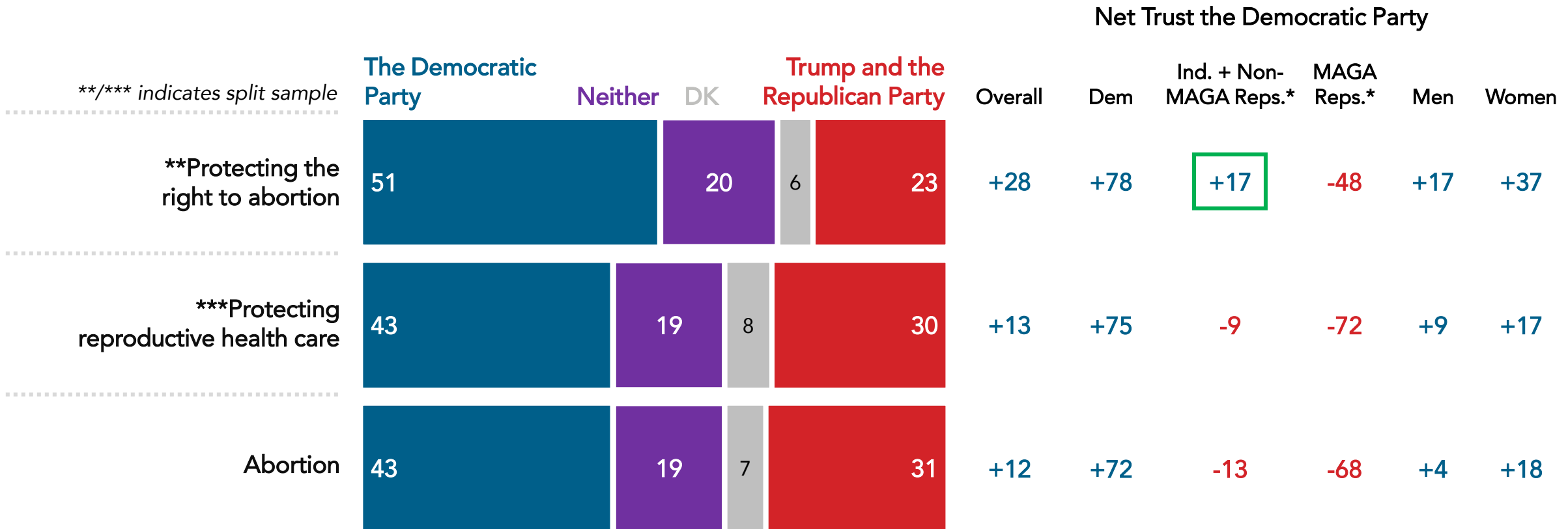


*"MAGA Republicans" are Republicans who identify as "a supporter of the MAGA movement" on a separate question, while "non-MAGA Republicans" are Republicans who do not consider themselves supporters of the MAGA movement or are not sure. Nationwide surveys of registered voters; Each wave represents approximately 1,000 interviews taken over the prior three-five days. Latest wave conducted June 4-June 8, 2026. For more info, visit navigatorresearch.org.

Democrats Remain Much More Trusted on Abortion

Independents and non-MAGA Republicans* trust Democrats more than Trump and Republicans to handle protecting the right to abortion (net +17 trust the Democratic Party more).

Please indicate who you personally trust more to handle each one.

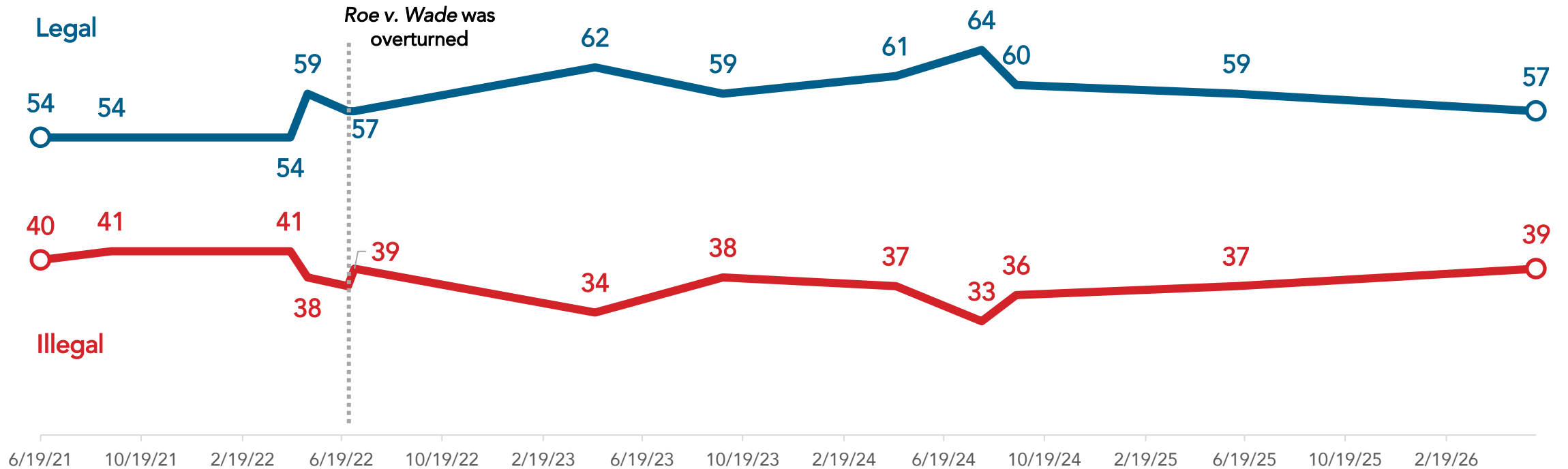


**MAGA Republicans" are Republicans who identify as "a supporter of the MAGA movement" on a separate question, while "non-MAGA Republicans" are Republicans who do not consider themselves supporters of the MAGA movement or are not sure.
 Nationwide survey of 1,000 registered voters conducted June 4-June 8, 2026.
 For more info, visit navigatorresearch.org.

Majorities Continue to Prefer Abortion Be Legal in All or Most Cases at Similar Levels to Right After the Overturning of *Roe*

Americans' views on abortion remain similar to right after *Roe v. Wade* was overturned (57% wanted abortion to be legal in July 2022, compared to 57% now). Views peaked in August 2024, with 64% of Americans wanting abortion to be legal.

Which of the following comes closest to your position regarding the issue of abortion?

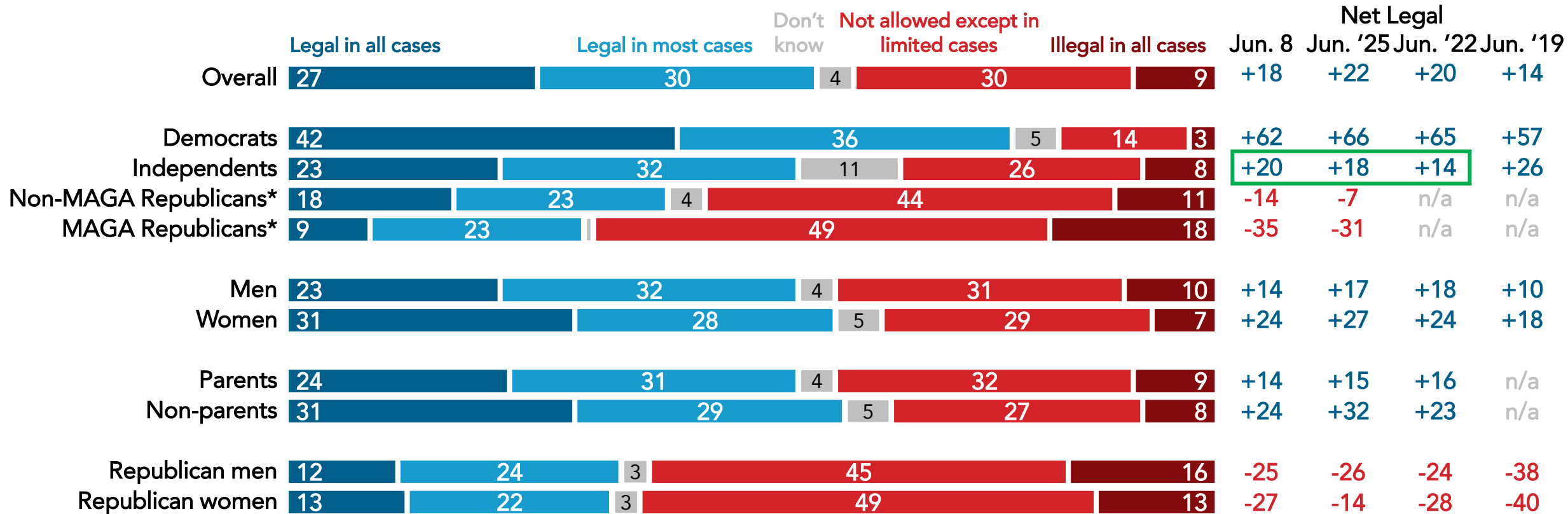


Nationwide surveys of registered voters; Each wave represents approximately 1,000 interviews taken over the prior three-five days. Latest wave conducted June 4-June 8, 2026. For more info, visit navigatorresearch.org.

Most Americans Want Abortion to Be Legal in All or Most Cases

Compared to June of 2022 after the overturning of *Roe v. Wade*, independents have grown more supportive of abortion being legal (from net +14 abortion should be legal then to net +20 now).

Which of the following comes closest to your position regarding the issue of abortion? Abortion should be...

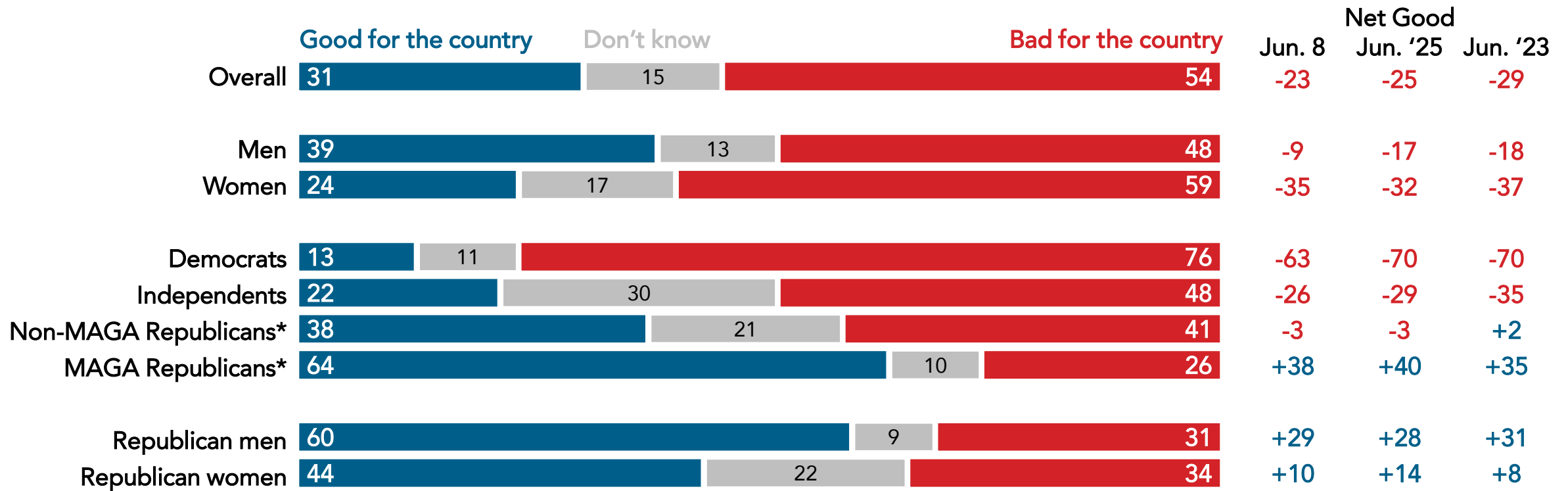


*"MAGA Republicans" are Republicans who identify as "a supporter of the MAGA movement" on a separate question, while "non-MAGA Republicans" are Republicans who do not consider themselves supporters of the MAGA movement or are not sure. Nationwide surveys of registered voters; Each wave represents approximately 1,000 interviews taken over the prior three-five days. Latest wave conducted June 4-June 8, 2026. For more info, visit navigatorresearch.org.

Majorities Continue to Say *Roe* Being Overturned Has Been Bad for the Country, Though Fewer Than Did in 2023

In June of 2023, 58% of Americans said the overturning of *Roe v. Wade* had been bad for the country; now, 54% say the same.

As you may know, the Supreme Court overturned *Roe v. Wade*, eliminating the federal right to an abortion as a result. Do you think the Supreme Court eliminating the federal right to an abortion has been good or bad for the country?



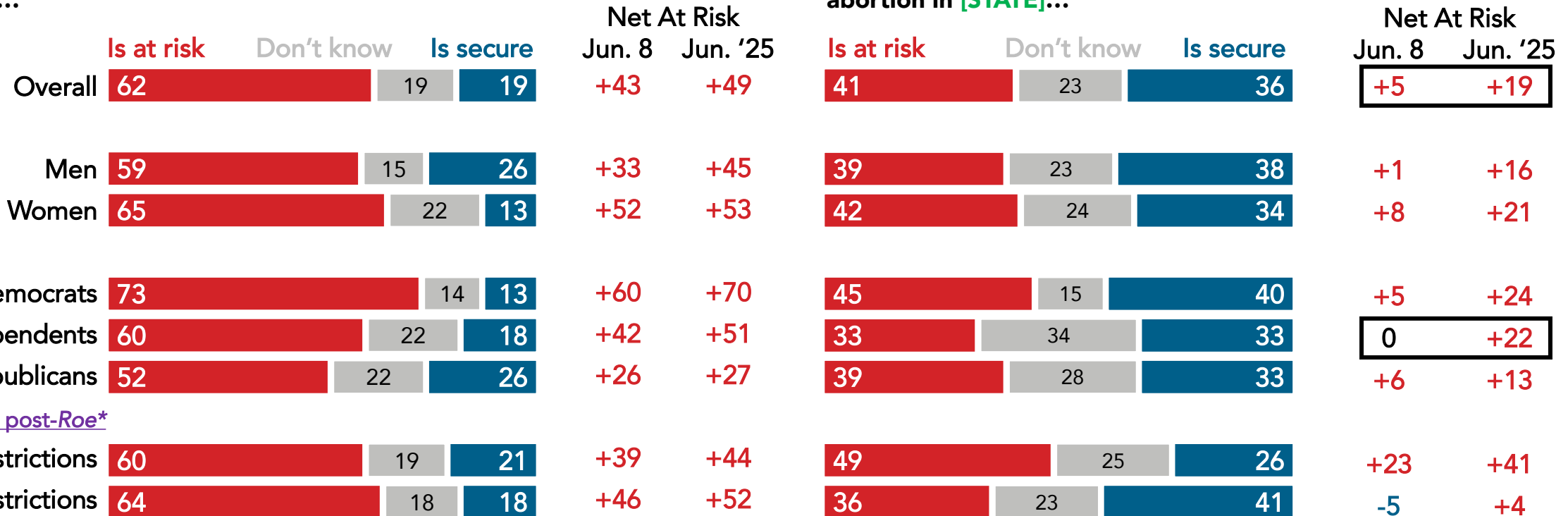
*"MAGA Republicans" are Republicans who identify as "a supporter of the MAGA movement" on a separate question, while "non-MAGA Republicans" are Republicans who do not consider themselves supporters of the MAGA movement or are not sure. Nationwide surveys of registered voters; Each wave represents approximately 1,000 interviews taken over the prior three-five days. Latest wave conducted June 4-June 8, 2026. For more info, visit navigatorresearch.org.

Fewer Americans Say Abortion Is at Risk in Their State Than Nationwide; Threat Less Acute at Both Levels Than a Year Ago

Since last year, fewer Americans say that abortion is at risk in their state (from net +19 at risk in June 2025 to net +5 now) and nationwide (from net +49 to net +43). This dynamic has occurred both in states with and without increased abortion restrictions post-Roe.

(Split Sample) What is your impression: the right to an abortion in our country...

(Split Sample) What is your impression: the right to an abortion in [STATE]...

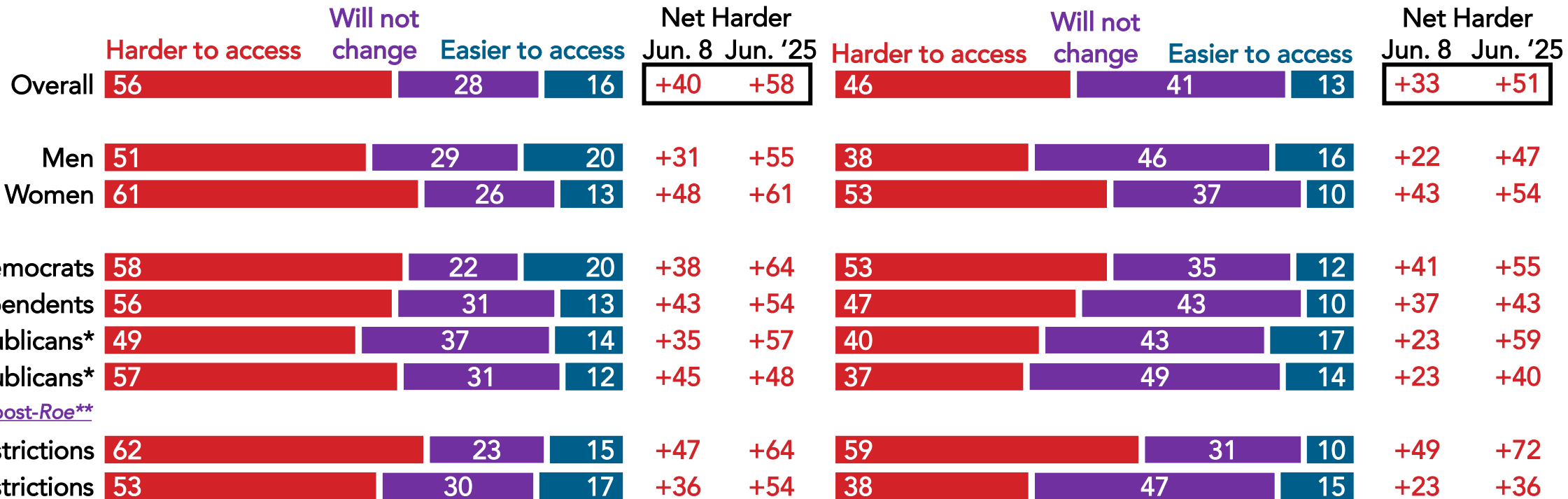


*State abortion law categories post-Roe are based on the latest updates on the legal status of abortion in each state from the [Kaiser Family Foundation](https://www.kff.org/abortion/). States with increased restrictions include AL, AR, FL, GA, ID, IN, IA, KY, LA, MS, NE, NC, ND, OK, SC, SD, TN, TX, UT, WV. States without increased restrictions include AK, AZ, CA, CO, CT, DC, DE, HI, IL, KS, ME, MD, MA, MI, MN, MO, MT, NV, NH, NJ, NM, NY, OH, OR, PA, RI, VT, VA, WA, WI, WY. Nationwide surveys of registered voters; Each wave represents approximately 1,000 interviews taken over the prior three-five days. Latest wave conducted June 4-June 8, 2026. For more info, visit navigatorresearch.org.

While Majorities Still Say Abortion Will Be Harder to Access in the U.S., the Share Has Declined Nationally and in States

(Split Sample) In thinking about the next 5 years, do you think it will become harder to access an abortion in America, easier to access an abortion in America, or will there be no change in the difficulty of accessing an abortion in America?

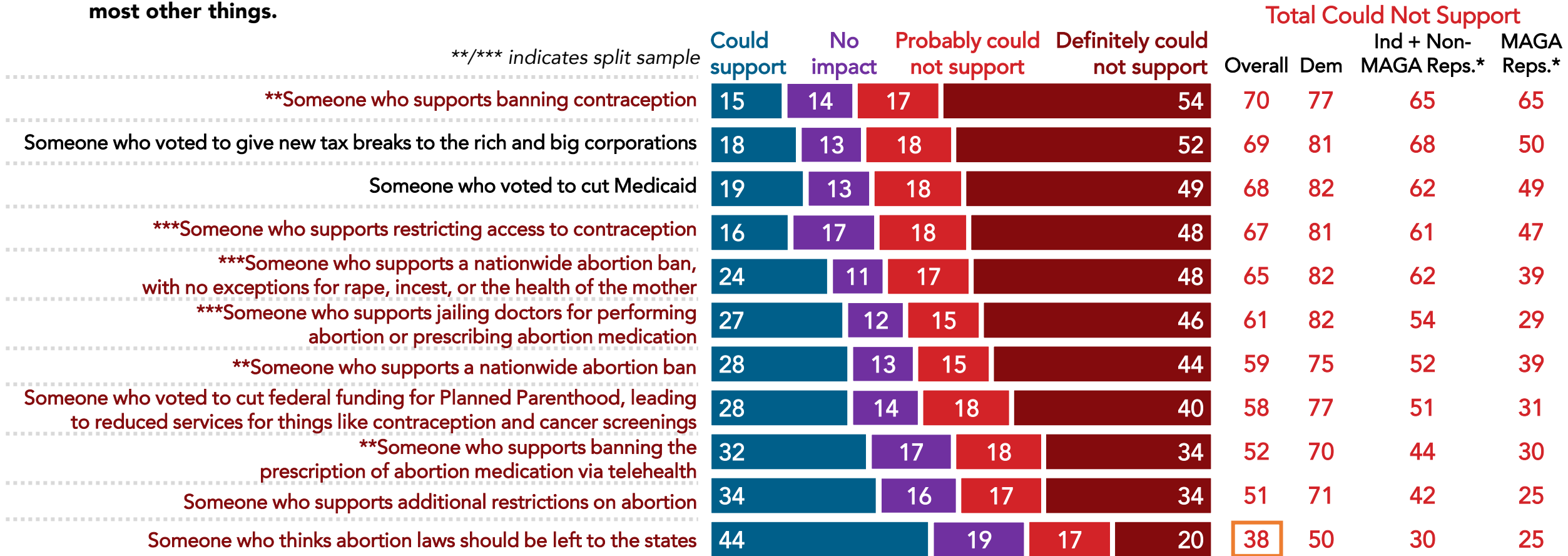
(Split Sample) In thinking about the next 5 years, do you think it will become harder to access an abortion in [STATE], easier to access an abortion in [STATE], or will there be no change in the difficulty of accessing an abortion in [STATE]?



*"MAGA Republicans" are Republicans who identify as "a supporter of the MAGA movement" on a separate question, while "non-MAGA Republicans" are Republicans who do not consider themselves supporters of the MAGA movement or are not sure. **State abortion law categories post-Roe are based on the latest updates on the legal status of abortion in each state from the [Kaiser Family Foundation](https://www.kff.org/abortion/state-policy/). States with increased restrictions include AL, AR, FL, GA, ID, IN, IA, KY, LA, MS, NE, NC, ND, OK, SC, SD, TN, TX, UT, WV. States without increased restrictions include AK, AZ, CA, CO, CT, DC, DE, HI, IL, KS, ME, MD, MA, MI, MN, MO, MT, NV, NH, NJ, NM, NY, OH, OR, PA, RI, VT, VA, WA, WI, WY. Nationwide surveys of registered voters; Each wave represents approximately 1,000 interviews taken over the prior three-five days. Latest wave conducted June 4-June 8, 2026. For more info, visit navigatorresearch.org.

Bans on Contraception Are the Biggest Dealbreaker, With Majorities Saying Most Anti-Abortion Positions Are Dealbreakers

Please indicate whether or not you could support an elected official with that position, as long as you agreed with the elected official on most other things.



*"MAGA Republicans" are Republicans who identify as "a supporter of the MAGA movement" on a separate question, while "non-MAGA Republicans" are Republicans who do not consider themselves supporters of the MAGA movement or are not sure.
 Nationwide survey of 1,000 registered voters conducted June 4-June 8, 2026.
 For more info, visit navigatorresearch.org.

Majorities Want Autonomy and Freedom in Family Planning, Including From a Financial Perspective

Below is a list of statements about abortion. Please indicate whether you agree or disagree with each one.

	Strongly agree	Somewhat agree	Don't know	Disagree	Overall	Dem	Net Agree Ind + Non- MAGA Reps.*	MAGA Reps.*	
<i>**/** indicates split sample</i>									
**The government should not have control over my personal medical decision-making	59		20	8	13	+66	+80	+62	+46
***People should have the freedom to decide if and when to have a child	58		20	9	13	+66	+81	+59	+46
**People should have the freedom to make the best financial decisions for their family, including deciding if and when to start a family that they can provide for	56		23	10	11	+68	+83	+64	+46
**Having access to the healthcare you need is an economic issue	44	29	14	13	+61	+75	+48	+48	
If access to reproductive healthcare is eliminated or reduced, it will hurt families financially	42	25	14	19	+48	+74	+40	+12	
***Some women seek an abortion because they cannot afford to care for a child	33	33	13	21	+45	+59	+37	+28	
If we do more to provide women with access to reproductive healthcare including abortion, it will help them get by economically	32	30	14	24	+37	+70	+18	+1	
**If we do more to make life affordable, it will reduce abortion in this country	31	29	16	24	+36	+58	+16	+22	
***If we do more to make healthcare affordable, it will reduce abortion in this country	24	30	20	26	+29	+43	+18	+16	

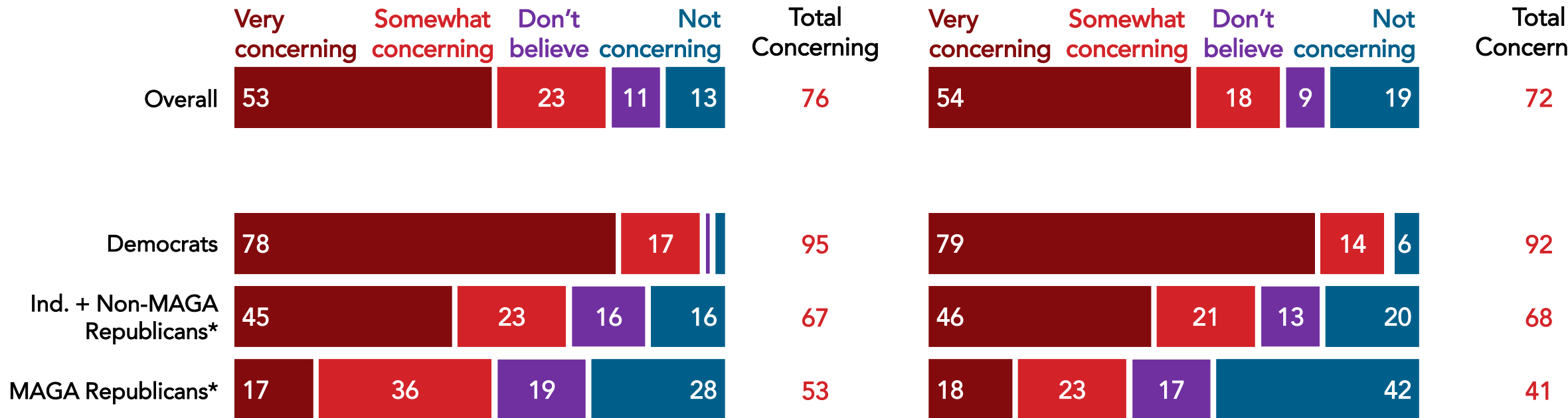
*"MAGA Republicans" are Republicans who identify as "a supporter of the MAGA movement" on a separate question, while "non-MAGA Republicans" are Republicans who do not consider themselves supporters of the MAGA movement or are not sure.
 Nationwide survey of 1,000 registered voters conducted June 4-June 8, 2026.
 For more info, visit navigatorresearch.org.

Three in Four Concerned by Trump/GOP Cuts to Medicaid and SNAP, Whether Framed as Healthcare or Pregnancy Care

Nearly equal shares are concerned by each impact, with three in four concerned in total and more than 50% “very concerned” by each.

(Split Sample) Please indicate how concerning you find the following statement: **Trump and Republicans cut billions of dollars in funding from Medicaid and SNAP, leading to hundreds of hospital closures and countless women having less access to essential medical care.**

(Split Sample) Please indicate how concerning you find the following statement: **Trump and Republicans cut billions of dollars in funding from Medicaid and SNAP, leading to hundreds of labor and delivery hospital closures and countless women having less access to essential pregnancy and medical care.**

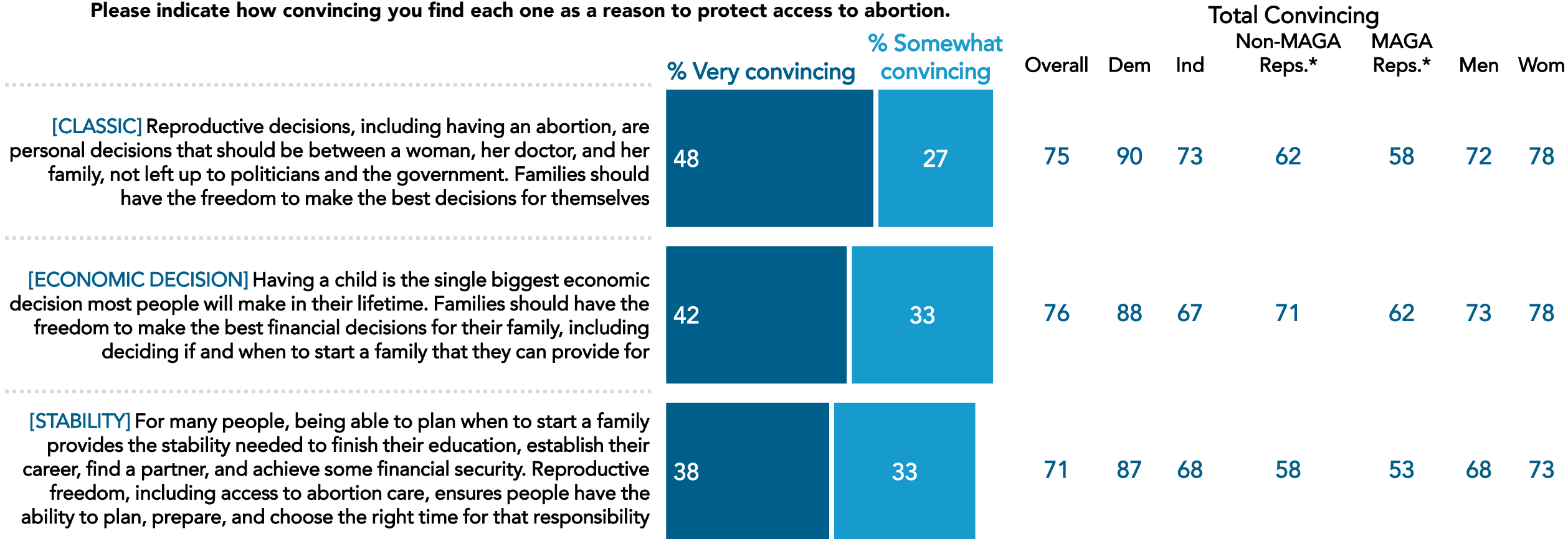


*"MAGA Republicans" are Republicans who identify as "a supporter of the MAGA movement" on a separate question, while "non-MAGA Republicans" are Republicans who do not consider themselves supporters of the MAGA movement or are not sure. Nationwide survey of 1,000 registered voters conducted June 4-June 8, 2026. For more info, visit navigatorresearch.org.

Classic Messages Stating Families Should Be Able to Make the Decisions That Are Best for Them Remain Our Strongest

When trying to connect reproductive health with the economy, it's stronger to lean on freedom (42% very convincing) than stability (38%).

Please indicate how convincing you find each one as a reason to protect access to abortion.



*"MAGA Republicans" are Republicans who identify as "a supporter of the MAGA movement" on a separate question, while "non-MAGA Republicans" are Republicans who do not consider themselves supporters of the MAGA movement or are not sure.
 Nationwide survey of 1,000 registered voters conducted June 4-June 8, 2026.
 For more info, visit navigatorresearch.org.

navigator*

About Navigator

In a world where the news cycle is the length of a tweet, our leaders often lack the real-time public-sentiment analysis to shape the best approaches to talking about the issues that matter the most. Navigator is designed to act as a consistent, flexible, responsive tool to inform policy debates by conducting research and reliable guidance to inform allies, elected leaders, and the press. Navigator is a project led by pollsters from Global Strategy Group and GBAO.

About the Study

Global Strategy Group conducted a public opinion survey among a sample of 1,000 registered voters from June 4-June 8, 2026. 101 additional interviews were conducted among Hispanic voters. 103 additional interviews were conducted among African American voters. 77 additional interviews were conducted among Asian American and Pacific Islander voters. 102 additional interviews were conducted among independent voters. The survey was conducted online, recruiting respondents from an opt-in online panel vendor. Respondents were verified against a voter file and special care was taken to ensure the demographic composition of our sample matched that of the national registered voter population across a variety of demographic variables. The margin of error for the full sample at the 95 percent level of confidence is +/- 3.1 percentage points. The margin of error for subgroups varies and is higher.

For Press inquiries contact:

press@navigatorresearch.org

To learn more about Navigator:

<http://navigatorresearch.org>

@NavigatorSurvey on Twitter