

navigator*

Thursday, June 25th

America250 Special
Report: Views Among
Immigrants



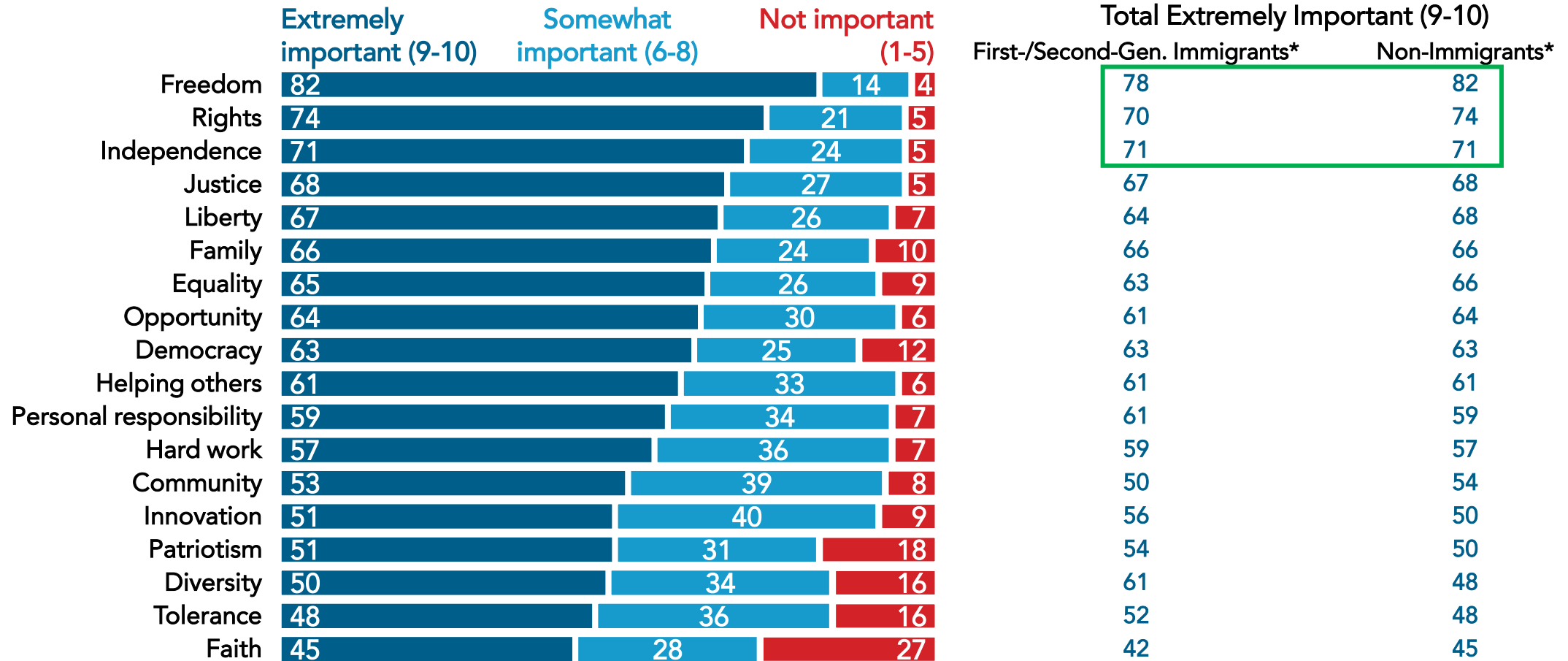
Credit: Shutterstock/Miha Creative

Key Takeaways:

- First- and second-generation immigrants, like Americans overall, value freedom, rights, and independence most of all.
- Immigrants also agree strongly that speaking out is a good thing, like Americans overall.
- While a majority of first- and second-generation immigrants say being an American is important to their personal identity, fewer say they feel like they are accepted as fully American than Americans do overall.
- For first- and second-generation immigrants, the American dream particularly means the opportunity to pursue one's goals and dreams, though they feel just as strongly as Americans overall that that dream is harder to achieve today than it used to be.

Freedom, Rights, and Independence Are Most Important Values, Both Overall and Among First-/Second-Generation Immigrants

Below is a list of values. Please indicate how important each value is to what being an American means to you personally.

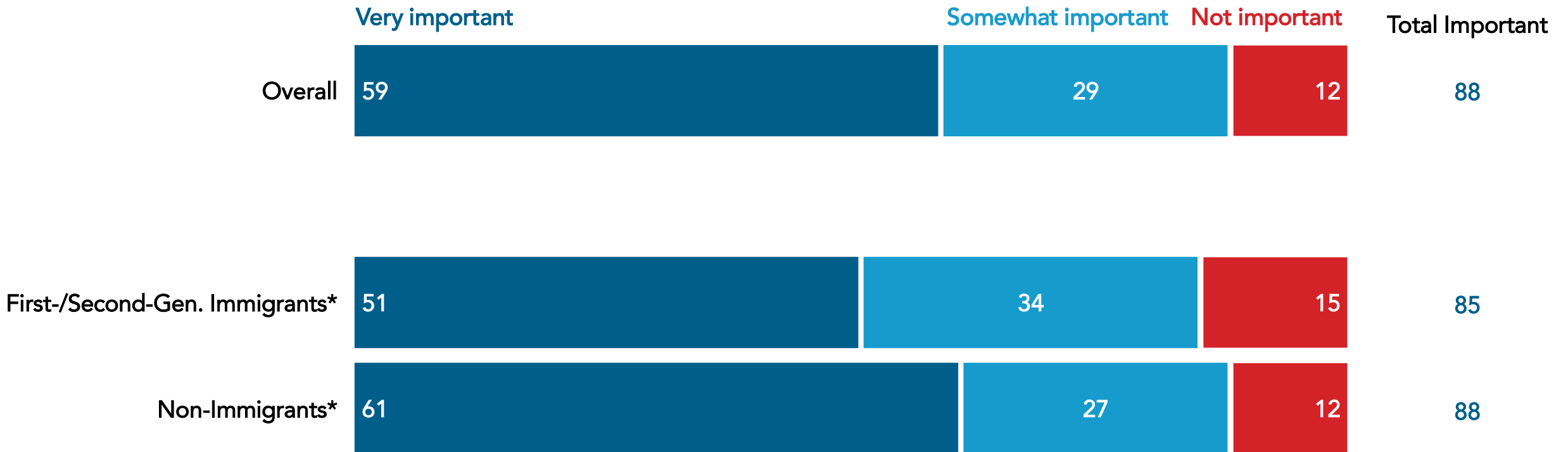


*"First-/second-generation immigrants" are respondents who were born outside the U.S. and later migrated to the U.S. and became citizens, or respondents who were born in the U.S. but have at least one foreign-born parent.
 Nationwide survey of 2,000 registered voters conducted May 27-June 1, 2026. For more info, visit navigatorresearch.org.

Being American Is a Key Part of First-/Second-Generation Immigrants' Identities

A majority of first- and second-generation immigrants* say that being an American is “very important” to their identity (51%), compared to 61% of non-immigrants*.

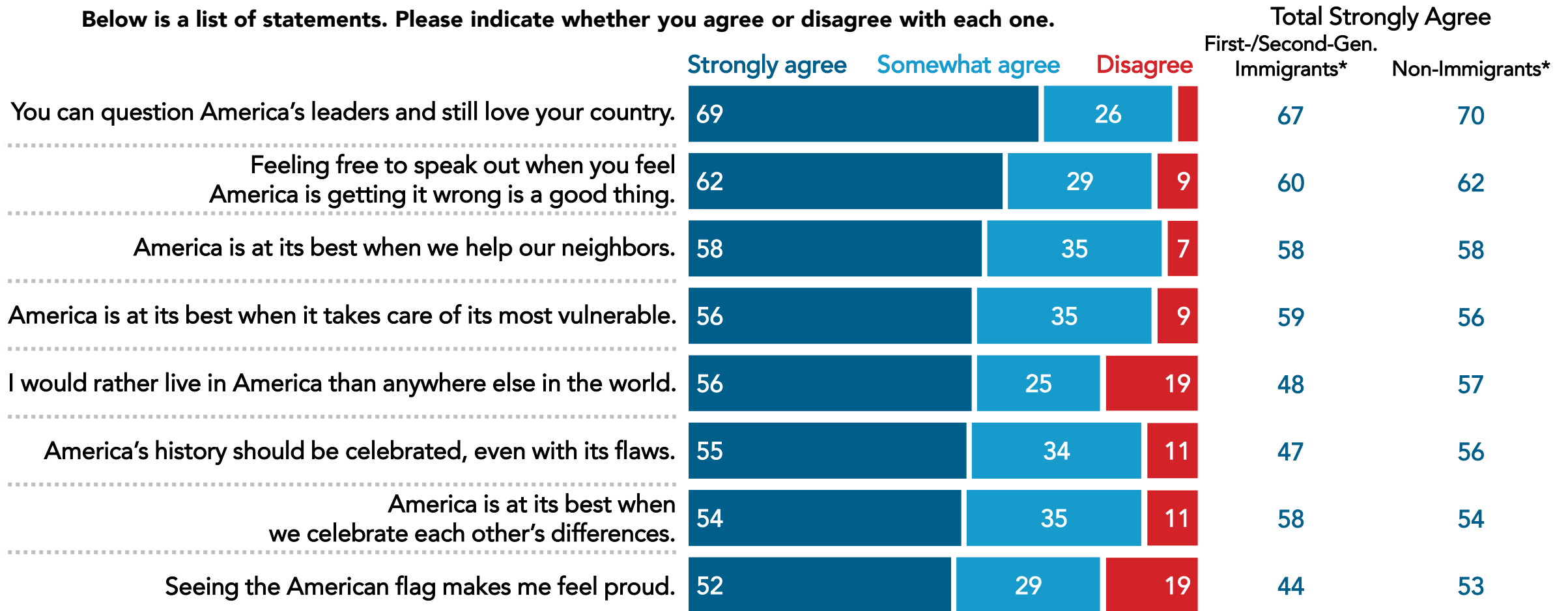
How important is being an American to your personal identity?



*"First-/second-generation immigrants" are respondents who were born outside the U.S. and later migrated to the U.S. and became citizens, or respondents who were born in the U.S. but have at least one foreign-born parent. Nationwide survey of 2,000 registered voters conducted May 27-June 1, 2026. For more info, visit navigatorresearch.org.

Immigrants Strongly Agree Protest Is Patriotic, America Is At Its Best When Helping Neighbors/the Vulnerable

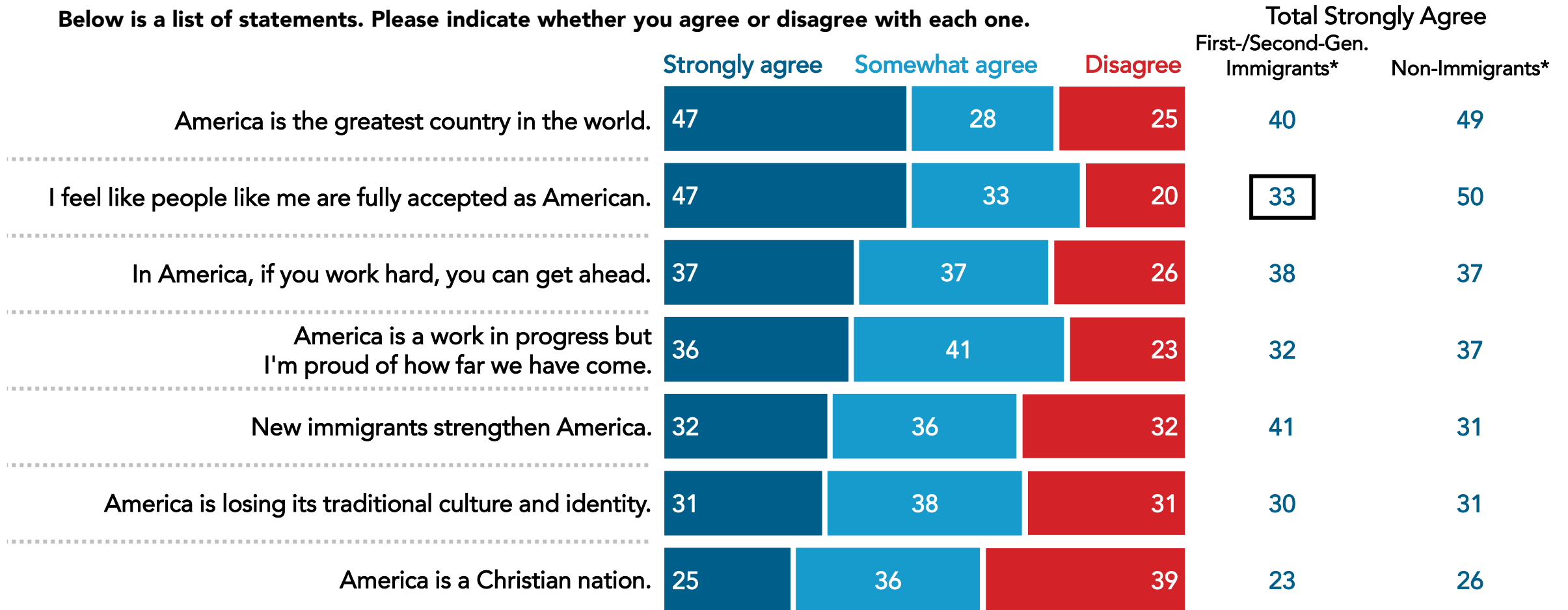
Below is a list of statements. Please indicate whether you agree or disagree with each one.



*"First-/second-generation immigrants" are respondents who were born outside the U.S. and later migrated to the U.S. and became citizens, or respondents who were born in the U.S. but have at least one foreign-born parent.
 Nationwide survey of 2,000 registered voters conducted May 27-June 1, 2026. For more info, visit navigatorresearch.org.

While First- and Second-Generation Immigrants Embrace Their American Identity, They Don't Always Feel Accepted as American

Below is a list of statements. Please indicate whether you agree or disagree with each one.

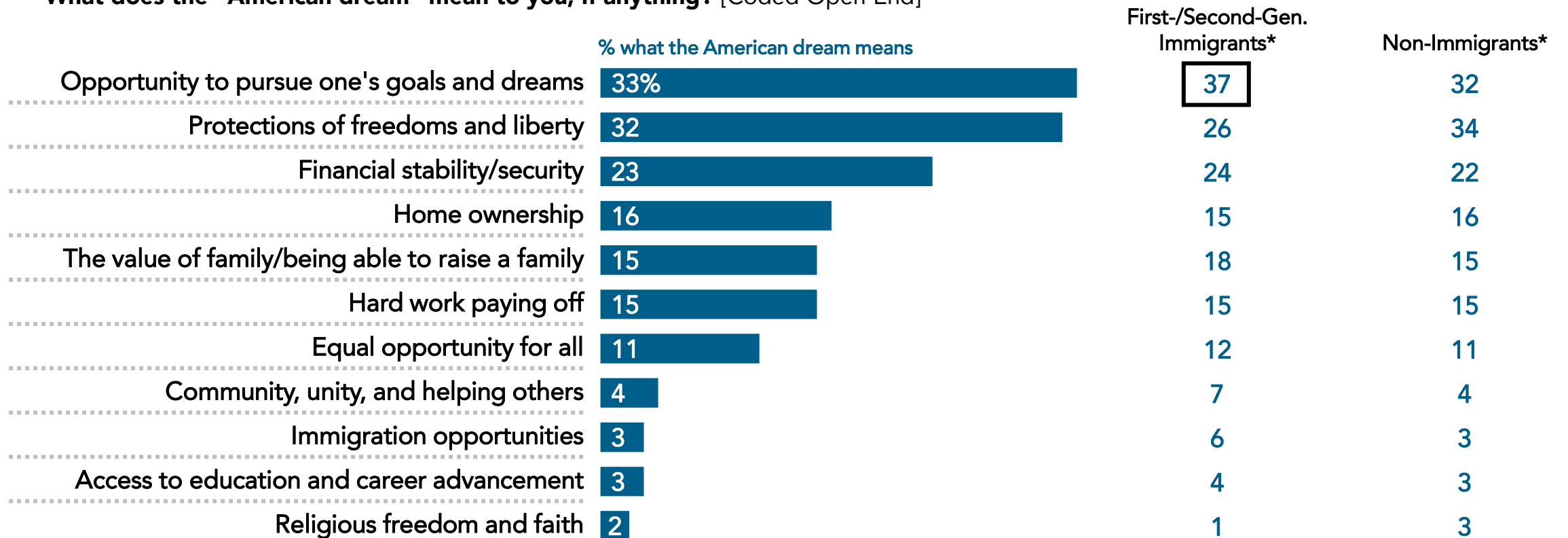


*"First-/second-generation immigrants" are respondents who were born outside the U.S. and later migrated to the U.S. and became citizens, or respondents who were born in the U.S. but have at least one foreign-born parent.
 Nationwide survey of 2,000 registered voters conducted May 27-June 1, 2026. For more info, visit navigatorresearch.org.

Across Immigration Status, the American Dream Is Defined By Opportunity, Freedom, Liberty

Like Americans overall, first- and second-generation immigrants* say the American dream means the ability to pursue one’s goals and dreams (37% what American dream means), protection of freedoms (26%), and financial stability and security (24%).

What does the “American dream” mean to you, if anything? [Coded Open End]



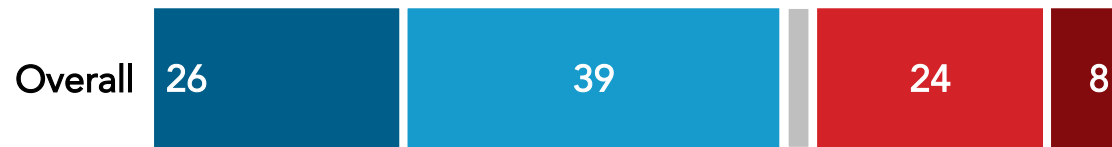
*“First-/second-generation immigrants” are respondents who were born outside the U.S. and later migrated to the U.S. and became citizens, or respondents who were born in the U.S. but have at least one foreign-born parent.
 Nationwide survey of 2,000 registered voters conducted May 27-June 1, 2026. For more info, visit navigatorresearch.org.

First-/Second-Generation Immigrants Feel Even More Pessimistic About Achieving the American Dream Than Non-Immigrants

Only one in five first- and second-generation immigrants* say the American dream is still achievable for most Americans today (22%).

Which of the following best describes your view of the American dream?

The American dream is still achievable for most Americans today
 The American dream is still achievable, but it is much harder for most Americans today than in the past
 Not sure
 The American dream used to be achievable, but it no longer is for most Americans
 The American dream was never achievable for most Americans



Which would you say best describes your situation?

I have achieved the American dream and currently am living it
 I achieved the American dream before but I'm not living it anymore
 I am on my way to achieving the American dream
 The American dream is out of reach for me



First-/Second-Gen. Immigrants*



Non-Immigrants*

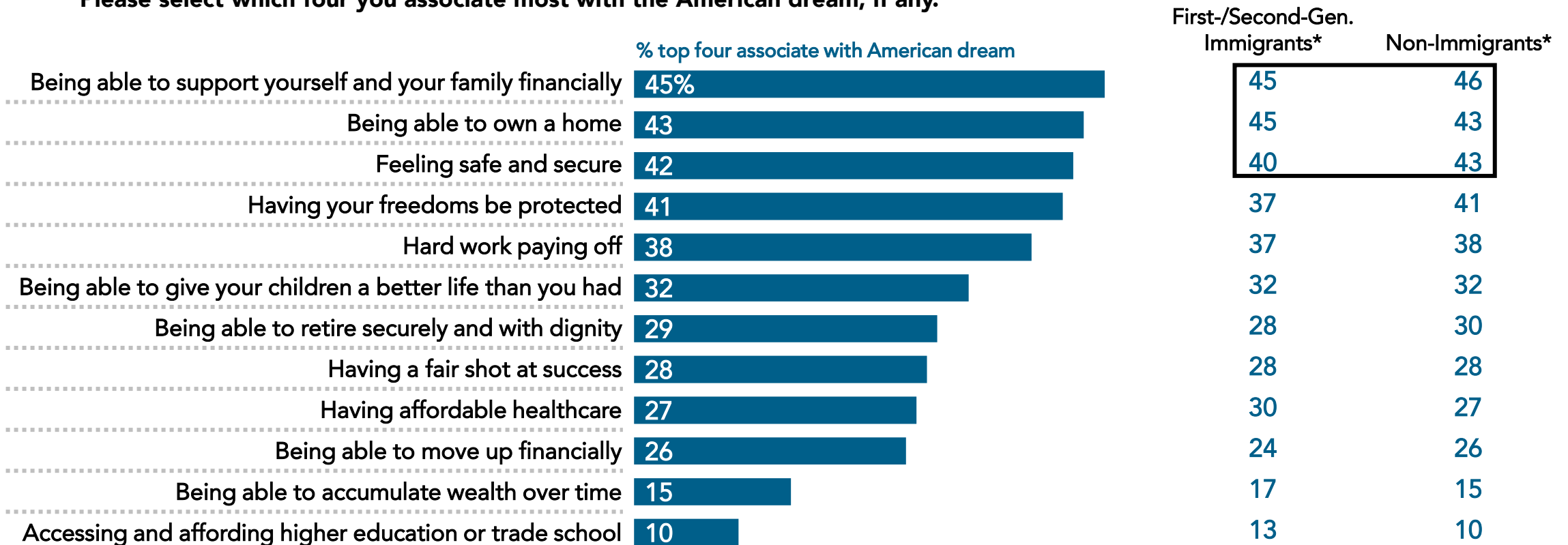


*"First-/second-generation immigrants" are respondents who were born outside the U.S. and later migrated to the U.S. and became citizens, or respondents who were born in the U.S. but have at least one foreign-born parent. Nationwide survey of 2,000 registered voters conducted May 27-June 1, 2026. For more info, visit navigatorresearch.org.

Immigrants and Non-Immigrants Alike Say the American Dream Means Financial Stability, Home Ownership, Safety, and Freedom

First- and second-generation immigrants* most associate the American dream with being able to support yourself and your family (45% associate with American dream) and owning a home (45%).

Please select which four you associate most with the American dream, if any.

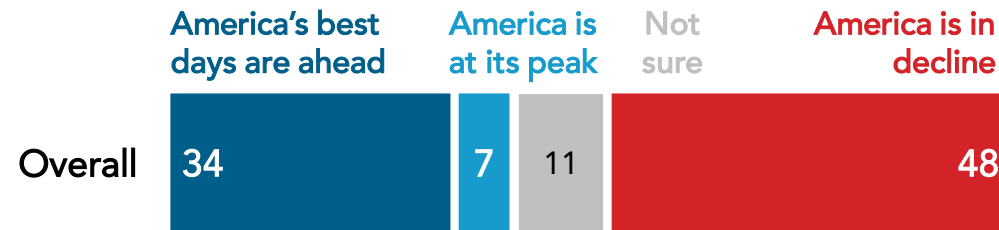


*"First-/second-generation immigrants" are respondents who were born outside the U.S. and later migrated to the U.S. and became citizens, or respondents who were born in the U.S. but have at least one foreign-born parent.
 Nationwide survey of 2,000 registered voters conducted May 27-June 1, 2026. For more info, visit navigatorresearch.org.

A Majority of Immigrants Say That America Is in Decline

A majority of first- and second-generation immigrants* say that America is in decline (53% in decline), but only one in three believe America will be worse off than it is right now in 20 years (33%).

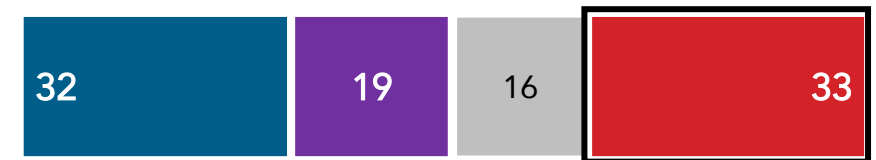

In general, do you think America's best days are ahead, America is at its peak, or America is in decline?




(Split Sample) Thinking ahead to 20 years from now, do you think the country will be...



First-/Second-Gen. Immigrants*



Non-Immigrants*



*"First-/second-generation immigrants" are respondents who were born outside the U.S. and later migrated to the U.S. and became citizens, or respondents who were born in the U.S. but have at least one foreign-born parent. Nationwide survey of 2,000 registered voters conducted May 27-June 1, 2026. For more info, visit navigatorresearch.org.

navigator*

About Navigator

In a world where the news cycle is the length of a tweet, our leaders often lack the real-time public-sentiment analysis to shape the best approaches to talking about the issues that matter the most. Navigator is designed to act as a consistent, flexible, responsive tool to inform policy debates by conducting research and reliable guidance to inform allies, elected leaders, and the press. Navigator is a project led by pollsters from Global Strategy Group and GBAO.

About the Study

Global Strategy Group conducted a public opinion survey among a sample of 2,000 registered voters from May 27-June 1, 2026. 242 interviews were conducted among Hispanic voters. 285 interviews were conducted among African American voters. 137 interviews were conducted among Asian American and Pacific Islander voters. 234 interviews were conducted among independent voters. The survey was conducted online, recruiting respondents from an opt-in online panel vendor. Respondents were verified against a voter file and special care was taken to ensure the demographic composition of our sample matched that of the national registered voter population across a variety of demographic variables. The margin of error for the full sample at the 95 percent level of confidence is +/- 2.2 percentage points. The margin of error for subgroups varies and is higher.

For Press inquiries contact:

press@navigatorresearch.org

To learn more about Navigator:

<http://navigatorresearch.org>

@NavigatorSurvey on Twitter