

navigator*

Tuesday, June 30th

America250 Special
Report: Views Among
Christians



Credit: Shutterstock/Miha Creative

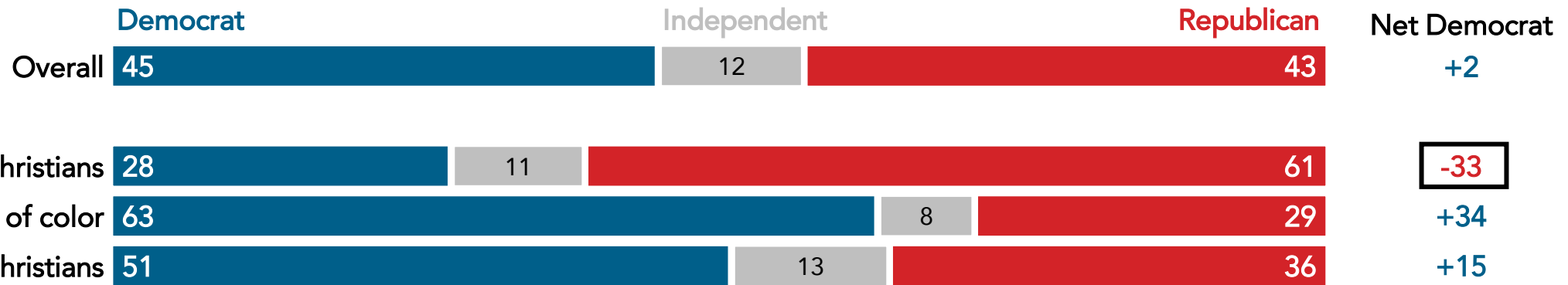
Key Takeaways:

- White Christians and Christians who frequently attend church – two more Republican-leaning groups – agree more strongly than other groups that America is the greatest country in the world, though they feel just as strongly as others that you can question America's leaders and still love your country.
- Christians – especially white Christians – say freedom of religion is important and under threat.
- Patriotic imagery that combines the Bible and the American flag is especially resonant with white Christians, as are messages emphasizing Christians' role in founding and shaping the country.

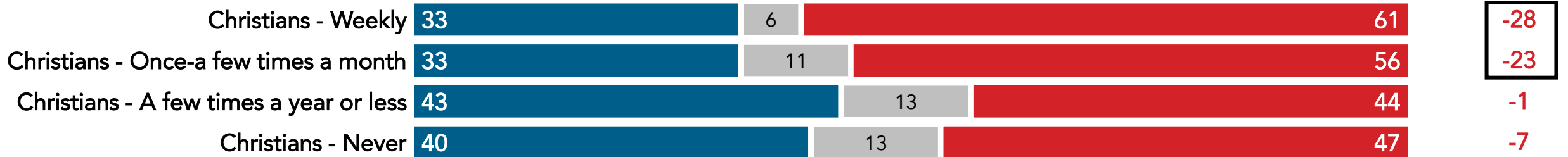
White Christians & Those Who Frequently Attend Church Skew GOP, While Christians of Color, Non-Christians Lean Democratic

Three in five white Christians self-identify as Republicans (61% Republican), while majorities of Christians of color (63% Democrat) and non-Christians (51%) identify as Democrats.

When it comes to politics, do you generally think of yourself as a...



Religious Service Attendance:



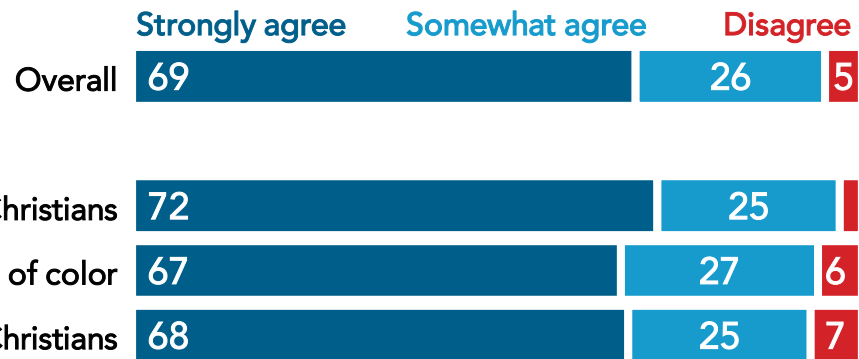
Nationwide survey of 2,000 registered voters conducted May 27-June 1, 2026. For more info, visit navigatorresearch.org.

While White Christians Are More Likely to Believe U.S. Greatest Country in the World, They Too Believe Strongly in Questioning It

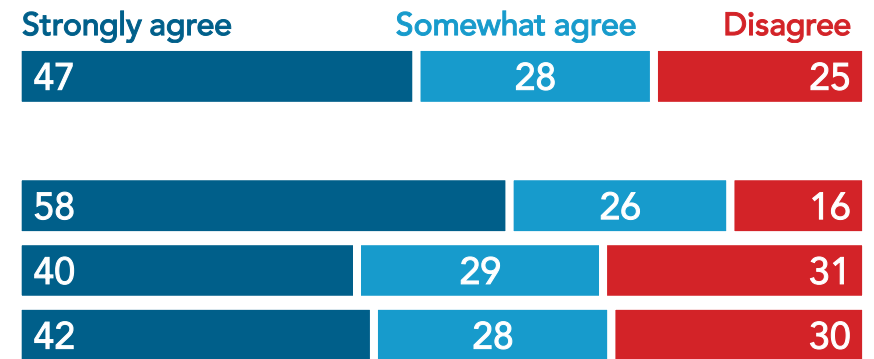
Overwhelming majorities of white Christians (72% strongly agree) and Christians who attend religious services weekly (70%) strongly agree you can question America’s leaders and still love your country.

Please indicate whether you agree or disagree with the statement:

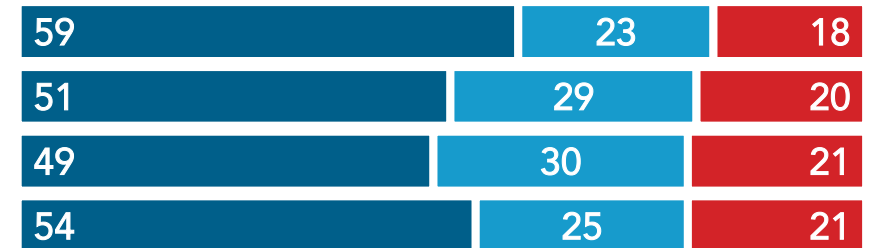
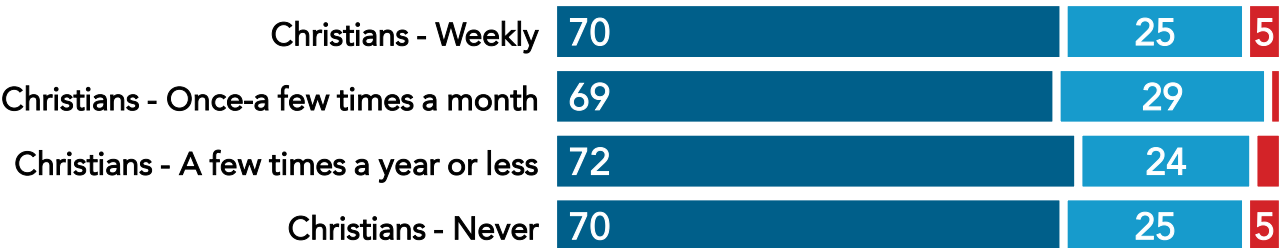
You can question America’s leaders and still love your country.



America is the greatest country in the world.



Religious Service Attendance:

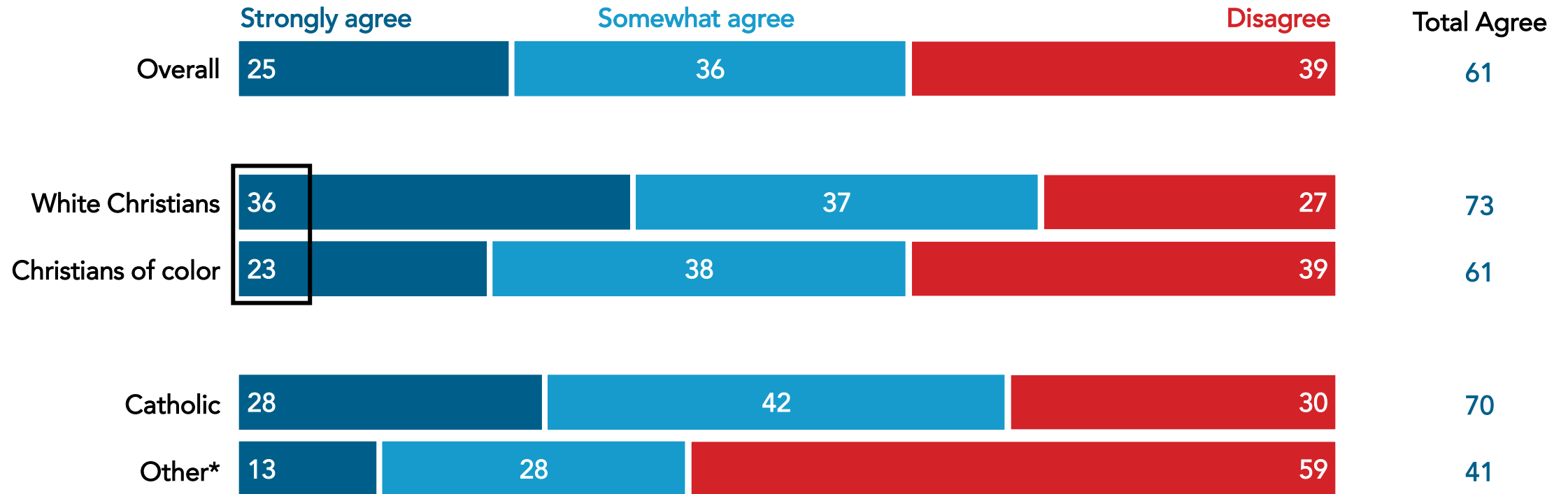


Nationwide survey of 2,000 registered voters conducted May 27-June 1, 2026. For more info, visit navigatorresearch.org.

Christians of Color Are Less Likely to Believe the U.S. Is a Christian Nation Than White Christians

Three in four white Christians agree that America is a Christian nation (73% agree), and 36% "strongly agree."

Please indicate whether you agree or disagree with the statement: America is a Christian nation.



*"Other" includes Americans who say they are Jewish, Muslim, none/Atheist/Agnostic, or another religion.
Nationwide survey of 2,000 registered voters conducted May 27-June 1, 2026. For more info, visit navigatorresearch.org.

Freedom of Speech and Right to Vote Universally Important; Freedom of Religion Especially Important for White Christians

(Split Sample) Below is a list of rights and freedoms in the U.S. Please select the five you think are **most important**.

Religious Service Attendance Among Christians:

	% five most important	White Christians	Christians of Color	Non-Christians	Once-A Few Weekly	A Few Times a Month	Never
Freedom of speech	65	69	58	65	62	60	69
Right to vote	53	51	59	53	61	52	47
Freedom of religion	44	53	41	39	62	52	44
Right to equal treatment under the law	39	36	39	40	37	33	40
Right to bear arms	34	48	26	27	48	47	37
Right to make your own decisions about your body	34	25	35	39	22	30	30
Innocence until proven guilty	33	33	34	33	32	27	39
Right to privacy	32	39	31	28	35	38	35
Freedom from discrimination	31	24	36	34	19	32	28
Right to due process	28	26	34	28	30	27	29
Freedom of the press	23	19	20	26	18	17	20
Freedom from government overreach	19	22	15	18	20	15	24
Freedom to gather and protest	18	13	18	20	11	18	15
Freedom from unlawful police searches	17	16	22	17	18	15	19
Right to a speedy, public trial	9	8	9	9	7	12	8

Nationwide survey of 2,000 registered voters conducted May 27-June 1, 2026. For more info, visit navigatorresearch.org.

Freedom of Speech Seen as Most Threatened Right; More White Christians & Frequent Church Attendees See Religion as at Risk

(Split Sample) Below is a list of rights and freedoms. Please select the five you think are **most under threat in the U.S. today**, if any.

	% five most under threat	White Christians	Christians of Color	Non-Christians	<u>Religious Service Attendance Among Christians:</u>			
					Weekly	Once-A Few Times a Month	A Few Times a Month or Less	Never
Freedom of speech	51	53	49	50	56	46	57	37
Right to vote	35	28	36	39	29	37	29	26
Freedom of religion	27	41	24	19	47	42	28	27
Right to equal treatment under the law	37	35	41	37	31	39	39	39
Right to bear arms	33	43	29	28	43	33	39	38
Right to make your own decisions about your body	34	28	28	39	16	29	34	34
Innocence until proven guilty	22	21	21	22	16	20	26	19
Right to privacy	31	35	31	28	35	33	35	31
Freedom from discrimination	32	23	46	35	23	37	33	24
Right to due process	20	16	19	23	14	16	18	23
Freedom of the press	24	24	22	25	26	28	21	20
Freedom from government overreach	33	35	30	32	26	39	36	34
Freedom to gather and protest	20	16	23	22	18	17	20	16
Freedom from unlawful police searches	25	26	28	23	29	24	25	29
Right to a speedy, public trial	10	10	15	8	8	18	13	7

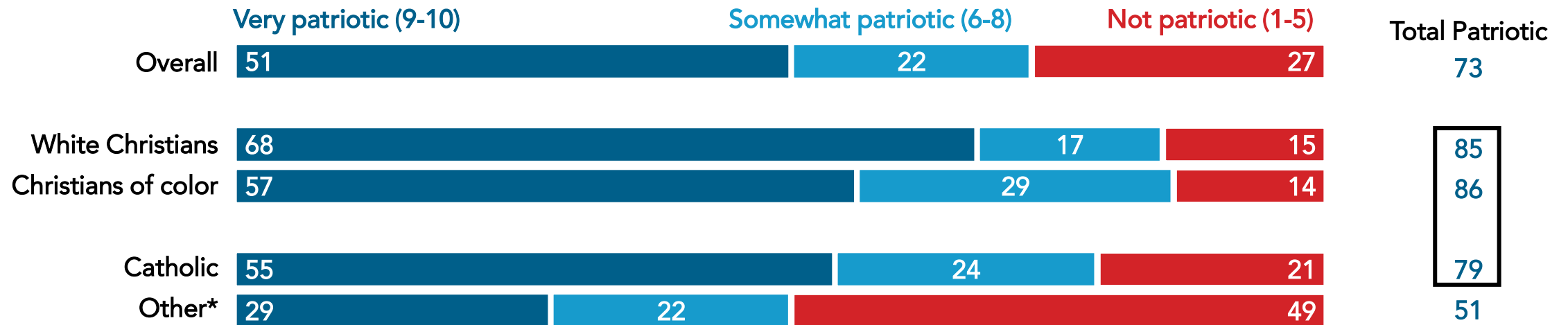
Nationwide survey of 2,000 registered voters conducted May 27-June 1, 2026. For more info, visit navigatorresearch.org.

Christians and Catholics Are More Likely Than Americans Overall to Say an Image of the Bible on the American Flag Is Patriotic

On a scale of 1 to 10, where 10 means very patriotic and 1 means not patriotic at all, please indicate how patriotic you think [the image] is.



Credit: Shutterstock/Ungvar

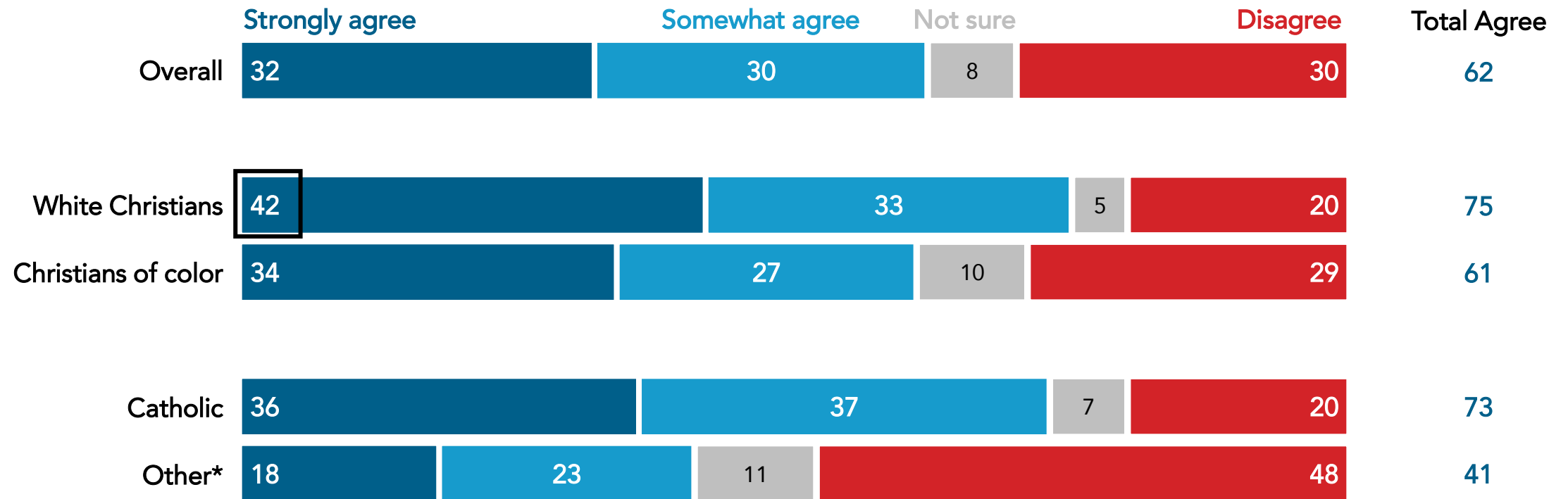


*"Other" includes Americans who say they are Jewish, Muslim, none/Atheist/Agnostic, or another religion.
 Nationwide survey of 2,000 registered voters conducted May 27-June 1, 2026. For more info, visit navigatorresearch.org.

White Christians Identify More With a Quote From Missouri GOP Senator Eric Schmitt About the U.S. and the Role of Faith

Three in four white Christians agree with a quote from Schmitt (75% agree), compared to just 61% of Christians of color.

Please indicate whether you agree or disagree with the quote when it comes to describing America's identity: "We Americans are the sons and daughters of the Christian Pilgrims that poured out from Europe's shores to baptize a new world in their ancient faith. America is our birthright. It's our heritage, our destiny." – Eric Schmitt



*Other" includes Americans who say they are Jewish, Muslim, none/Atheist/Agnostic, or another religion.
Nationwide survey of 2,000 registered voters conducted May 27-June 1, 2026. For more info, visit navigatorresearch.org.

navigator*

About Navigator

In a world where the news cycle is the length of a tweet, our leaders often lack the real-time public-sentiment analysis to shape the best approaches to talking about the issues that matter the most. Navigator is designed to act as a consistent, flexible, responsive tool to inform policy debates by conducting research and reliable guidance to inform allies, elected leaders, and the press. Navigator is a project led by pollsters from Global Strategy Group and GBAO.

About the Study

Global Strategy Group conducted a public opinion survey among a sample of 2,000 registered voters from May 27-June 1, 2026. 242 interviews were conducted among Hispanic voters. 285 interviews were conducted among African American voters. 137 interviews were conducted among Asian American and Pacific Islander voters. 234 interviews were conducted among independent voters. The survey was conducted online, recruiting respondents from an opt-in online panel vendor. Respondents were verified against a voter file and special care was taken to ensure the demographic composition of our sample matched that of the national registered voter population across a variety of demographic variables. The margin of error for the full sample at the 95 percent level of confidence is +/- 2.2 percentage points. The margin of error for subgroups varies and is higher.

For Press inquiries contact:

press@navigatorresearch.org

To learn more about Navigator:

<http://navigatorresearch.org>

@NavigatorSurvey on Twitter